

ANALYSIS
OF
BUDGETED EXPENDITURE
ON EDUCATION
2005-06 To 2007-08



GOVERNMENT OF INDIA
MINISTRY OF HUMAN RESOURCE DEVELOPMENT
(DEPARTMENT OF HIGHER EDUCATION)
PLANNING, MONITORING AND STATISTICS BUREAU
NEW DELHI
2008

PROJECT TEAM

SHRI ANIL KAPOOR

DIRECTOR

MISS RUCHIKA GUPTA

DEPUTY DIRECTOR

SHRI RADHEY SHYAM

SENIOR INVESTIGATOR

SHRI V.S. NAGAR

SENIOR INVESTIGATOR

SMT. KALPANA KHANTWAL

U.D.C.

N.I.C. STAFF

Dr. V. V. S. MURTY

**SENIOR TECHNICAL
DIRECTOR**

SHRI HARVINDER SINGH

**SENIOR SYSTEM
ANALYST**

PREFACE

This Publication brought out annually, analyses the Budget provisions made by the States/UTs and the Central Ministries for the development of education in their Budgets as placed before the Legislatures and Parliament. The present issue gives information in respect of actual expenditure for the year 2005-06, revised estimates of the expenditure for the year 2006-07 and the budget estimates for the year 2007-08. An analysis of the budget documents (Demands for Grants) for the year 2007-08 has also been presented in the document.

Total expenditure on education as incurred by the Centre, States and Union Territories have been taken into account. Effort is always made to take precaution against double counting of expenditure because the whole of actual expenditure, both central grant and State's share, under Centrally Sponsored Schemes (CSS) of Education Department is made by State/UTs and shown as such in their budget documents. The expenditure incurred on Centrally Sponsored Schemes of the department has been included in the Central Budget and has been excluded from the States' Budget.

Special feature of graphic representation of data and its analysis has been added. Bar charts and pie charts have been used as tools to portray the salient and unique features of the analysis. In this publication a statement indicating the Public Expenditure on Education as percentage of GDP from 1999-00 to 2007-08 is also added. We are sure that this will help in putting more emphasis and focus on the salient observations thrown up by the analysis. This will also make the publication more lively and useful.

*(Vijay P. Goel)
Deputy Director General*

CONTENTS

| | | |
|-----------|---|----|
| A. | Preface | |
| | I. Introduction | 1 |
| | II. Analysis of Budgeted Expenditure | 4 |
| | III. Expenditure on Education as percentage of Gross Domestic Product (GDP)/ Gross State Domestic Product (GSDP) | 12 |
| | IV. Budgeted Expenditure on Education (Capital Accounts) | 14 |
| | V. Budgeted Expenditure on Education; Revenue and Capital Account | 15 |
| | VI. Appendix:-Method of Estimation of Sector-wise Expenditure on Education | 17 |
| B. | Analytical Tables No.1 to 9 | |
| Table 1 | Budgeted Expenditure on Education by Education Department and other Departments. | |
| Table 2 | Budgeted Expenditure (Plan and Non Plan.) by Education Department and other Departments (Revenue Account) | |
| Table 3 | Budgeted Expenditure (Education and Training) (Revenue Accounts) | |
| Table 4 | Budgeted Expenditure on Education Department by Centre (Revenue Account). | |
| Table 5 | Statement indicating the Public Expenditure on Education. | |
| Table 6 | Statement indicating the sector-wise Public Expenditure on Education as percentage of GDP for States/UTs. and Centre. | |
| Table 7 | Relationship between Budgeted Expenditure on Education and Gross Domestic Product of States/UTs. | |
| Table 8 | Percentage of Capital Expenditure on Education to Total budget (Capital Account) State-wise. | |
| Table 9 | Total Budget (States and Centre) (Revenue, Capitals and Loan & Advances) | |

C. Statistical Statements No. 1 to 33

| | | |
|-----------------|--|----|
| Statement No.1 | Budgeted Provision for Education & Training at the Centre (Revenue Account) . | 1 |
| Statement No.2 | Budgeted Expenditure on Education, Training by Education and other departments (Revenue Account) . | 5 |
| Statement No.3 | Plan and Non-Plan Budget Provision for Education by all departments (Revenue Account). | 8 |
| Statement No.3A | Percentage share of total Plan and Non-Plan Budgeted Expenditure of Education Department in the total State Plan and Non-Plan Budgeted Expenditure (Revenue Account). | 11 |
| Statement No.3B | Percentage share of Total Plan and Non-Plan Budgeted Expenditure of Education and other departments in the total State Plan & Non-Plan Budgeted Expenditure (Revenue Account). | 12 |
| Statement No.4 | Total State Budget and Budgeted Expenditure on Education and Training (Revenue Account). | 13 |
| Statement No.5 | Plan and Non-Plan Budgeted Expenditure on Education by Education Departments (Revenue Account). | 14 |
| Statement No.6 | Total Plan Budgeted Expenditure on education and Training by all departments (Revenue Account). | 17 |
| Statement No.7 | Plan and Non-Plan Budgeted Expenditure on Elementary Education (Revenue Account). | 18 |

(iii)

| | | |
|-----------------|--|----|
| Statement No.8 | Plan and Non-Plan Budgeted Expenditure on Elementary Education by Sub heads (Revenue Account) | 19 |
| Statement No.9 | Plan and Non-Plan Budgeted Expenditure on Secondary Education (Revenue Account). | 28 |
| Statement No.10 | Plan and Non-Plan Budgeted Expenditure by sub heads on Secondary Education . | 29 |
| Statement No.11 | Plan and Non-Plan Budgeted Expenditure on Adult Education (Revenue Account). | 38 |
| Statement No.12 | Plan and Non-Plan Budgeted Expenditure on Adult Education by sub-heads (Revenue Account). | 39 |
| Statement No.13 | Plan and Non-Plan Budgeted Expenditure on University and other Higher Education (Revenue Account). | 44 |
| Statement No.14 | Plan and Non-Plan Budgeted Expenditure on University and other Higher Education by Sub-Heads (Revenue Account) . | 45 |
| Statement No.15 | Plan and Non-Plan Budgeted Expenditure on Technical Education (Revenue Account). | 51 |
| Statement No.16 | Plan and Non-Plan Budgeted Expenditure on Technical Education by Sub-Heads (Revenue Account). | 52 |
| Statement No.17 | Plan and Non-Plan Budgeted Expenditure on Physical Education (Revenue Account). | 61 |
| Statement No.18 | Plan and Non-Plan Budgeted Expenditure on Physical Education by Sub-Heads (Revenue Account). | 62 |

| | | |
|------------------|---|----|
| Statement No.19 | Plan and Non-Plan Budgeted Expenditure on other General Education Programme (Revenue Account). | 63 |
| Statement No.20 | Plan and Non-Plan Budgeted Expenditure on other General Education Programme by Sub-Heads (Revenue Account). | 64 |
| Statement No.21 | Plan and Non-Plan Budgeted Expenditure on Language Development (Revenue Accounts) | 69 |
| Statement No.22 | Plan and Non-Plan Budgeted Expenditure on Language Development by Sub-Heads (Revenue Accounts). | 70 |
| Statement No.23 | Budgeted Expenditure on Education of the Education Departments according to heads of charges (Revenue Account) for 2005-06 (Actuals). | 75 |
| Statement No.23A | Capital Account for 2005-06 (Actuals) (Statewise). | 76 |
| Statement No.23B | Loans & Advances 2005-06 (Actuals) (Statewise). | 77 |
| Statement No.24 | Budgeted Expenditure on Education of the Education Departments according to Heads of charges (Revenue Account) for 2006-07 (Revised Estimates). | 78 |
| Statement No.24A | Capital Account 2006-07 (Revised Estimates) (Statewise). | 79 |
| Statement No.24B | Loans & Advances 2006-07 (Revised Estimates) (Statewise). | 80 |
| Statement No.25 | Budgeted Expenditure on Education of the Education Department according to Heads of charges (Revenue Account) for 2007-08 (Budget Estimates). | 81 |
| Statement No.25A | Capital Account 2007-08 (Budget Estimates) (Statewise). | 82 |

| | | |
|------------------|---|----|
| Statement No.25B | Loans & Advances 2007-08 (Budget Estimates) (Statewise). | 83 |
| Statement No.26 | Sectorwise Plan and Non-Plan Actual Expenditure of Education of States/UTs and Centre (Revenue Account) for 2005-06. | 84 |
| Statement No.27 | Sectorwise Plan and Non-Plan Revised Estimates for Education Departments of States/UTs and Centre (Revenue Account) for 2006-07. | 85 |
| Statement No.28 | Sectorwise Plan and Non-Plan Budget Estimates for Education in States/UTs and Centre (Revenue Account) for 2007-08. | 86 |
| Statement No.29 | Budgeted Expenditure on Education of Education Department (Capital Account) for 2005-06 (Actuals). | 87 |
| Statement No.30 | Budgeted Expenditure on Education of Education Department (Capital Account) for 2006-07 (Revised Estimates). | 88 |
| Statement No.31 | Budgeted Expenditure on Education of Education Department (Capital Account) for 2007-08 (Budget Estimates). | 89 |
| Statement No.32 | Budget Provision for Centre and State/UTs Education Departments under Revenue Account, Capital Accounts and Loans and Advances for 2007-08. | 90 |
| Statement No.33 | Total Budget (Plan and Non-Plan) Centre & States/Uts. | 92 |

INTRODUCTION

This publication gives the details of the Plan and Non Plan expenditure budgeted by the education departments of the States/UTs and the Centre for various sub-sectors of Education. Departments other than the Department of Education also incur some expenditure on education and an effort has been made to include the budget estimates of their expenditure on education in order to get the total picture of public expenditure on education in the country. The expenditure of other departments also includes the expenditure on training (formal and non-formal).

The total amount of budget provisions on the revenue account made for education for the year 2007-08 by education departments for the States/UTs and the Centre works out to Rs. 131662.08 crore (Rs. 99310.36 crore in State Sector and Rs. 32351.72 crore in the Central sector) which is 13.82% more than the revised estimates of Rs.115671.32 crore for 2006-07. This amount constitutes 11.27% of the total budget provisions made on the revenue account in the States and at the Centre.

Apart from the revenue account, the Education Departments also make some provisions for capital works. The total budget estimates on the capital accounts (including loans) accounted for only Rs.1917.36 crore (Rs.1914.86 crore in the State Sector and Rs.2.50 crore in the Central Sector). Taking into account both the revenue as well as the capital account, the total budget estimates for education for 2007-08 of the State Education Departments and the Education Departments of the Centre works out to Rs.133579.44 crore, which is 4.79% of the total budget estimates.

The total budget provisions for 2007-08 made by the departments other than Education works out to Rs. 25657.91 crore. Accordingly including the expenditure on Education by all the Departments, the total budget provisions for education is given in the following table.

Expenditure on Education (2007-08 BE Revenue Account)

| | Centre | States/UT | Total |
|--|-------------------|--------------------|--------------------|
| Expenditure (Rs. in crore) | 3,93,42.58 | 11,79,77.41 | 15,73,19.99 |
| Share with respect to total (%) | 25.01 | 74.99 | 100 |

It is observed from the table that the States are contributing about 74.99% of the total revenue expenditure on education in the country while centre contributes about 25.01% to the education sector as a whole. The total revenue account of Rs.157319.99 crore constitutes 13.46% of the total budget of the Centre and the States for 2007-08 (19.31% for the State sector and 7.05% for the Central Sector).

The budget provisions (Revenue Account) for the Education department of the Central and the State Governments are indicated in the table which follows:-

Budgeted Expenditure (Plan & Non Plan) (Revenue Account) By Education Departments (Rs. in crore)

| Year → | 2005-06(Actual) | | 2006-07(RE) | | 2007-08(BE) | |
|---|-----------------|----------|-------------|----------|-------------|----------|
| | Centre | State | Centre | State | Centre | State |
| Plan | 14552.52 | 8806.10 | 20744.00 | 11375.29 | 28671.50 | 11486.21 |
| Non Plan | 3270.64 | 67854.44 | 3505.00 | 80047.03 | 3680.22 | 87824.15 |
| Total | 17823.16 | 76660.54 | 24249.00 | 91422.32 | 32351.72 | 99310.36 |
| Share of Plan Exp. to total exp. On education (%) | 81.65 | 11.49 | 85.55 | 12.44 | 88.62 | 11.57 |

About 88.62% of the Central expenditure on education is under plan whereas in the case of States/UTs it is only 11.57 % in the year 2007-08

The following table indicates the Sector-wise Expenditure on Education by Education Department incurred by both Centre and States.

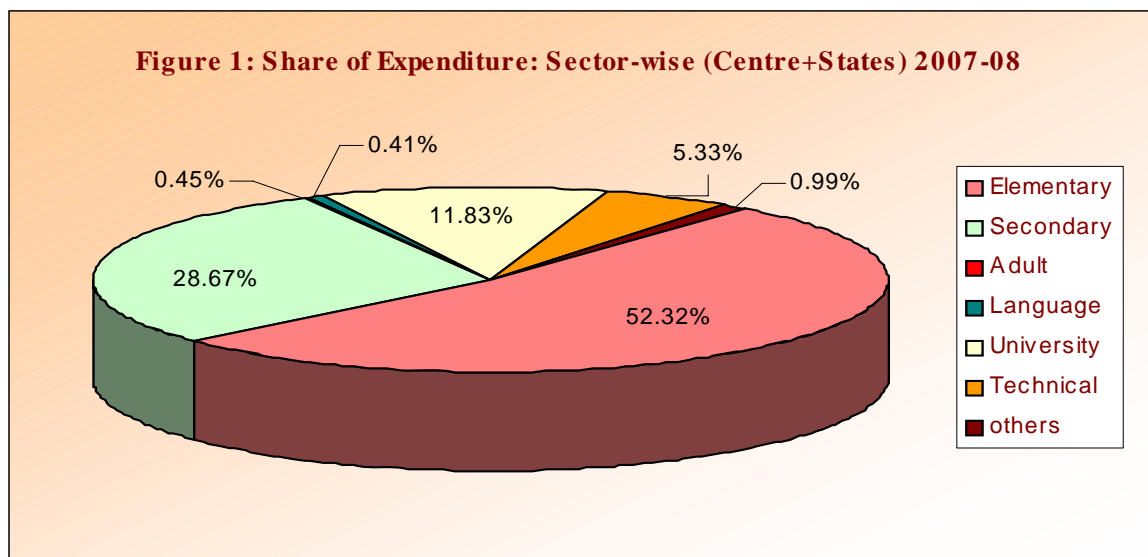
**Sector-wise Expenditure (Plan & Non Plan) on Education by Education
Department (Revenue Account) with percentage-
Centre and States/UTs 2007-08 (BE)**

(Rs.in crore)

| | Plan Expenditure | Plan %age share | Non-Plan Expenditure | Non- Plan %age Share | Total Expenditure | Total %age Share |
|---|-----------------------------|--------------------------------|---------------------------------|---|------------------------------|---------------------------------|
| 1. | 2. | 3. | 4. | 5. | 6. | 7. |
| Elementary Education | 25149.53 | 62.63 | 43733.73 | 47.79 | 68883.26 | 52.32 |
| Secondary Education | 5394.51 | 13.43 | 32354.39 | 35.36 | 37748.90 | 28.67 |
| Adult Education | 466.83 | 1.16 | 124.95 | 0.14 | 591.78 | 0.45 |
| Language Development | 207.70 | 0.52 | 328.06 | 0.36 | 535.76 | 0.41 |
| University & Hr. Education | 4127.83 | 10.28 | 11449.21 | 12.51 | 15577.04 | 11.83 |
| Technical Education | 4322.61 | 10.76 | 2697.75 | 2.95 | 7020.36 | 5.33 |
| General Education | 468.77 | 1.17 | 760.23 | 0.83 | 1229.00 | 0.93 |
| Physical Education | 19.90 | 0.05 | 56.06 | 0.06 | 75.96 | 0.06 |
| Total Education | 40157.68 | 100.00 | 91504.38 | 100.00 | 131662.06 | 100.00 |

Elementary Education accounted for 52.32% of the total expenditure on education in 2007-08, followed by Secondary Education, which was 28.76%. The share of University & Higher Education and Technical Education was 11.83% and 5.33% respectively.

Sector wise expenditure on education for 2007-08 has been depicted in the pie-chart (Figure-1).



II. ANALYSIS OF BUDGETED EXPENDITURE

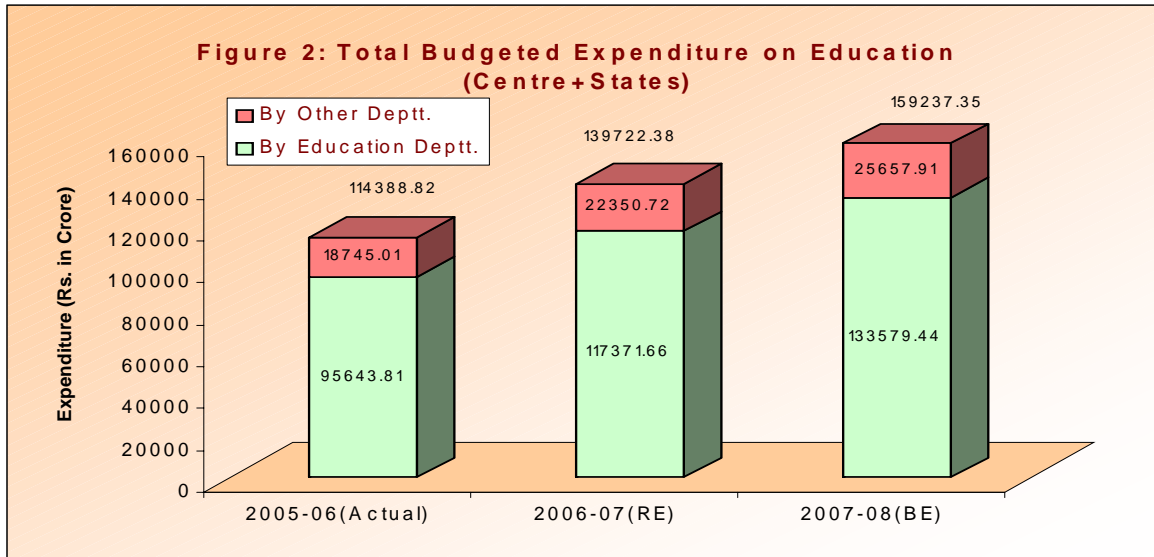
Table (1) summarizes the budget provisions for education by the Education Departments and other Departments under all the three accounts viz. (i) Revenue Account, (ii) Capital Account and (iii) Loans and Advances. Besides, provisions for Centre and States/Union Territories have also been indicated separately.

Budget provisions for education and training in 2007-08 have gone up to Rs.159237.35 crore (Rs.157319.99 crore under the Revenue Account, Rs. 1904.90 crore under the capital Account and Rs. 12.46 crore under Loans and Advances), forming 5.71% of the total budget provisions. Percentage provisions for education and training for the respective accounts are 13.46% under the Revenue Account, 0.12% under the Capital Account and under Loans and Advances is 0.06 %.

The Budget Estimates 2007-08 for education by the Education Departments of the Centre and the States under all the three accounts rose to Rs. 133579.44 crore (Rs. 32354.22 crore for the Centre and Rs. 101225.22 crore for the States). This amount consists of Rs. 131662.08 crore under the Revenue Account, Rs.1904.90 crore under the Capital Account and Rs. 12.46 crore under Loans &

Advances. The corresponding percentage of these accounts to the respective total budget provisions works out to 11.27%, 0.12% and 0.06%.

Figure-2 - a bar diagram indicates the extent and progress of Budgeted expenditure on education by education and other departments during 2005-06(Actual) to 2007-08(BE).



The Revised Estimates of 2006-07 for expenditure on education by the Centre and States/Union Territories amounted to Rs.139722.38 crore (Rs.138022.04 crore under Revenue Account, Rs.1686.78 crore under Capital Account and Rs. 13.56 crore under Loans & Advances), comprising Rs.30638.25 crore by the Centre and Rs.109084.13 crore by the States/ UTs. The total Revised Estimates for education formed 5.46% of the total Revised Estimates of expenditure. The corresponding percentages for Revenue, Capital Account and Loans & Advances are 13.05%, 0.11% and 0.06% respectively.

The Revised Estimates of 2006-07 provided by the Education Departments of the Centre and States rose to Rs.117371.66 crore (Rs.24250.50 crore for the Centre and Rs.93121.16 crore for the States) constituting 4.59% of the total Revised Estimates on all the three accounts. This amount comprised Rs.115671.32 crore under the Revenue Account, Rs.1686.78 crore under the Capital Account and Rs.13.56 crore under Loans and Advances. The corresponding percentages of these accounts to the respective total Revised Estimates are 10.94%, 0.11% and 0.06%.

The total Actual Expenditure on education by the Centre and the States/Union Territories for the year 2005-06 amounted to Rs.114388.82 crore (Rs.113228.71 crore under Revenue Account, Rs.1142.96 crore under Capital

Account and Rs.17.15 crore under Loans & Advances), comprising Rs.23211.13 crore by the Centre and Rs.91177.69 crore by States/ UTs. The total expenditure on education constituted 4.27% of the total actual expenditure during 2005-06. The corresponding percentages for Revenue, Capital Account and Loans & Advances are 12.73%, 0.06% and 0.09% respectively

The total expenditure on education during the year 2005-06 (Actual) incurred by the Education Departments of the Centre and the States under all the three accounts; (Revenue Account, Capital Account, & Loans and Advances) amounted to Rs. 95643.81 crore (Rs.17824.52 crore for Centre and Rs.77819.29 crore for States) forming 3.57% of the total expenditure of Centre and States on all the three accounts. Out of this amount, Rs.94483.70 crore is under the Revenue Account, Rs. 1142.90 crore under the Capital Account (outside Revenue Account) and Rs.17.15 crore under Loans and Advances. The corresponding percentages of expenditure on education under these accounts with reference to the respective total expenditure are 10.62%, 0.06% and 0.09%.

Figure-3 shows the share of expenditure on education by education department with respect the total budget on all the three accounts (Revenue Account, Capital Account, & Loans and Advances) separately for Centre and State. The figure also depicts the total share of expenditure on education by education department by both centre and state together.

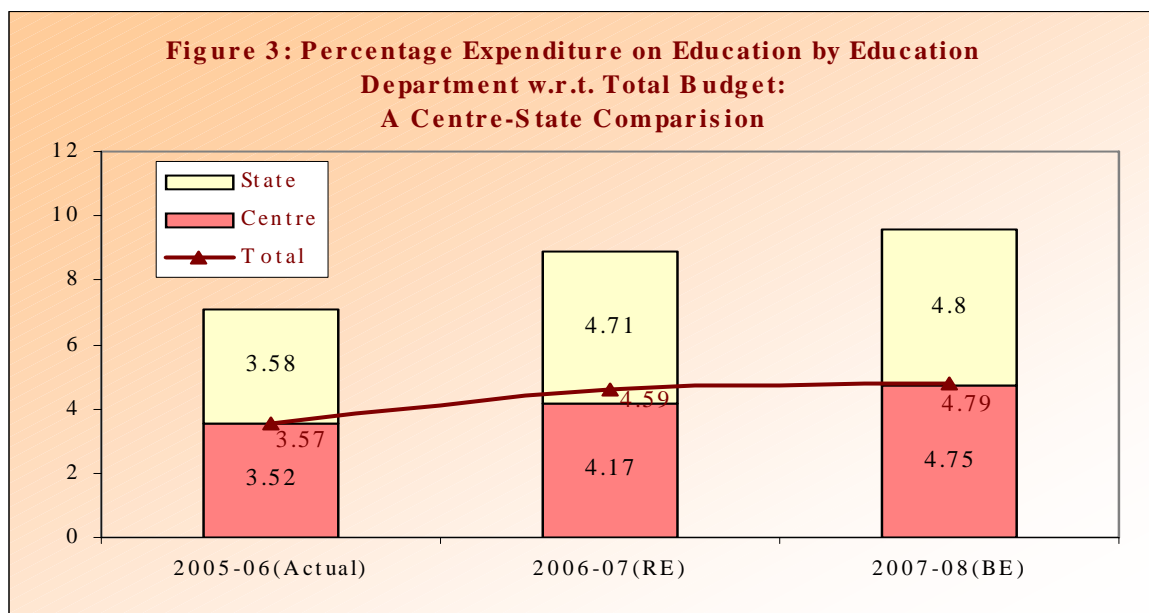
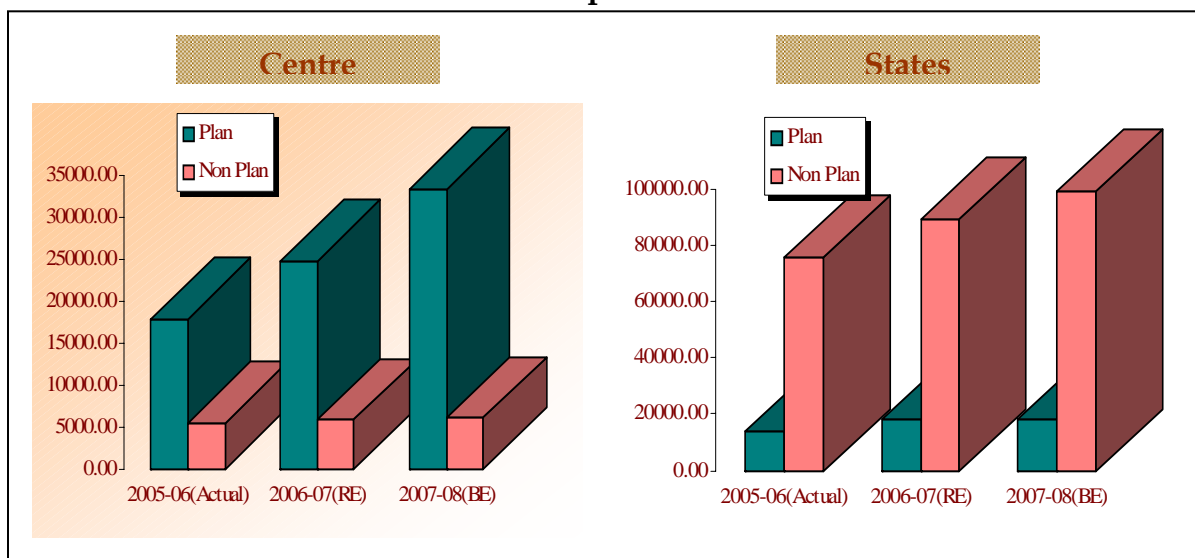


Table (2) summarizes the total budget provisions (Revenue Account) for expenditure on education in respect of Education Departments as well as other

departments with the break-up of Plan and Non-Plan provisions for the year 2005-06 (Actuals), 2006-07 (Revised Estimates) and 2007-08 (Budget Estimates). Figure-4 - a bar chart, depicts the Plan and non-Plan Expenditure of Centre and State incurred by Education Department. It brings out contrast in emphasis on Plan and Non-Plan expenditure by Centre and States.

Figure-4: Plan and Non Plan Expenditure on Education: Centre -State Comparison



The Actual Expenditure on education by the Centre under the Revenue Account was Rs.23209.77 crore (Rs.17823.18 crore for Plan and Rs . 5386.59 crore for Non-Plan) which constituted 5.28% of the total central expenditure (Revenue Account).

The Actual Expenditure on education by the States/Union Territories was Rs.90018.94 crore (Rs. 13792.53 crore for Plan and Rs.76226.41 crore for Non-Plan) and formed 20.01% of the total expenditure (Revenue Account) for all States/Union Territories.

In 2005-06, the actual expenditure (Revenue Account) of Education Departments of the Centre and the States/Union Territories amounted to Rs.113228.71 crore, comprising Rs.31615.71 crore for Plan and Rs.81613.00 crore for Non-Plan, forming 12.73 % of the total expenditure on all sectors. The Central expenditure for the education departments was Rs.17823.16 crore (Rs.14552.52 crore Plan and Rs.3270.64 crore for Non-Plan) whereas expenditure of the States/Union Territories was Rs.76660.54 crore (Rs.8806.10 crore for Plan and Rs.67854.44 crore for Non-Plan).

The Revised Estimates for education by the Centre under the Revenue Account amounted to Rs.30636.75 crore (Rs.24828.09 crore for Plan and

Rs.5808.66 crore for Non-Plan). The Revised Estimates for education by the Centre constituted 6.05% (17.17% for plan and 1.60% for Non-Plan) of the total Revised Estimates of the Centre.

The Revised Estimates for education by the States/Union Territories was Rs.107385.29 crore (Rs.18057.26 crore for Plan and Rs. 89328.03 crore for Non-Plan) forming 19.49% of the total Revised Estimates (Revenue Account) for all States/Union Territories.

The Revised Estimates of 2006-07 of the Education Departments of Centre and States/UTs rose to Rs.115671.32 crore (Rs 32119.29 crore for Plan and Rs.83552.03 crore for Non-Plan) constituting 10.94% of the total Revised Estimates of expenditure on all sectors. The Revised Estimates for the Central Education Departments were Rs. 24249.00 crore (Rs.20744.00 crore for plan and Rs.3505.00 crore for Non-Plan) whereas the Revised Estimates for the States/Union Territories were Rs.91422.32 crore (Rs. 11375.29 crore for Plan and Rs.80047.05 crore for Non-Plan). The percentage of Central Plan for the Education Departments (Revised Estimates) to the total Central Plan budget (Revised Estimates) was 14.35% while it was 0.97% in case of Non-Plan expenditure on education.

The budget estimates for 2007-08 (Revenue Account) for expenditure on education of the Centre and States/Union Territories amounted to Rs.157319.99 crore comprising Rs.131662.08 crore by the education departments and Rs. 25657.91 crore by the other departments. The total budget for education constitutes 13.46 % of the total respective budget under the Revenue Account.

The Central budget provision (Revenue Account) for education is Rs.39342.58 crore, comprising Rs.33351.13 crore for plan and Rs.5991.45 crore for Non-Plan. This amount constituted 7.05% (19.13% for Plan and 1.56% for Non-Plan) of the total central budget (Revenue Account) for the year 2007-08.

The total budget provision (Revenue Account) of all States/Union territories for education and training is Rs.117977.41 crore (Rs.18461.98 crore for plan and Rs.99515.43 crore for Non-Plan) constituting 19.31% of the total budget (Revenue Account) for all States and Union Territories.

The total budget provision (Revenue Account) of Education Departments of the Centre and the States/Union Territories for the year 2007-08 amounted to Rs.131662.08 crore, comprising Rs.40157.71 crore for Plan and Rs.91504.37 crore for Non-Plan forming 11.27% to the total budget of all sectors. The Central budget for the Education Departments was Rs.32351.71 crore (Rs.28671.50 crore

for Plan and Rs.3680.22 crore for Non-Plan) whereas the budget provision for the States/Union Territories was Rs.99310.36 crore (Rs.11486.21 crore for Plan and Rs.87824.15 crore for Non-Plan). The percentage provision of Centre plan expenditure to the total plan budget was 16.44%, while it was 0.96% for Non-Plan.

Figure-5 indicates Plan and Non-Plan expenditure on education by the Education Departments of the Centre and the States/Union Territories vis-à-vis their respective total budget expenditure on all sectors.

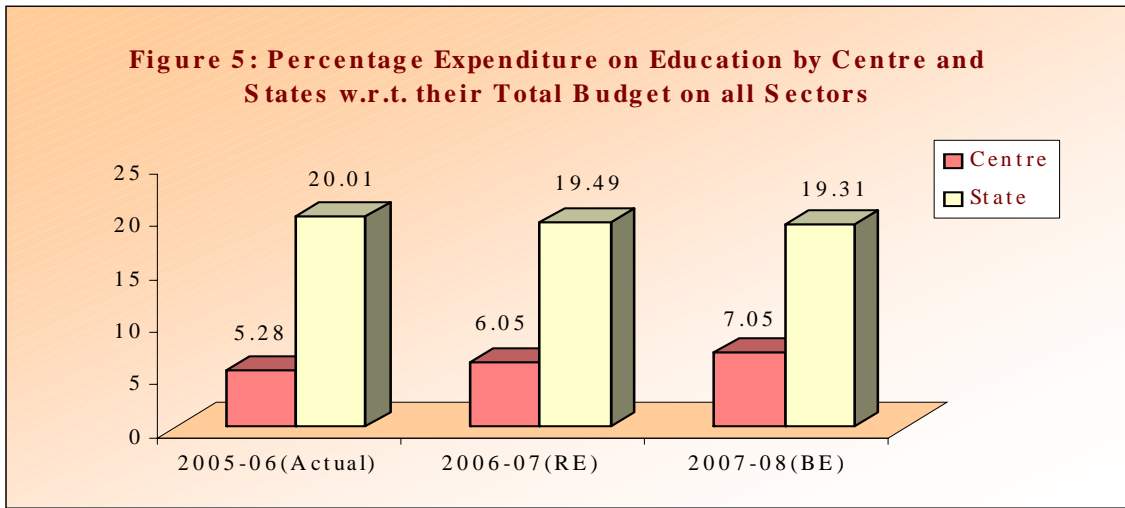


Table (3) depicts the budget provisions (Revenue Account) for education vis-à-vis training (Formal & Informal) at the Centre and in the States/Union Territories for the year 2007-08. The Figure-6(i) and Figure-6(ii) - pie-charts, corresponding to this table show that meager 2.40% of the total Centre Budget for Education spent on Training. The respective figure for States is 2.64%.

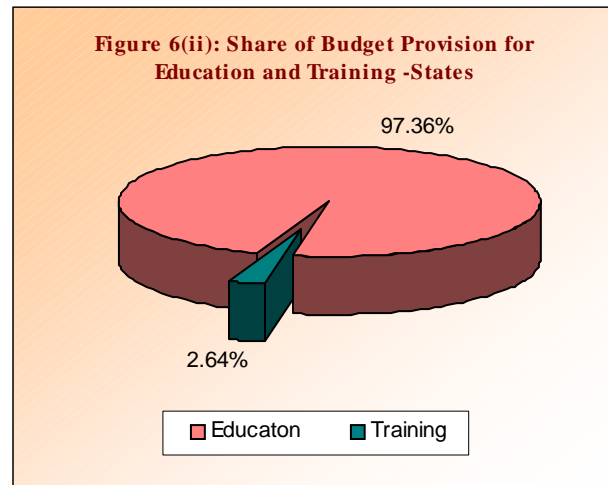
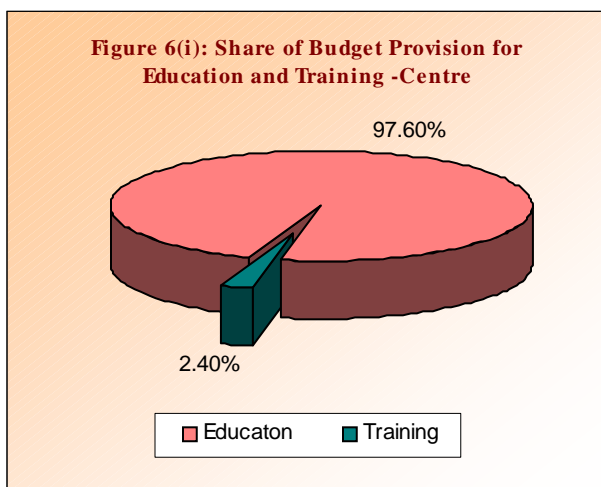
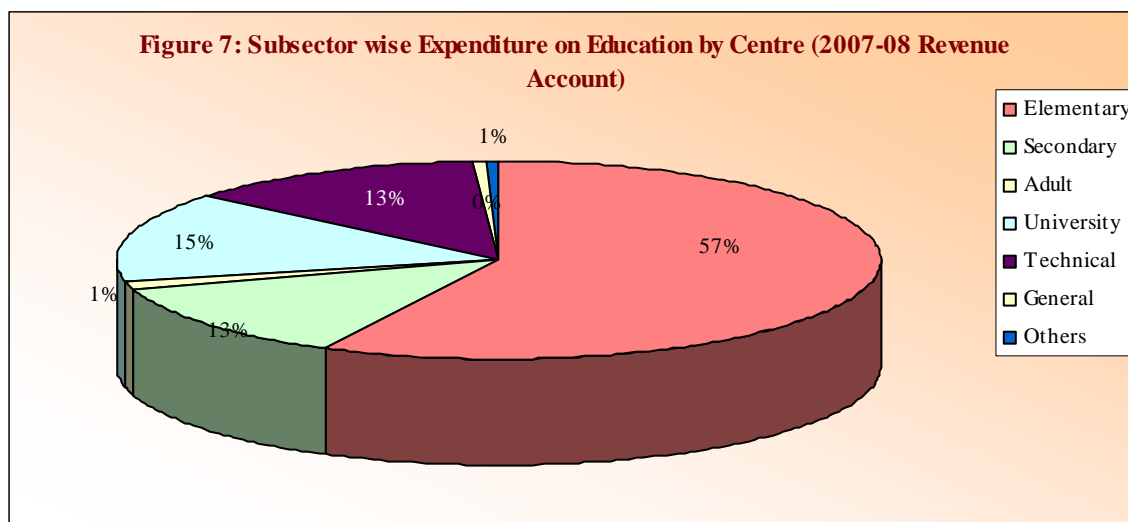


Table (4) gives the sector-wise break-up of the budgeted expenditure on education in the Central Sector of the Ministry of Human Resource Development, Departments of Education for the years 2005-06 (Actuals), 2006-07 (Revised Estimates) and 2007-08 (Budget Estimates). Besides, break-up of Plan and Non-Plan expenditure is also given.

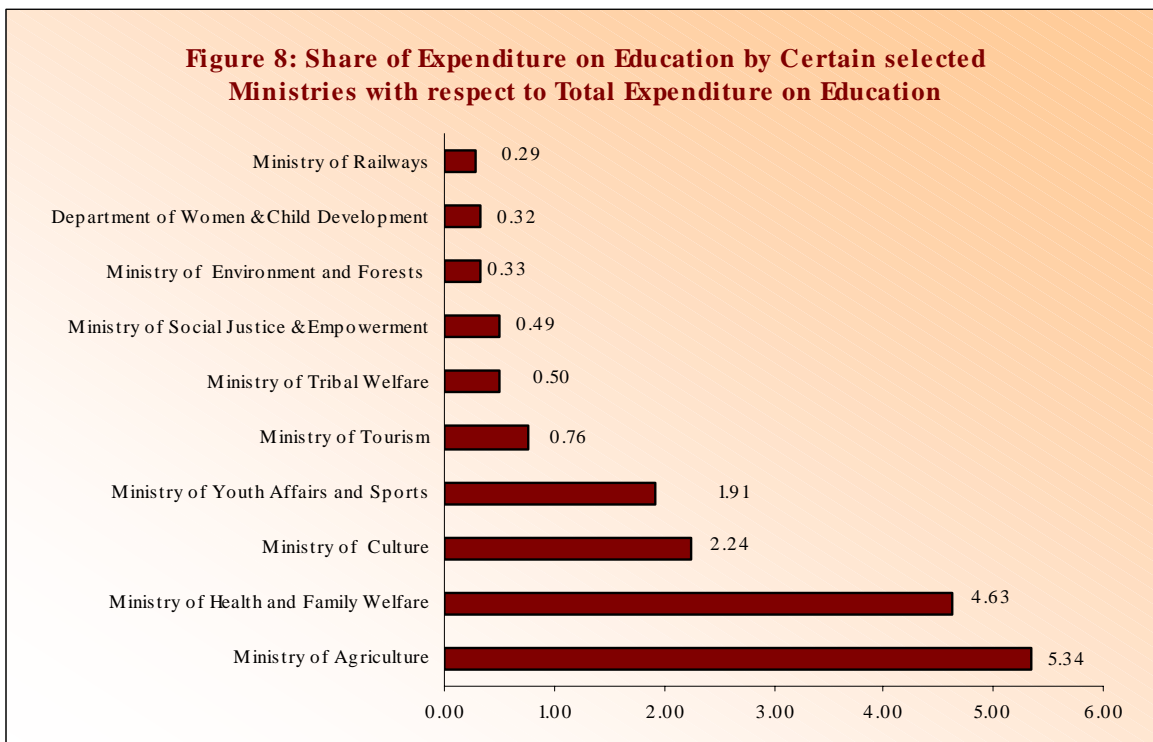
Table (4) indicates that in 2007-08 a major share of Rs. 18629.00 crores or 57.58% of the total budget of the Department of Education is provided for Elementary Education. The second priority is given to University & Higher Education which is Rs.4708.53 crores or 14.55%, of which the lion's share of Rs.4012.75 crore is to be operated through the University Grants Commission. The third priority is given to Technical Education which is Rs.4181.03 crore or 12.92%; Rs.4110.00 crore or 12.70% for Secondary Education and Rs.403.22 crore forming 1.25% for Adult Education and Rs.215.35 crores or 0.67% for Language Development Programmes and Rs.104.59 crores or 0.32% for general purposes including research, scholarships, international co-operation. Figure-7 – a pie-chart also depicts relative emphasis on various sub-sectors in the Central Budget (Revenue Account).

Out of the total central budget (Revenue Account), Rs. 6786.16 crore (Rs. 6783.91 crore for Plan and Rs.2.25 crore for Non-Plan) has been provided for Grants-in-aid to States and Union Territories, which is about 15.99 % of the total budget of Rs. 32350.72 crore (Rs. 28670.50 crore for Plan and Rs. 3680.22 crore for Non-Plan) of the Education Department for the year 2007-08.



Statement (1) of the Appendices gives Ministry/Department wise details of the central budget provision for education including training (formal & informal). This provision, which was Rs.39342.58 crore in 2007-08 constituted 7.05% of the total central budget. The corresponding percentage of budget provision in 2005-06 and 2006-07 as 5.28 and 6.05 respectively.

The Departments/Ministries, other than Education Department also contribute towards education. Figure 8 gives the comparative contribution in respect of certain Ministries (having substantial expenditure on education), for the year 2007-08. Details may be seen in Statement 1.



III. EXPENDITURE ON EDUCATION AS PERCENTAGE OF GROSS DOMESTIC PRODUCT (GDP)/ GROSS STATE DOMESTIC PRODUCT (GSDP)

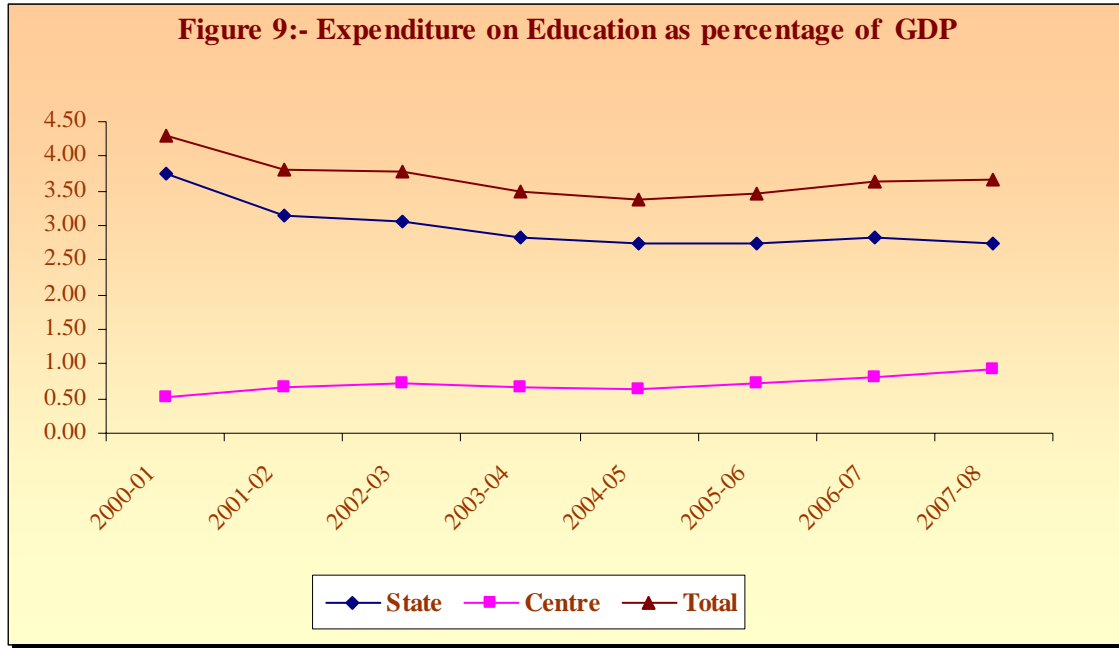


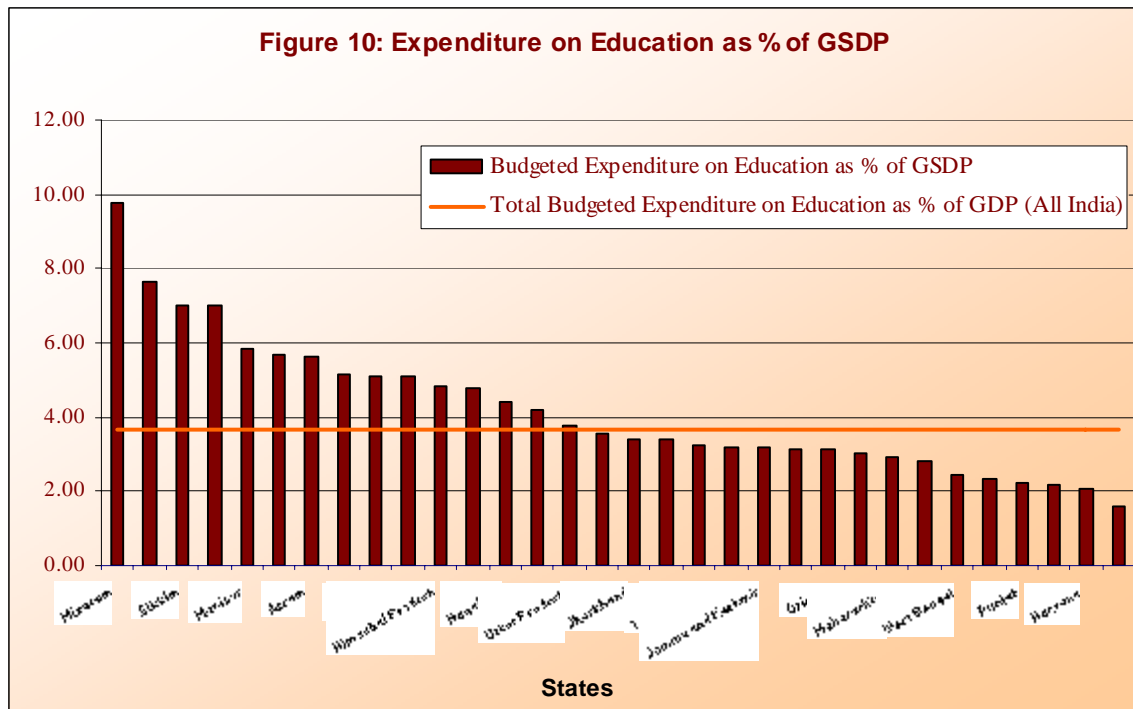
Figure-9 based on Table 5 indicates the year-wise expenditure on education as percentage of National GDP for States, Centre and Total. It may be seen here that total expenditure on education as percentage of GDP was highest (4.28%) in 2000-01 but this level could not be sustained in the following year and comes down to 3.39% in the year 2004-05. After that it again started increasing but at a very slow rate.

If we look at the percentage for Centre and States separately, we found that centre's share showing an increasing trend over the years and gone up from 0.53% in 2000-01 to 0.92% in 2007-08, while state's share has declined from 3.75% in the year 2000-01 to 2.75% in 2007-08.

The total expenditure on the Revenue Account at the all India level during 2007-08 formed 27.29% of the total Gross Domestic Product (GDP) and only 3.07% of the GDP was provided in the budgets of the education departments. When the provision for education for all departments including education departments is taken into account this percentage works out to be 3.67%.

Table - 6 shows the absolute estimated public expenditure and estimated public expenditure on Education as percentage of Gross Domestic Product (GDP) sector wise as well as with the break up of States/UTs. and Center for the year 2005-06(Actual), 2006-07(Revised Estimates) and 2007-08(Budget Estimates). The expenditure on elementary education is about 1.7% of GDP which is maximum among all other sub sectors of education followed by secondary education which is hovering around 0.9% of GDP. Contribution made by adult education (0.01) as percentage of GDP is lowest among all the sub sectors followed by university & Higher Education and Technical education for which it is around 0.7% and 0.3% respectively.

The percentage of total budgeted expenditure of States/UTs to their Gross State Domestic Product is worked out in Table-7.



*For some states the reference year is 2005-06 and others 2006-07 and for All India Figure the reference year is 2007-08-see Table-7.

Figure-10 indicates the State-wise relationship between budgeted expenditure on education for all departments on Revenue Account in terms of the Gross State Domestic Product for the available years of various States and Union Territories for the purpose of comparative study. It is observed from the graph that the percentage of expenditure on education is below the National GDP in respect of the major states such as Delhi, Haryana, Gujarat, Punjab, West Bengal, Goa, Maharashtra, Andhra Pradesh, Orissa, Karnataka, Jammu & Kashmir, Chhattisgarh, Tamil Nadu, Madhya Pradesh, Jharkhand and Rajasthan.

IV. BUDGETED EXPENDITURE ON EDUCATION (CAPITAL ACCOUNT)

This head accommodates the capital expenditure outside the Revenue Account and loans and advances for all States/UTs and at the centre. Capital expenditure and loans for education are quite meager in comparison with the expenditure under Revenue Account.

Statement (29) in the Appendices indicates the State-wise capital expenditure outside the Revenue Account and loans for education made by the Education Departments of all States/UTs for the year 2005-06(Actual) which amounted to Rs.1141.60 crore constituting 0.07 of the total capital account outside the Revenue Account. Among States, this percentage is highest in the case of Jharkhand (0.87%) and no provision was made in Jammu & Kashmir and Orissa. Among Union Territories, this percentage is in the range of 0.65% for Delhi and 6.25 in A and N Islands.

During 2005-06 (Actuals), the total loans provided by the Education Departments of all States/UTs amounted to Rs.37.15 crore forming 0.21% of the total loan and advances. None of the Union Territory had provided for loans.

Statement (30) in the Appendices shows the Revised Estimates of capital expenditure on education for all States/UTs in 2006-07 which increased to Rs.1685.28 crore forming 0.12% of the total capital expenditure outside the Revenue Account for all States/UTs. This percentage varies from 0.01% in Punjab to 2.09% in Jammu and Kashmir. Among Union Territories, the highest percentage is observed in Daman and Diu 6.46% and the lowest in Lakshadweep 0.77.

Loans and advances for education provided by education departments of all States/UTs amounted to Rs.13.56 crore or 0.07% of the total loans and advances for all States/UTs. Among States, this percentage is highest in the case of Goa (43.11%) and lowest in the case of Madhya Pradesh (0.05). No provision has been made other than the States of Chhattisgarh, Goa, Madhya Pradesh and Uttar Pradesh under this head. None among the Union Territories had made any provision under this head.

Statement (31) in the Appendices shows State/UTs-wise capital expenditure outside the Revenue Account and loans for education provided by the Education Departments for the years 2007-08 (Budget Estimates). The total budgeted capital expenditure outside the Revenue Account proposed for

education amounts to Rs.1902.40 crore forming 0.13% of the total capital expenditure outside the Revenue Account for all States/UTs. This percentage is highest in the case of Himachal Pradesh (2.18%) and the lowest in the case of Kerala (0.01%). Among Union Territories, it ranged from 1.94% in Delhi to 8.95 % in Puducherry.

A provision of Rs.12.46 crore was made for loans for education by the Education Departments of all States/UTs taken together, constituting 0.06% of the total loans and advances for Education department. The highest percentage is in the case of Goa (27.14 %) and lowest in the case of Uttar Pradesh (0.98%). No provision for loans was made other than the States of Goa and Uttar Pradesh . No provision for loans was made by the Union Territories.

Table (7) indicates the States/Union Territory-wise percentage provision for education to the total State budget under the capital account and loans and advances for the year 2005-06 (Actuals), 2006-07(Revised estimates) and 2007-08 (Budget Estimates).

V. BUDGETED EXPENDITURE ON EDUCATION (REVENUE AND CAPITAL ACCOUNT)

Statement (32) in the Appendices gives in summary form the budget provision for education by the Education Departments under all the three accounts i.e. (i) Revenue Account, (ii) capital Account (outside Revenue Account) and (iii) Loans & Advances during the year 2007-08 (BE). The provisions have been indicated separately for each State and Union Territory and for the Centre.

Col. (3) of the Statement indicates the total Revenue Account for the Education Departments Rs.131662.06 crore which comprises Rs. 96522.49 crore for States, Rs.2787.86 crore for Union Territories and Rs. 32351.72 crore for the Centre. According to the State-wise distribution of funds for education by the Education Departments under the Revenue Account, the highest amount of Rs.12087.78 crore is proposed by Maharashtra followed by Uttar Pradesh Rs. 9932.56 crore and West Bengal Rs.6288.07 crore.

Similarly, under Col.(6), the total capital expenditure on education comes to Rs 1904.90 crore comprising Rs. 1680.97 crore for the State Education Departments, Rs.221.43 crore for the Union Territories Education Departments and Rs. 2.50 crore for the Centre.

A total amount of Rs. 12.46 crore is shown as loans for education under col.(9) comprising for State education Departments and Union Territories

Education Departments and the Centre have no provision under this head.

In terms of percentages, 16.26% of the total Revenue Account of all Departments for all States/UTs has been provided for education while 5.80% is proposed for the Centre. The combined percentage of education departments of the States/UTs and the centre to the total budget (Revenue Account) works out to 11.27%.

The percentage provision on the capital account outside the Revenue Account of the Education Departments for all States/UTs works out to 0.13% while for the Centre, it was nil. The combined percentage provision for States/UTs and the Centre is 0.12%.

The share of loans for education by the Education Departments of all States to the total loans and advances is 0.06% and no amount is proposed for the Centre and Union Territories departments.

The combined percentage provision made by the Education Departments of all States/UTs and the Centre on Revenue account, Capital Account and Loans to the total Revenue Account, Capital Account and Loans and Advances works out to 4.79% (4.80% for States/UTs and 4.75% for the centre).

Statement No.33 in the Appendices shows the Total State Budget of all States/UTs and Centre for the year 2005-06 (Actuals), 2006-07 (Revised Estimates) and Budget-Estimates for 2007-08.

VI. METHOD OF ESTIMATION OF SECTOR-WISE EXPENDITURE ON EDUCATION.

In Table-6 the sector-wise Public expenditure for various sectors viz. Elementary Education, Secondary Education, University & Higher Education, Adult Education and Technical Education contains expenditure on these sectors by other departments also included while incorporating the expenditure of other Departments in various sectors, the expenditure incurred by Ministries of Railways, Defence, Labour and Employment, Social Justice & Empowerment, Culture, Tribal Development, Development of North Eastern Region and Department of Women & Child Development mainly goes towards Elementary and Secondary Education sectors and therefore expenditure incurred by these Ministries has been counted towards Elementary & Secondary Education sectors. This expenditure has been thereafter segregated into Elementary and Secondary in the same proportion as that of the expenditure incurred by the Education Department on these two sectors.

Expenditure incurred by the Ministries of Agriculture, Civil Aviation, Finance, Home Affairs, External Affairs, Environment & Forests, Rural Development, Panchayat Raj, Shipping, Road Transport & Highways, Tourism, Urban Development, Water Resources, Youth Affairs & Sports and Consumer Affairs, Food & Public Distribution presumably mainly goes to towards Higher Education sector and therefore expenditure incurred by these Ministries has been counted towards University & Higher Education sector.

Expenditure incurred by the Ministries of Health & Family Welfare, Information & Broadcasting, Power, Science & Technology, Small Scale Industries, Earth Science and Mines goes towards Technical Education sector same as above.

As regard to expenditure incurred by other departments of States, separate ministry wise break up is not available. Therefore to arrive at the sub sector wise expenditure of other departments of States Governments, same ratio has been used as found in case of other departments' expenditure of education at the centre.

The above methodology has been adopted with the approval of Secretary (HE) in file No. 7-1/2008-P&M.

ANALYTICAL TABLES

Table No. (1) - Budgeted Expenditure on Education By Education Department and Other Departments

(Rs. in crore)

| | 2005 - 06 (Actual) | | | 2006 - 07 (R E) | | | 2007 - 08 (B E) | | |
|---|--------------------------|--------------|-----------|--------------------------|--------------|-----------|--------------------------|--------------|-----------|
| | Expenditure on Education | | Total | Expenditure on Education | | Total | Expenditure on Education | | Total |
| | Education Deptt. | Other Depts. | | Education Deptt. | Other Depts. | | Education Deptt. | Other Depts. | |
| 1 | 2 | 3 | 4 | 5 | 6 | 7 | 8 | 9 | 10 |
| <u>Centre</u> | | | | | | | | | |
| Revenue | 17823.16 | 5386.61 | 23209.77 | 24249.00 | 6387.75 | 30636.75 | 32351.72 | 6990.86 | 39342.58 |
| | (4.05) | (1.22) | (5.28) | (4.79) | (1.26) | (6.05) | (5.80) | (1.25) | (7.05) |
| Capital | 1.36 | 0.00 | 1.36 | 1.50 | 0.00 | 1.50 | 2.50 | 0.00 | 2.50 |
| | (0.00) | (0.00) | (0.00) | (0.00) | (0.00) | (0.00) | (0.00) | (0.00) | (0.00) |
| Loans and Advances | 0.00 | 0.00 | 0.00 | 0.00 | 0.00 | 0.00 | 0.00 | 0.00 | 0.00 |
| | (0.00) | (0.00) | (0.00) | (0.00) | (0.00) | (0.00) | (0.00) | (0.00) | (0.00) |
| Total | 17824.52 | 5386.61 | 23211.13 | 24250.50 | 6387.75 | 30638.25 | 32354.22 | 6990.86 | 39345.08 |
| | (3.52) | (1.06) | (4.59) | (4.17) | (1.10) | (5.27) | (4.75) | (1.03) | (5.78) |
| <u>States/UTs</u> | | | | | | | | | |
| Revenue | 76660.54 | 13358.40 | 90018.94 | 91422.32 | 15962.97 | 107385.29 | 99310.36 | 18667.05 | 117977.41 |
| | (17.04) | (2.97) | (20.01) | (16.59) | (2.90) | (19.49) | (16.26) | (3.06) | (19.31) |
| Capital | 1141.60 | 0.00 | 1141.60 | 1685.28 | 0.00 | 1685.28 | 1902.40 | 0.00 | 1902.40 |
| | (0.07) | (0.00) | (0.07) | (0.12) | (0.00) | (0.12) | (0.13) | (0.00) | (0.13) |
| Loans and Advances | 17.15 | 0.00 | 17.15 | 13.56 | 0.00 | 13.56 | 12.46 | 0.00 | 12.46 |
| | (0.10) | (0.00) | (0.10) | (0.07) | (0.00) | (0.07) | (0.06) | (0.00) | (0.06) |
| Total | 77819.29 | 13358.40 | 91177.69 | 93121.16 | 15962.97 | 109084.13 | 101225.22 | 18667.05 | 119892.27 |
| | (3.58) | (0.62) | (4.20) | (4.71) | (0.81) | (5.52) | (4.80) | (0.89) | (5.69) |
| <u>Total (Centre + States/UTs)</u> | | | | | | | | | |
| Revenue | 94483.70 | 18745.01 | 113228.71 | 115671.32 | 22350.72 | 138022.04 | 131662.08 | 25657.91 | 157319.99 |
| | (10.62) | (2.11) | (12.73) | (10.94) | (2.11) | (13.05) | (11.27) | (2.20) | (13.46) |
| Capital | 1142.96 | 0.00 | 1142.96 | 1686.78 | 0.00 | 1686.78 | 1904.90 | 0.00 | 1904.90 |
| | (0.06) | (0.00) | (0.06) | (0.11) | (0.00) | (0.11) | (0.12) | (0.00) | (0.12) |
| Loans and Advances | 17.15 | 0.00 | 17.15 | 13.56 | 0.00 | 13.56 | 12.46 | 0.00 | 12.46 |
| | (0.09) | (0.00) | (0.09) | (0.06) | (0.00) | (0.06) | (0.06) | (0.00) | (0.06) |
| Total | 95643.81 | 18745.01 | 114388.82 | 117371.66 | 22350.72 | 139722.38 | 133579.44 | 25657.91 | 159237.35 |
| | (3.57) | (0.70) | (4.27) | (4.59) | (0.87) | (5.46) | (4.79) | (0.92) | (5.71) |

Note :- Figures in brackets indicate percentage to total budget of all Sectors.

Table No. (2) - Budgeted Expenditure (Plan and Non-Plan) by Education and Other Departments (Revenue Account)

(Rs. in crore)

| 2005 - 06 (Actual) | | | 2006 - 07 (R E) | | | 2007 - 08 (B E) | | | |
|--|---------------------|--------------------|--------------------------|----------------------|--------------------|--------------------------|----------------------|--------------------|------------------------|
| Expenditure on Education | | | Expenditure on Education | | | Expenditure on Education | | | |
| Education | Other | Total | Education | Other | Total | Education | Other | Total | |
| Deptt. | Deptt. | | Deptt. | Deptt. | | Deptt. | Deptt. | | |
| 1 | 2 | 3 | 4 | 5 | 6 | 7 | 8 | 9 | 10 |
| <u>Centre</u> | | | | | | | | | |
| Plan | 14552.52 (13.01) | 3270.66 (2.92) | 17823.18 (15.93) | 20744.00 (14.35) | 4084.09 (2.82) | 24828.09 (17.17) | 28671.50 (16.44) | 4679.63 (2.68) | 33351.13 (19.13) |
| Non Plan | 3270.64 (1.00) | 2115.95 (0.65) | 5386.59 (1.64) | 3505.00 (0.97) | 2303.66 (0.64) | 5808.66 (1.60) | 3680.22 (0.96) | 2311.23 (0.60) | 5991.45 (1.56) |
| Total | 17823.16 (4.05) | 5386.61 (1.22) | 23209.77 (5.28) | 24249.00 (4.79) | 6387.75 (1.26) | 30636.75 (6.05) | 32351.72 (5.80) | 6990.86 (1.25) | 39342.58 (7.05) |
| <u>States/UTs</u> | | | | | | | | | |
| Plan | 8806.10 (12.17) | 4986.43 (6.89) | 13792.53 (19.05) | 11375.29 (10.73) | 6681.97 (6.30) | 18057.26 (17.03) | 11486.21 (8.95) | 6975.77 (5.43) | 18461.98 (14.38) |
| Non Plan | 67854.44 (17.97) | 8371.97 (2.22) | 76226.41 (20.19) | 80047.03 (17.99) | 9281.00 (2.09) | 89328.03 (20.08) | 87824.15 (18.20) | 11691.28 (2.42) | 99515.43 (20.63) |
| Total | 76660.54 (17.04) | 13358.40 (2.97) | 90018.94 (20.01) | 91422.32 (16.59) | 15962.97 (2.90) | 107385.29 (19.49) | 99310.36 (16.26) | 18667.05 (3.06) | 117977.41 (19.31) |
| <u>Total (Centre + States/UTs)</u> | | | | | | | | | |
| Plan | 23358.62 (12.68) | 8257.09 (4.48) | 31615.71 (17.16) | 32119.29 (12.82) | 10766.06 (4.30) | 42885.35 (17.11) | 40157.71 (13.27) | 11655.40 (3.85) | 51813.11 (17.12) |
| Non Plan | 71125.08 (10.08) | 10487.92 (1.49) | 81613.00 (11.57) | 83552.03 (10.35) | 11584.66 (1.44) | 95136.69 (11.79) | 91504.37 (10.57) | 14002.51 (1.62) | 105506.88 (12.18) |
| Total | 94483.70 (10.62) | 18745.01 (2.11) | 113228.71 (12.73) | 115671.32 (10.94) | 22350.72 (2.11) | 138022.04 (13.05) | 131662.08 (11.27) | 25657.91 (2.20) | 157319.99 (13.46) |

Note : - Figures in brackets indicate percentage to total budget of all Sectors.

Table (3) - Budgeted Expenditure (Education and Training) (Revenue Accounts)

(Rs. Crore)

| 1 | 2005-06 | | | 2006-07 | | | 2007-08 | | |
|------------------|--------------------|---------------------|----------------------|--------------------|----------------------|----------------------|--------------------|----------------------|----------------------|
| | Center 2 | States/Uts 3 | Total 4 | Center 5 | States/Uts 6 | Total 7 | Center 8 | States/Uts 9 | Total 10 |
| Education | | | | | | | | | |
| Education Deptt. | 17823.16 (4.05) | 76660.54 (17.04) | 94483.70 (10.62) | 24249.00 (4.79) | 91422.32 (16.59) | 115671.32 (10.94) | 32351.72 (5.80) | 99310.34 (16.26) | 131662.06 (10.27) |
| Other Deptts. | 4581.91 (1.04) | 11498.27 (2.56) | 16080.18 (1.81) | 5451.27 (1.18) | 13443.67 (2.44) | 18894.94 (1.79) | 6045.03 (1.08) | 15554.52 (2.55) | 21599.55 (1.85) |
| Total | 22405.07 (5.09) | 88158.81 (19.59) | 110563.88 (12.43) | 29700.27 (5.87) | 104865.99 (19.03) | 134566.26 (12.72) | 38396.75 (6.88) | 114864.86 (18.80) | 153261.61 (13.12) |
| Training | | | | | | | | | |
| Formal | 389.22 (0.09) | 1834.53 (0.41) | 2223.75 (0.25) | 462.13 (0.09) | 2483.60 (0.45) | 2945.73 (0.28) | 477.89 (0.09) | 3066.89 (0.50) | 3544.78 (0.30) |
| Informal | 415.48 (0.09) | 25.59 (0.01) | 441.07 (0.05) | 474.34 (0.09) | 35.72 (0.01) | 510.06 (0.05) | 467.94 (0.08) | 45.65 (0.01) | 513.59 (0.04) |
| Total | 804.70 (0.18) | 1860.12 (0.42) | 2664.82 (0.30) | 936.47 (0.18) | 2519.32 (0.46) | 3455.79 (0.33) | 945.83 (0.17) | 3112.54 (0.51) | 4058.37 (0.34) |
| Grand Total | 23209.77 (5.28) | 90018.93 (20.01) | 113228.70 (12.73) | 30636.74 (6.05) | 107385.31 (19.49) | 138022.05 (13.05) | 39342.58 (7.05) | 117977.40 (19.31) | 157319.98 (13.46) |

Note : - Figures in brackets indicate percentage to total budget of all Sectors.

Table No. 4 :- Budgeted Expenditure on Education Department by Centre (Revenue Account)

(Rs. In lakh)

| Name of the Schemes | 2005-06(Actual) | | | 2006-2007 (R.E.) | | | 2007-2008 (B.E.) | | |
|--------------------------------|-------------------|------------------|-------------------|-------------------|------------------|-------------------|-------------------|------------------|-------------------|
| | Plan | Non-Plan | Total | Plan | Non-Plan | Total | Plan | Non-Plan | Total |
| 1 | 2 | 3 | 4 | 5 | 6 | 7 | 8 | 9 | 10 |
| 1 Elementary Education | 1174933.00 | 189.00 | 1175122.00 | 1689250.00 | 294.00 | 1689544.00 | 1862600.00 | 300.00 | 1862900.00 |
| 2. Secondary Education | 88574.29 | 86386.79 | 174961.08 | 108700.00 | 90104.00 | 198804.00 | 316400.00 | 94600.00 | 411000.00 |
| 3. Physical Education | 0.00 | 65.00 | 65.00 | 0.00 | 0.00 | 0.00 | 0.00 | 0.00 | 0.00 |
| 4. University Education | 81333.79 | 148784.30 | 230118.09 | 130350.00 | 160256.00 | 290606.00 | 241600.00 | 168153.00 | 409753.00 |
| 5. Adult Education | 24181.00 | 165.00 | 24346.00 | 23550.00 | 206.00 | 23756.00 | 40100.00 | 222.00 | 40322.00 |
| 6. Language Development | 10745.54 | 3853.22 | 14598.76 | 16835.00 | 4085.00 | 20920.00 | 17250.00 | 4285.00 | 21535.00 |
| 7. Scholarships | 835.69 | 157.91 | 993.60 | 1300.00 | 251.00 | 1551.00 | 1400.00 | 235.00 | 1635.00 |
| 8. Book Promotion | 1123.93 | 752.22 | 1876.15 | 2250.00 | 850.00 | 3100.00 | 1150.00 | 890.00 | 2040.00 |
| 9. Planning and Administration | 469.58 | 4367.97 | 4837.55 | 1439.00 | 4934.00 | 6373.00 | 1650.00 | 5134.00 | 6784.00 |
| 10 Distance Learning | 3024.00 | 0.00 | 3024.00 | 9505.00 | 0.00 | 9505.00 | 61000.00 | 100.00 | 61100.00 |
| 11 Technical Education | 70031.55 | 82342.56 | 152374.11 | 91221.00 | 89520.00 | 180741.00 | 324000.00 | 94103.00 | 418103.00 |
| Total - Education | 1455252.37 | 327063.97 | 1782316.34 | 2074400.00 | 350500.00 | 2424900.00 | 2867150.00 | 368022.00 | 3235172.00 |

| Name of the Schemes | 2005-06(Actual) | | | 2006-2007 (R.E.) | | | 2007-2008 (B.E.) | | |
|---|-------------------|-----------------|-------------------|-------------------|-----------------|-------------------|-------------------|-----------------|-------------------|
| | Plan | Non-Plan | Total | Plan | Non-Plan | Total | Plan | Non-Plan | Total |
| 1 | 2 | 3 | 4 | 5 | 6 | 7 | 8 | 9 | 10 |
| Elementary Education | | | | | | | | | |
| 1 Strengthening of Teachers Training Institutes | 21089 | 0 | 21089 | 18000 | 0 | 18000 | 50000 | 0 | 50000 |
| | 0 | 0 | 0 | 0 | 0 | 0 | 0 | 0 | 0 |
| 2 Shiksha Karmi Project in Rajasthan (EAP) | 650 | 0 | 650 | 0 | 0 | 0 | 0 | 0 | 0 |
| | 0 | 0 | 0 | 0 | 0 | 0 | 0 | 0 | 0 |
| 3 Mahila Samakhya (EAP) | 1907 | 0 | 1907 | 2600 | 0 | 2600 | 3400 | 0 | 3400 |
| | 0 | 0 | 0 | 0 | 0 | 0 | 0 | 0 | 0 |
| 4 National Council of Teacher Education | 0 | 0 | 0 | 50 | 0 | 50 | 1000 | 0 | 1000 |
| | 0 | 0 | 0 | 0 | 0 | 0 | 0 | 0 | 0 |
| 5 Bal Bhawan Society | 450 | 189 | 639 | 600 | 294 | 894 | 700 | 300 | 1000 |
| | 0 | 0 | 0 | 0 | 0 | 0 | 0 | 0 | 0 |
| 6 District Primary Education Programme (EAP) | 56482 | 0 | 56482 | 10000 | 0 | 10000 | 8000 | 0 | 8000 |
| 7 National Programme of Nutritional Support to Primary Education | 318403 | 0 | 318403 | 534800 | 0 | 534800 | 732400 | 0 | 732400 |
| | 0 | 0 | 0 | 0 | 0 | 0 | 0 | 0 | 0 |
| 8 Sarva Shiksha Abhiyan | 753589 | 0 | 753589 | 1110400 | 0 | 1110400 | 1067100 | 0 | 1067100 |
| | 0 | 0 | 0 | 0 | 0 | 0 | 0 | 0 | 0 |
| 9 Kasturba Gandhi Swatantra Vidyalaya | 22363 | 0 | 22363 | 12800 | 0 | 12800 | 0 | 0 | 0 |
| Total - Elementary Education | 1174933.00 | 189.00 | 1175122.00 | 1689250.00 | 294.00 | 1689544.00 | 1862600.00 | 300.00 | 1862900.00 |
| Secondary Education | | | | | | | | | |
| | | | 0 | | | 0 | | 0 | 0 |
| 1 N C E R T | 1900 | 5613 | 7513 | 3500 | 5903 | 9403 | 4000 | 6195 | 10195 |
| 2 Navodaya Vidyalayas | 57100 | 63994 | 121094 | 65350 | 16515 | 81865 | 71000 | 17340 | 88340 |
| 3 Kendriya Vidyalayas | 18300 | 15085 | 33385 | 23500 | 65936 | 89436 | 30000 | 69230 | 99230 |
| 4 Vocationalisation of Education | 1086.69 | 0 | 1087 | 2000 | 0 | 2000 | 2000 | 0 | 2000 |
| 5 Information Communication Technology in Schools | 4510.43 | 0 | 4510 | 6700 | 0 | 6700 | 25000 | 0 | 25000 |
| 6 Integrated Education for Disabled Children | 4144.56 | 0 | 4145 | 6000 | 0 | 6000 | 12000 | 0 | 12000 |
| 7 Quality Improvement in Schools | 368.71 | 0 | 369 | 0 | 0 | 0 | 0 | 0 | 0 |
| 8 Tibetan School Society Admn. | 360 | 1530 | 1890 | 450 | 1560 | 2010 | 600 | 1635 | 2235 |
| 9 Open School Programme | 360 | 0 | 360 | 450 | 0 | 450 | 600 | 0 | 600 |
| 10 Access and Equity | 393.9 | 0 | 394 | 650 | 0 | 650 | 1000 | 0 | 1000 |
| 11 Joint Indo Mongolian School | 50 | 0 | 50 | 100 | 0 | 100 | 0 | 0 | 0 |
| 12 Scheme for Universal Access & Quality at the Secondary Education (SUCCESS) | | | 0 | | | 0 | 130500 | 0 | 130500 |
| 13 National Scheme for Incentive to Girls for Secondary Education (SUCCESS) | | | 0 | | | 0 | 100 | 0 | 100 |
| 14 Special Navodaya Vidyalaya | | | 0 | | | 0 | 27500 | 0 | 27500 |
| 15 National Merit Scholarship Scheme(OSC) | | | 0 | | | 0 | 12000 | 0 | 12000 |
| 16 Others | 0 | 164.79 | 165 | 0 | 190 | 190 | 100 | 200 | 300 |
| Total-Secondary Education | 88574.29 | 86386.79 | 174961.08 | 108700.00 | 90104.00 | 198804.00 | 316400.00 | 94600.00 | 411000.00 |

| Name of the Schemes | 2005-06(Actual) | | | 2006-2007 (R.E.) | | | 2007-2008 (B.E.) | | |
|--|-----------------|------------------|------------------|-------------------|------------------|------------------|------------------|------------------|------------------|
| | Plan | Non-Plan | Total | Plan | Non-Plan | Total | Plan | Non-Plan | Total |
| 1 | 2 | 3 | 4 | 5 | 6 | 7 | 8 | 9 | 10 |
| Total-Physical Education | | | | | | | | | |
| 1 Promotion of Yoga | 0 | 65 | 65 | 0 | 0 | 0 | 0 | 0 | 0 |
| | 0 | 0 | 0 | | | 0 | 0 | | 0 |
| Total-Physical Education | 0 | 65 | 65 | 0 | 0 | 0 | 0 | 0 | 0 |
| University and Higher Education | | | | | | | | | |
| | | | 0 | | | 0 | | 0 | 0 |
| 1 U G C | 78630 | 138961 | 217591 | 126980 | 156070 | 283050 | 237400 | 163875 | 401275 |
| 2 Indian Council of Social Science Research | 1780 | 2400 | 4180 | 2050 | 2400 | 4450 | 2220 | 2400 | 4620 |
| 3 Indian Council of Historical Research | 250.43 | 460.93 | 711 | 380 | 500 | 880 | 400 | 525 | 925 |
| 4 Association of Indian Universities | 49.5 | 25 | 75 | 50 | 25 | 75 | 50 | 25 | 75 |
| 5 Establishment of Rural Universities | 24 | 0 | 24 | 90 | 0 | 90 | 145 | 50 | 195 |
| 6 Dr. Zakir Hussain Memorial College, Delhi. | 39.6 | 45 | 85 | 150 | 45 | 195 | 150 | 48 | 198 |
| 7 Grants to Shastri Indo-Canadian Institute | 0 | 234 | 234 | 0 | 234 | 234 | 0 | 245 | 245 |
| 8 IIAS, Shimla | 164 | 330 | 494 | 200 | 400 | 600 | 240 | 400 | 640 |
| 9 Grants to Institution of Higher Learning of All India Importance | 99 | 10 | 109 | 90 | 10 | 100 | 0 | 0 | 0 |
| 10 I C P R | 144.66 | 222.96 | 368 | 200 | 250 | 450 | 220 | 250 | 470 |
| 11 Project of History of Indian Science, Philosophy of Culture | 152.6 | 0 | 153 | 160 | 0 | 160 | 175 | 0 | 175 |
| 12 Setting up of Refinance Corporation/Students Loan Scheme | 0 | | 0 | 0 | | 0 | 100 | | 100 |
| 13 National Institute of Studies in Sri Guru Granth Sahib | | | 0 | | | 0 | 500 | | 500 |
| 14 Upgradation of Universities/Colleges | 0 | 0 | 0 | 0 | 0 | 0 | 0 | 0 | 0 |
| 15 Improvement in salary scale of Universities & College Teachers. | 0 | 5800 | 5800 | 0 | 0 | 0 | 0 | 1 | 1 |
| 16 National Programme for Women's Education | 0 | 0 | 0 | 0 | 0 | 0 | 0 | 0 | 0 |
| 17 Others | 0 | 295.41 | 295 | 0 | 322 | 322 | 0 | 334 | 334 |
| University & Hr. Education | 81333.79 | 148784.30 | 230118.09 | 130350.00 | 160256.00 | 290606.00 | 241600.00 | 168153.00 | 409753.00 |
| Adult Education | | | | | | | | | |
| | 0 | 0 | 0 | 0 | 0 | 0 | 0 | 0 | 0 |
| 1 Voluntary Organisation | 1481 | 0 | 1481 | 2090 | 0 | 2090 | 7300 | 0 | 7300 |
| 2 Continuing Edu.for Neo Literate Activities | 14899 | 0 | 14899 | 13560 | 0 | 13560 | 0 | 0 | 0 |
| 3 Technology Demonstration Voluntary Agencies & SRC | 0 | 0 | 0 | 0 | 0 | 0 | 0 | 0 | 0 |
| 4 National Literacy Mission Authority | 5 | 24 | 29 | 100 | 6 | 106 | 600 | 7 | 607 |
| 5 Literacy Campaigns and Operation Restoration | 2991 | 0 | 2991 | 2750 | 0 | 2750 | 32200 | 0 | 32200 |
| 6 Directorate of Adult Education | 473 | 141 | 614 | 800 | 165 | 965 | 0 | 178 | 178 |
| 7 Grants to Shramik Vidyapeeths | 0 | 0 | 0 | 0 | 0 | 0 | 0 | 0 | 0 |
| 8 Population Education in Adult Education Programme (EAP) | 124 | 0 | 124 | 0 | 0 | 0 | 0 | 0 | 0 |
| 9 National Institute of Adult Education | 0 | 0 | 0 | 0 | 0 | 0 | 0 | 0 | 0 |
| 10 Jan Shikshan Sansthan | 4208 | 0 | 4208 | 4250 | 35 | 4285 | 0 | 37 | 37 |
| 11 Cultural Exchange Programme in the field of Adult Education. | 0 | 0 | 0 | 0 | 0 | 0 | 0 | 0 | 0 |
| 12 Others | 0 | 0 | 0 | 0 | 0 | 0 | 0 | 0 | 0 |
| Total - Adult Education | 24181.00 | 165.00 | 24346.00 | 23550.00 | 206.00 | 23756.00 | 40100.00 | 222.00 | 40322.00 |

| Name of the Schemes | 2005-06(Actual) | | | 2006-2007 (R.E.) | | | 2007-2008 (B.E.) | | |
|---|-----------------|----------------|-----------------|-------------------|----------------|-----------------|------------------|----------------|-----------------|
| | Plan | Non-Plan | Total | Plan | Non-Plan | Total | Plan | Non-Plan | Total |
| 1 | 2 | 3 | 4 | 5 | 6 | 7 | 8 | 9 | 10 |
| Language Development | | | 0 | | | 0 | | 0 | 0 |
| 1 Directorate of Hindi | 687.2 | 538.76 | 1226 | 800 | 576 | 1376 | 900 | 604 | 1504 |
| 2 Commission for Scientific and Technology Terminology | 189.35 | 146.23 | 336 | 350 | 157 | 507 | 400 | 165 | 565 |
| 3 Grants to Hindi Shiksha Mandal, Agra. | 300 | 655.85 | 956 | 450 | 705 | 1155 | 1700 | 740 | 2440 |
| 4 Appointment and Training of Hindi Teachers in Non-Hindi Speaking States/Uts. | 1538 | 0 | 1538 | 2000 | 0 | 2000 | 0 | 0 | 0 |
| 5 Assistance to Agencies for Education in Human Values | 287.23 | 0 | 287 | 375 | 0 | 375 | 0 | 0 | 0 |
| 6 Area Intensive and Madarsa Modernization Programme | 2646.13 | 0 | 2646 | 5000 | 0 | 5000 | 5500 | 0 | 5500 |
| 7 Regional Language Centre | 0 | 0 | 0 | 0 | 0 | 0 | 0 | 0 | 0 |
| 8 National Council for Promotion of Urdu | 1153.01 | 0 | 1153 | 1660 | 0 | 1660 | 1740 | 0 | 1740 |
| 9 Central Institute of Indian Language, Mysore.(Bhartiya Bhasha Sansthan). | 837.31 | 782.38 | 1620 | 1183 | 787 | 1970 | 2410 | 826 | 3236 |
| 10 National Council for Promotion of Sindhi. | 60 | 0 | 60 | 100 | 0 | 100 | 100 | 0 | 100 |
| 11 Scheme of Financial Assistance to English Teaching Institutes and District Centre for English. | 0 | 0 | 0 | 0 | 0 | 0 | 0 | 0 | 0 |
| 12 Financial Assistance to Regional Institute of English. | 0 | 0 | 0 | 0 | 0 | 0 | 0 | 0 | 0 |
| 13 English Language Teaching Institutes and Other Organisations engaged in E.L.T. | 0 | 0 | 0 | 0 | 0 | 0 | 0 | 0 | 0 |
| 14 Development of Tamil Language | 47.72 | 0 | 48 | 282 | 0 | 282 | 500 | 0 | 500 |
| 15 Production of Books | 0 | 80 | 80 | 0 | 75 | 75 | 0 | 75 | 75 |
| 16 CIEFL Schemes | 377.5 | 0 | 378 | 400 | 0 | 400 | 400 | 0 | 400 |
| 17 National Commission for Indian Languages | 0 | 0 | 0 | 0 | 0 | 0 | 0 | 0 | 0 |
| 18 Rashtriya Sanskrit Sansthan Tirupati | 1557 | 1650 | 3207 | 2629 | 1785 | 4414 | 3300 | 1875 | 5175 |
| 19 Grants to Rashtriya Veda Vidya Pratisthan. | 25 | 0 | 25 | 170 | 0 | 170 | 300 | 0 | 300 |
| 20 Development of Sanskrit Education in States/Uts. | 1040.09 | 0 | 1040 | 1436 | 0 | 1436 | 0 | 0 | 0 |
| Total - LANGUAGE DEVELOPMENT | 10745.54 | 3853.22 | 14598.76 | 16835.00 | 4085.00 | 20920.00 | 17250.00 | 4285.00 | 21535.00 |

| Name of the Schemes | 2005-06(Actual) | | | 2006-2007 (R.E.) | | | 2007-2008 (B.E.) | | |
|---|-----------------|----------------|----------------|------------------|----------------|----------------|------------------|----------------|----------------|
| | Plan | Non-Plan | Total | Plan | Non-Plan | Total | Plan | Non-Plan | Total |
| 1 | 2 | 3 | 4 | 5 | 6 | 7 | 8 | 9 | 10 |
| Scholarships | | | 0 | | | 0 | 0 | | 0 |
| 1 National Scholarships Schemes | 0 | 0 | 0 | 0 | 0 | 0 | 0 | 0 | 0 |
| 2 Scholarships for Talented Children | 0 | 0 | 0 | 0 | 0 | 0 | 0 | 0 | 0 |
| 3 National Merit Scholarship Scheme | 835.69 | 0 | 836 | 1300 | 0 | 1300 | 0 | 0 | 0 |
| 4 Scholarship for College & University Students | 0 | | 0 | 0 | | 0 | 1400 | | 1400 |
| Total - SCHOLARSHIPS | 835.69 | 157.91 | 994 | 1300.00 | 251.00 | 1551 | 1400.00 | 235.00 | 1635 |
| Book Promotion | | | 0 | | | 0 | 0 | | 0 |
| 1 Grants to National Book Tust | 950 | 752.22 | 1702 | 1797 | 850 | 2647 | 715 | 890 | 1605 |
| 2 Grants for Book Promotion Activities and Vol. Organisations. | 132.76 | 0 | 133 | 53 | 0 | 53 | 0 | 0 | 0 |
| 3 Schemes for Intellectual Property, Education Research and Public Outreach., | 41.17 | 0 | 41 | 400 | 0 | 400 | 433 | 0 | 433 |
| 4 Internationl Copyright | 0 | 0 | 0 | 0 | 0 | 0 | 0 | 0 | 0 |
| 5 Others | 0 | | 0 | 0 | | 0 | 2 | | 2 |
| Total - BOOK PROMOTION | 1123.93 | 752.22 | 1876.15 | 2250.00 | 850.00 | 3100.00 | 1150.00 | 890.00 | 2040.00 |
| Planning and Administration | | | 0 | | | 0 | 0 | | 0 |
| INC/UNESCO | | | 0 | | | 0 | 0 | | 0 |
| 1 Auroville Management | 129.25 | 0 | 129 | 281 | 0 | 281 | 367 | 0 | 367 |
| 2 Contribution of UNESCO | 0 | 0 | 0 | 0 | 0 | 0 | 0 | 0 | 0 |
| 3 Strengthneing of External Academic Relation | 14.28 | 0 | 14 | 50 | 0 | 50 | 0 | 0 | 0 |
| 4 Re-organisation of the INC Library | 0.21 | 0 | 0 | 10 | 0 | 10 | 0 | 0 | 0 |
| 5 Holding of Meetings of Committees /Conferences etc. | 0 | 0 | 0 | 0 | 0 | 0 | 0 | 0 | 0 |
| 6 Strengthening of Vol. Organisations engaged in UNESCO Programme and Activities. | 1.25 | 0 | 1 | 3 | 0 | 3 | 0 | 0 | 0 |
| 7 UNESCO Related Activities | 0 | | 0 | 0 | | 0 | 280 | | 280 |
| 8 Bharat Shiksha Kosh | 0 | 0 | 0 | 0 | 0 | 0 | 0 | 0 | 0 |
| 9 Massion D I - L' inde Paris | 0 | 0 | 0 | 0 | 0 | 0 | 0 | 0 | 0 |
| 10 Educational Development for NE States & Sikkim | 0 | 0 | 0 | 0 | 0 | 0 | 0 | 0 | 0 |
| Total - INC/UNESCO | 144.99 | 721.45 | 866 | 344.00 | 848.00 | 1192 | 647.00 | 851.00 | 1498 |
| Secretariat | | | | | | | | | 0 |
| 11 Scheme for e-governance | | 2892.17 | 2892 | | 3135.00 | 3135 | 120.00 | 3294.00 | 3414 |
| Total- Secretariat | 0.00 | 2892.17 | 2892.17 | 0.00 | 3135.00 | 3135.00 | 120.00 | 3294.00 | 3414.00 |
| PLANNING NORMS | | | 0 | | | 0 | 0 | | 0 |
| 12 National University of Educational Planning and Administration (NUEPA) | 243.71 | 271.94 | 516 | 500 | 270 | 770 | 883 | 284 | 1167 |
| 13 Scheme of Studies, Seminars/Evaluation etc. | 80.88 | 14.58 | 95 | 100 | 35 | 135 | 0 | 37 | 37 |
| 14 National Commission for Minority Educational Institutes | 0 | 158.4 | 158 | 0 | 210 | 210 | 0 | 210 | 210 |
| 15 Statistics | 0 | 0 | 0 | 0 | 0 | 0 | 0 | | 0 |
| 16 Educational Institutions Abroad | | 309.43 | 309 | | 436 | 436 | | 458 | 458 |
| 17 Grant to Development of Education Portal | | | 0 | 495 | | 495 | | | 0 |
| Total - PLANNING NORMS | 324.59 | 754.35 | 1078.94 | 1095.00 | 951.00 | 2046.00 | 883.00 | 989.00 | 1872.00 |
| Total PLANNING AND ADMINITRATION | 469.58 | 4367.97 | 4837.55 | 1439.00 | 4934.00 | 6373.00 | 1650.00 | 5134.00 | 6784.00 |

| Name of the Schemes | 2005-06(Actual) | | | 2006-2007 (R.E.) | | | 2007-2008 (B.E.) | | |
|---|-----------------|-----------------|------------------|-------------------|-----------------|------------------|------------------|-----------------|------------------|
| | Plan | Non-Plan | Total | Plan | Non-Plan | Total | Plan | Non-Plan | Total |
| 1 | 2 | 3 | 4 | 5 | 6 | 7 | 8 | 9 | 10 |
| 26 Indian School of Mines, Dhanbad | 650 | 1561 | 2211 | 1700 | 1665 | 3365 | 6698 | 1750 | 8448 |
| 27 Computer Software & Services | 0 | 0 | 0 | 0 | 0 | 0 | 0 | 0 | 0 |
| 28 Tech. Education - Quality Improvement Programme of Government of India. Govt. of India | 499 | 0 | 499 | 8000 | 0 | 8000 | 8000 | 0 | 8000 |
| 29 Research and Information Services | 0 | 0 | 0 | 1 | 0 | 1 | 0 | 0 | 0 |
| 30 National Prg. For HRD in Information | 0 | 0 | 0 | 1 | 0 | 1 | 0 | 0 | 0 |
| 31 Modernisation and Removal of Obsolescence of Engineering Laboratories & Workshop | 0 | 0 | 0 | 1 | 0 | 1 | 0 | 0 | 0 |
| 31 Trust Area for Technical Education | 0 | 0 | 0 | 1 | 0 | 1 | 0 | 0 | 0 |
| 32 Support to New and Emerging Technology | 300.4 | 0 | 300 | 1 | 0 | 1 | 0 | 0 | 0 |
| 33 Support for Distance Education and Web-based Learning | 0 | 0 | 0 | 597 | 0 | 597 | 0 | 0 | 0 |
| 34 Support for Networking of Instts. For Optimization of Resources. | 0 | 0 | 0 | 0 | 0 | 0 | 0 | 0 | 0 |
| 35 International Technical Co-operation | 74.6 | 0 | 75 | 80 | 1 | 81 | 0 | 1 | 1 |
| 36 New Indian Institute of Information Technology | 0 | 0 | 0 | 1 | 0 | 1 | 100 | 0 | 100 |
| 37 New Indian Institute of Technology | 0 | 0 | 0 | 0 | 0 | 0 | 8000 | 0 | 8000 |
| 38 New School of Planning & Architecture | 0 | 0 | 0 | 1 | 0 | 1 | 100 | 0 | 100 |
| 39 Assistance to States for Upgradation of Existing/Setting of New Polytechnics. | 0 | 0 | 0 | 41 | 0 | 41 | 5000 | 0 | 5000 |
| 40 Indian Instt. Of Information Tec., Design & Manufacturing, Kanchipuram. | 0 | 0 | 0 | 1 | 0 | 1 | 200 | 0 | 200 |
| 41 Indian National Digital Library in Engg. Science & Tech. Consortium. | 0 | 2200 | 2200 | 0 | 2200 | 2200 | 0 | 2300 | 2300 |
| 42 Setting up New Polytechnics | 0 | 0 | 0 | 0 | 0 | 0 | 0 | 0 | 0 |
| 43 Infrastructure Development Prog. In Polytechnics | 0 | 0 | 0 | 0 | 0 | 0 | 0 | 0 | 0 |
| 44 Central Institute of Technology, Kokrajhar | 0 | 0 | 0 | 500 | 0 | 500 | 550 | 0 | 550 |
| 45 Indian Instt. Of Information Tec., Jabalpur | 600 | 0 | 600 | 1000 | 0 | 1000 | 2500 | 0 | 2500 |
| 46 Indian Institute of Science for education Research of Pune & Kolkata | 600 | 0 | 600 | 2000 | 0 | 2000 | 12500 | 0 | 12500 |
| Other Programme | 0 | 0 | 0 | 0 | 0 | 0 | 52 | 0 | 52 |
| Total - Technical Education | 70031.55 | 82342.56 | 152374.11 | 91221.00 | 89520.00 | 180741.00 | 324000.00 | 94103.00 | 418103.00 |

Table No. 4 :- Budgeted Expenditure on Education by Education Department by Centre (Revenue Account)

(Rs. in crore)

| Name of the Schemes | 2005-06(Actual) | | | 2006-2007 (R.E.) | | | 2007-2008 (B.E.) | | |
|------------------------------------|-----------------|----------------|-----------------|-------------------|----------------|-----------------|------------------|----------------|-----------------|
| | Plan | Non-Plan | Total | Plan | Non-Plan | Total | Plan | Non-Plan | Total |
| 1 | 2 | 3 | 4 | 5 | 6 | 7 | 8 | 9 | 10 |
| 1 Elementary Education | 11749.33 | 1.89 | 11751.22 | 16892.50 | 2.94 | 16895.44 | 18626.00 | 3.00 | 18629.00 |
| 2. Secondary Education | 885.74 | 863.87 | 1749.61 | 1087.00 | 901.04 | 1988.04 | 3164.00 | 946.00 | 4110.00 |
| 3. Physical Education | 0.00 | 0.65 | 0.65 | 0.00 | 0.00 | 0.00 | 0.00 | 0.00 | 0.00 |
| 4. University and Higher Education | 813.34 | 1487.84 | 2301.18 | 1303.50 | 1602.56 | 2906.06 | 2416.00 | 1681.53 | 4097.53 |
| 5. Adult Education | 241.81 | 1.65 | 243.46 | 235.50 | 2.06 | 237.56 | 401.00 | 2.22 | 403.22 |
| 6. Language Development | 107.46 | 38.53 | 145.99 | 168.35 | 40.85 | 209.20 | 172.50 * | 42.85 | 215.35 |
| 7. Scholarships | 8.36 | 1.58 | 9.94 | 13.00 | 2.51 | 15.51 | 14.00 | 2.35 | 16.35 |
| 8. Book Promotion | 11.24 | 7.52 | 18.76 | 22.50 | 8.50 | 31.00 | 11.50 | 8.90 | 20.40 |
| 9. Planning and Administration | 4.70 | 43.68 | 48.38 | 14.39 | 49.34 | 63.73 | 16.50 # | 51.34 | 67.84 |
| 10 Distance Learning | 30.24 | 0.00 | 30.24 | 95.05 | 0.00 | 95.05 | 610.00 | 1.00 | 611.00 |
| 11 Technical Education | 700.32 | 823.43 | 1523.74 | 912.21 | 895.20 | 1807.41 | 3240.00 | 941.03 | 4181.03 |
| Total - Education | 14552.52 | 3270.64 | 17823.16 | 20744.00 | 3505.00 | 24249.00 | 28671.50 | 3680.22 | 32351.72 |

* Excluding amount Rs. 1.50 crore transferred to M/o Urban Development for construction work.

Excluding amount Rs. 1 crore transferred to M/o Urban Development for construction work.

Table 5:- Statement Indicating the Public Expenditure on Education

| S.No. | Year | G D P at current prices (at factor cost)(Rs. in crore) | Total Expenditure on Education(Rs. in crore) | | | Total Expenditure on Education (As % of GDP) | | |
|-------|--------------|--|---|----------|-----------------------|---|--------|-----------------------|
| | | | States | Centre | Total (States+Centre) | States | Centre | Total (States+Centre) |
| 1 | 2 | 3 | 4 | 5 | 6 | 7 | 8 | 9 |
| 1 | 2000-01 | 1925416 | 72290.53 | 10195.95 | 82486.48 | 3.75 | 0.53 | 4.28 |
| 2 | 2001-02 | 2100187 | 65746.18 | 14119.52 | 79865.70 | 3.13 | 0.67 | 3.80 |
| 3 | 2002-03 | 2265304 | 69350.73 | 16156.61 | 85507.34 | 3.06 | 0.71 | 3.77 |
| 4 | 2003-04 | 2549418 | 71978.28 | 17100.97 | 89079.25 | 2.82 | 0.67 | 3.49 |
| 5 | 2004-05 | 2855933 | 78668.14 | 18025.96 | 96694.10 | 2.75 | 0.63 | 3.39 |
| 6 | 2005-06 | 3275670 p | 90018.94 | 23209.77 | 113228.71 | 2.75 | 0.71 | 3.46 p |
| 7 | 2006-07 (RE) | 3790063 q | 107385.29 | 30636.75 | 138022.04 | 2.83 | 0.81 | 3.64 p |
| 8 | 2007-08 (BE) | 4283040 a | 117977.41 | 39342.58 | 157319.99 | 2.75 | 0.92 | 3.67 p |

q= quick estimates

p= provisional estimates

a= advance estimates

RE = Revised Estimates

BE = Budgeted Expenditure

Note:- GDP figures are on the base year 1999-00 series.

Source : GDP figures are taken from National Accounts Statistics published by C S O.

Table 6 :- Statement indicating the sector-wise Public Expenditure on Education as percentage of GDP for States/UTs and Centre

| S.No. Name of the Sector | Expenditure (Rs in crore) | | | Expenditure as % of GDP | | |
|--|----------------------------|-----------------|------------------|-------------------------|-------------|-------------|
| | States/UTs. | Centre | Total | States/UTs. | Centre | Total |
| Year 2005-06(Actuals) GDP :- Rs. 3275670 crore(provisional) | | | | | | |
| 1 Elementary Education | 40241.17 | 12481.24 | 52722.41 | 1.23 | 0.38 | 1.61 |
| 2 Secondary Education | 27076.77 | 2143.35 | 29220.12 | 0.83 | 0.07 | 0.89 |
| 3 University & Higher Education | 16594.54 | 5277.41 | 21871.95 | 0.51 | 0.16 | 0.67 |
| 4 Adlut Education | 152.70 | 243.46 | 396.16 | 0.00 | 0.01 | 0.01 |
| 5 Technical Education | 5953.75 | 3064.32 | 9018.07 | 0.18 | 0.09 | 0.28 |
| Total (Education) | 90018.93 | 23209.77 | 113228.70 | 2.75 | 0.71 | 3.46 |
| Year 2006-07(RE) GDP :- Rs. 3790063 crore(quick estimates) | | | | | | |
| 1 Elementary Education | 47956.33 | 17758.23 | 65714.56 | 1.27 | 0.47 | 1.73 |
| 2 Secondary Education | 32590.75 | 2452.62 | 35043.37 | 0.86 | 0.06 | 0.92 |
| 3 University & Higher Education | 19916.76 | 6718.83 | 26635.59 | 0.53 | 0.18 | 0.70 |
| 4 Adlut Education | 184.01 | 237.56 | 421.57 | 0.00 | 0.01 | 0.01 |
| 5 Technical Education | 6737.47 | 3469.50 | 10206.97 | 0.18 | 0.09 | 0.27 |
| Total (Education) | 107385.31 | 30636.75 | 138022.06 | 2.83 | 0.81 | 3.64 |
| Year 2007-08(BE) GDP :- Rs. 4283040 crore(advance estimates) | | | | | | |
| 1 Elementary Education | 52943.51 | 19636.13 | 72579.64 | 1.24 | 0.46 | 1.69 |
| 2 Secondary Education | 35227.56 | 4676.51 | 39904.07 | 0.82 | 0.11 | 0.93 |
| 3 University & Higher Education | 21600.19 | 8506.42 | 30106.61 | 0.50 | 0.20 | 0.70 |
| 4 Adlut Education | 188.56 | 403.22 | 591.78 | 0.00 | 0.01 | 0.01 |
| 5 Technical Education | 8017.57 | 6120.29 | 14137.86 | 0.19 | 0.14 | 0.33 |
| Total (Education) | 117977.39 | 39342.58 | 157319.97 | 2.75 | 0.92 | 3.67 |

Table (7) :- Relationship Between Budgeted Expenditure on Education and Gross State Domestic Product (GSDP) of States/UTs.

| State/ UTs. | Year | Gross State Domestic Product at current prices at factor cost on base year 1999-00 (Rs. In crore) | %age of education & Training budget to Total Revenue Budget | %age of total Budget (Rev.) to GSDP | %age to total budget Exp. On Education Dept. (Rev.) to GSDP | %age to total budget Exp. On Education Dept. and Other Depts.(Rev.) to GSDP | |
|----------------------|---------|---|---|-------------------------------------|---|---|---|
| 1 | 2 | 3 | 4 | 5 | 6 | 7 | 8 |
| 1 Andhra Pradesh | 2006-07 | 269173 | 18.03 | 16.79 | 2.18 | 3.03 | |
| 2 Arunachal Pr. | 2005-06 | 2987 | 12.55 | 55.83 | 6.75 | 7.01 | |
| 3 Assam | 2006-07 | 65033 | 22.02 | 25.60 | 5.36 | 5.64 | |
| 4 Bihar | 2006-07 | 94251 | 22.87 | 24.95 | 5.30 | 5.70 | |
| 5 Chhattisgarh | 2005-06 | 51921 | 22.36 | 14.36 | 2.29 | 3.21 | |
| 6 Goa | 2005-06 | 12400 | 15.97 | 17.67 | 2.37 | 2.82 | |
| 7 Gujarat | 2005-06 | 216651 | 18.71 | 11.75 | 1.87 | 2.20 | |
| 8 Haryana | 2006-07 | 126475 | 15.67 | 13.10 | 1.67 | 2.05 | |
| 9 Himachal Pradesh | 2006-07 | 28298 | 19.53 | 24.74 | 4.40 | 4.83 | |
| 10 Jammu and Kashmir | 2004-05 | 24265 | 9.50 | 33.74 | 2.77 | 3.20 | |
| 11 Jharkhand | 2006-07 | 69752 | 21.16 | 16.11 | 2.83 | 3.41 | |
| 12 Karnataka | 2005-06 | 170741 | 19.02 | 16.42 | 2.78 | 3.12 | |
| 13 Kerala | 2006-07 | 132739 | 22.47 | 18.75 | 3.60 | 4.21 | |
| 14 Madhya Pradesh | 2006-07 | 128202 | 18.78 | 18.02 | 2.68 | 3.38 | |
| 15 Maharashtra | 2005-06 | 432413 | 24.27 | 12.09 | 2.44 | 2.93 | |
| 16 Manipur | 2006-07 | 6438 | 16.92 | 34.36 | 5.16 | 5.82 | |
| 17 Meghalaya | 2006-07 | 7052 | 16.93 | 30.03 | 4.32 | 5.08 | |
| 18 Mizoram | 2006-07 | 2985 | 16.07 | 60.87 | 8.69 | 9.78 | |
| 19 Nagaland | 2004-05 | 5346 | 13.92 | 31.51 | 4.11 | 4.39 | |
| 20 Orissa | 2006-07 | 91151 | 16.75 | 18.54 | 2.74 | 3.11 | |
| 21 Punjab | 2006-07 | 123397 | 12.45 | 17.88 | 2.01 | 2.23 | |
| 22 Rajasthan | 2006-07 | 142036 | 20.02 | 17.84 | 3.37 | 3.57 | |
| 23 Sikkim | 2006-07 | 3040 | 10.84 | 64.73 | 6.24 | 7.01 | |
| 24 Tamil Nadu | 2006-07 | 246266 | 19.48 | 16.53 | 2.73 | 3.22 | |
| 25 Tripura | 2005-06 | 9124 | 19.47 | 26.21 | 4.72 | 5.10 | |
| 27 Uttaranchal | 2006-07 | 29881 | 21.97 | 21.70 | 4.26 | 4.77 | |
| 26 Uttar Pradesh | 2006-07 | 312832 | 20.76 | 18.12 | 3.08 | 3.76 | |
| 28 West Bengal | 2005-06 | 236044 | 18.52 | 13.18 | 2.29 | 2.44 | |
| 29 A & N Islands | 2005-06 | 1562 | 8.21 | 93.05 | 7.03 | 7.64 | |
| 30 Chandigarh | 2005-06 | 9872 | 21.28 | 11.04 | 1.74 | 2.35 | |
| 31 Delhi | 2005-06 | 105385 | 25.46 | 6.18 | 1.46 | 1.57 | |
| 32 Pondicherry | 2006-07 | 6299 | 16.70 | 30.75 | 3.34 | 5.14 | |
| ALL INDIA | 2007-08 | 4283040 a | 13.46 | 27.29 | 3.07 | 3.67 | |
| | | (GDP) | | (% GDP) | (% GDP) | (% GDP) | |

a = Advance Estimates

*** provisional**

of States/UTs

**Table No. (8) - Percentage of Capital Expenditure on Education
To Total Budget (Capital Account) State - Wise**

| States/UTs. | % of Capital Expenditure on Education to Total Capital Expenditure Outside Revenue Account | | | % of Loans for Education to Total Loans and Advances | | | |
|-----------------------------|--|--------------------|--------------------|---|--------------------|--------------------|---|
| | 2005-06 (Actual) | 2006-07 (R.E.) | 2007-08 (B.E.) | 2005-06 (Actual) | 2006-07 (R.E.) | 2007-08 (B.E.) | |
| 1 | 2 | 3 | 4 | 5 | 6 | 7 | 8 |
| 1 Andhra Pradesh | 0.02 | 0.12 | 0.24 | 0.26 | 0.00 | 0.00 | |
| 2 Arunachal Pradesh | 0.46 | 0.76 | 0.16 | 0.00 | 0.00 | 0.00 | |
| 3 Assam | 0.01 | 0.00 | 0.00 | 0.00 | 0.00 | 0.00 | |
| 4 Bihar | 0.03 | 0.62 | 0.50 | 0.00 | 0.00 | 0.00 | |
| 5 Chhattisgarh | 0.16 | 0.51 | 0.50 | 5.93 | 0.06 | 0.00 | |
| 6 Goa | 0.06 | 0.61 | 0.67 | 18.01 | 43.11 | 27.14 | |
| 7 Gujarat | 0.02 | 0.06 | 0.20 | 0.00 | 0.00 | 0.00 | |
| 8 Haryana | 0.02 | 0.03 | 0.02 | 0.00 | 0.00 | 0.00 | |
| 9 Himachal Pradesh | 0.16 | 1.90 | 2.18 | 0.00 | 0.00 | 0.00 | |
| 10 Jammu and Kashmir | 0.00 | 2.09 | 1.43 | 0.00 | 0.00 | 0.00 | |
| 11 Jharkhand | 0.87 | 1.03 | 0.98 | 0.00 | 0.00 | 0.00 | |
| 12 Karnataka | 0.04 | 0.23 | 0.58 | 0.00 | 0.00 | 0.00 | |
| 13 Kerala | 0.08 | 0.04 | 0.01 | 0.00 | 0.00 | 0.00 | |
| 14 Madhya Pradesh | 0.06 | 0.05 | 0.09 | 0.72 | 0.05 | 0.00 | |
| 15 Maharashtra | 0.01 | 0.02 | 0.02 | 0.00 | 0.00 | 0.00 | |
| 16 Manipur | 0.10 | 0.53 | 0.10 | 0.00 | 0.00 | 0.00 | |
| 17 Meghalaya | 0.00 | 0.02 | 0.12 | 0.00 | 0.00 | 0.00 | |
| 18 Mizoram | 0.30 | 0.15 | 0.17 | 0.00 | 0.00 | 0.00 | |
| 19 Nagaland | 0.08 | 0.71 | 0.50 | 0.00 | 0.00 | 0.00 | |
| 20 Orissa | 0.00 | 0.00 | 0.00 | 0.00 | 0.00 | 0.00 | |
| 21 Punjab | 0.04 | 0.01 | 0.12 | 0.00 | 0.00 | 0.00 | |
| 22 Rajasthan | 0.04 | 0.07 | 0.07 | 0.00 | 0.00 | 0.00 | |
| 23 Sikkim | 0.69 | 1.42 | 0.59 | 0.00 | 0.00 | 0.00 | |
| 24 Tamil Nadu | 0.16 | 0.13 | 0.18 | 0.00 | 0.00 | 0.00 | |
| 25 Tripura | 0.39 | 0.73 | 0.32 | 0.00 | 0.00 | 0.00 | |
| 26 Uttaranchal | 0.14 | 0.91 | 0.95 | 0.00 | 0.00 | 0.00 | |
| 27 Uttar Pradesh | 0.06 | 0.09 | 0.02 | 1.15 | 1.06 | 0.98 | |
| 28 West Bengal | 0.01 | 0.02 | 0.04 | 0.00 | 0.00 | 0.00 | |
| Total States | 0.06 | 0.11 | 0.11 | 0.26 | 0.09 | 0.08 | |
| 29 A and N Islands | 6.25 | 2.92 | 2.00 | 0.00 | 0.00 | 0.00 | |
| 30 Chandigarh | 2.79 | 4.19 | 3.90 | 0.00 | 0.00 | 0.00 | |
| 31 D. & N. Haveli | 5.33 | 5.71 | 3.94 | 0.00 | 0.00 | 0.00 | |
| 32 Daman & Diu | 6.12 | 6.46 | 5.16 | 0.00 | 0.00 | 0.00 | |
| 33 Delhi | 0.65 | 2.91 | 1.94 | 0.00 | 0.00 | 0.00 | |
| 34 Lakshadweep | 4.79 | 0.77 | 2.13 | 0.00 | 0.00 | 0.00 | |
| 35 Pondicherry | 2.27 | 1.55 | 8.95 | 0.00 | 0.00 | 0.00 | |
| Total UTs. | 0.92 | 2.75 | 2.15 | 0.00 | 0.00 | 0.00 | |
| Total (States/UTs) | 0.07 | 0.12 | 0.13 | 0.21 | 0.07 | 0.06 | |

Total Budget (State and Centre)

(Rs.in 000's)

| | 2005-06 | | | 2006-07 | | | 2007-08 | | |
|----------------------------|-------------------|--------------------|--------------------|-------------------|--------------------|--------------------|-------------------|--------------------|--------------------|
| | Plan | Non-Plan | Total | Plan | Non-Plan | Total | Plan | Non-Plan | Total |
| REVENUE | | | | | | | | | |
| States | 696262900 | 3684076100 | 4380339000 | 1025973500 | 4343972500 | 5369946000 | 1235012000 | 4712587400 | 5947599400 |
| Uts. | 27618250 | 91572315 | 119190565 | 34314100 | 104770000 | 139084100 | 48604400 | 112076500 | 160680900 |
| Total | 723881150 | 3775648415 | 4499529565 | 1060287600 | 4448742500 | 5509030100 | 1283616400 | 4824663900 | 6108280300 |
| Centre | 1118580000 | 3279030000 | 4397610000 | 1445840000 | 3621830000 | 5067670000 | 1743540000 | 3835460000 | 5579000000 |
| TOTAL(C+S) | 1842461150 | 7054678415 | 8897139565 | 2506127600 | 8070572500 | 10576700100 | 3027156400 | 8660123900 | 11687280300 |
| CAPITALS | | | | | | | | | |
| States | 693408500 | 16227023200 | 16920431700 | 985269200 | 13018431200 | 14003700400 | 1107570100 | 13556751700 | 14664321800 |
| Uts. | 25208209 | 101928960 | 127137169 | 32627700 | 41098400 | 73726100 | 89171400 | 13838400 | 103009800 |
| Total | 718616709 | 16328952160 | 17047568869 | 1017896900 | 13059529600 | 14077426500 | 1196741500 | 13570590100 | 14767331600 |
| Centre | 277030000 | 361760000 | 638790000 | 270930000 | 449760000 | 720690000 | 304230000 | 909110000 | 1213340000 |
| TOTAL(C+S) | 995646709 | 16690712160 | 17686358869 | 1288826900 | 13509289600 | 14798116500 | 1500971500 | 14479700100 | 15980671600 |
| LOAN & ADVANCES | | | | | | | | | |
| States | 57803800 | 86440400 | 144244200 | 78377700 | 71030100 | 149407800 | 117687800 | 44245700 | 161933500 |
| Uts. | 12165206 | 16914920 | 29080126 | 11425200 | 21609300 | 33034500 | 23224000 | 16765600 | 39989600 |
| Total | 69969006 | 103355320 | 173324326 | 89802900 | 92639400 | 182442300 | 140911800 | 61011300 | 201923100 |
| Centre | 10770000 | 14060000 | 24830000 | 10530000 | 17480000 | 28010000 | 3230000 | 9640000 | 12870000 |
| TOTAL(C+S) | 80739006 | 117415320 | 198154326 | 100332900 | 110119400 | 210452300 | 144141800 | 70651300 | 214793100 |

APPENDICES
STATISTICAL
STATEMENTS

STATEMENT NO.(1): BUDGET PROVISION FOR EDUCATION & TRAINING AT THE CENTRE (REVENUE ACCOUNT)

SCHEME: EDUCATION

(RUPEES IN THOUSANDS)

| S.No. | MINISTRY/DEPARTMENT | 2005-06 (ACTUALS) | | | 2006-07 (R.E.) | | | 2007-08 (B.E.) | | |
|-------|--|-------------------|----------|-----------|----------------|----------|-----------|----------------|----------|-----------|
| | | PLAN | NON-PLAN | TOTAL | PLAN | NON-PLAN | TOTAL | PLAN | NON-PLAN | TOTAL |
| 1 | MINISTRY OF RAILWAYS | ... | 880020 | 880020 | ... | 1004603 | 1004603 | ... | 1130408 | 1130408 |
| 2 | MINISTRY OF AGRICULTURE | 9729500 | 7178000 | 16907500 | 13790000 | 7751700 | 21541700 | 13045000 | 7694000 | 20739000 |
| 3 | MINISTRY OF CIVIL AVIATION | ... | ... | ... | ... | ... | ... | ... | ... | ... |
| 4 | MINISTRY OF FINANCE | ... | ... | ... | ... | ... | ... | ... | ... | ... |
| 5 | MINISTRY OF DEFENCE | ... | 464335 | 464335 | ... | 357965 | 357965 | ... | 378273 | 378273 |
| 6 | MINISTRY OF HOME AFFAIRS | ... | ... | ... | ... | ... | ... | ... | ... | ... |
| 7 | MINISTRY OF EXTERNAL AFFAIRS | ... | ... | ... | ... | ... | ... | ... | ... | ... |
| 8 | MINISTRY OF ENVIRONMENT & FORESTS | 708867 | 207655 | 916522 | 798600 | 249228 | 1047828 | 738000 | 239606 | 977606 |
| 9 | MINISTRY OF HEALTH & FAMILY WELFARE | 7150354 | 6035831 | 13186185 | 7485500 | 6479330 | 13964830 | 8825000 | 6691630 | 15516630 |
| 10 | MINISTRY OF INFORMATION & BROADCASTING | 9862 | 25092 | 34954 | 18600 | 29408 | 48008 | 15000 | 30900 | 45900 |
| 11 | MINISTRY OF POWER | ... | ... | ... | ... | ... | ... | ... | ... | ... |
| 12 | MINISTRY OF RURAL DEVELOPMENT | ... | ... | ... | ... | ... | ... | ... | ... | ... |
| 13 | MINISTRY OF PUNCHAYAT RAJ | ... | ... | ... | ... | ... | ... | ... | ... | ... |
| 14 | MINISTRY OF SCIENCE AND TECHNOLOGY | ... | ... | ... | ... | ... | ... | 1000000 | ... | 1000000 |
| 15 | MINISTRY OF SMALL SCALE INDUSTRIES | ... | ... | ... | ... | ... | ... | ... | ... | ... |
| 16 | MINISTRY OF LABOUR AND EMPLOYMENT | 129195 | 656825 | 786020 | 109800 | 700089 | 809889 | ... | ... | ... |
| 17 | M/O SHIPPING, ROAD TRANSPORT & HIGHWAYS | ... | ... | ... | ... | ... | ... | ... | ... | ... |
| 18 | MINISTRY OF SOCIAL JUSTICE & EMPOWERMENT | 700578 | 231379 | 931957 | 984400 | 240700 | 1225100 | 1686300 | 258500 | 1944800 |
| 19 | MINISTRY OF TOURISM | ... | ... | ... | ... | ... | ... | ... | ... | ... |
| 20 | MINISTRY OF CULTURE | 3427928 | 3027688 | 6455616 | 3739700 | 3600000 | 7339700 | 5070000 | 3756100 | 8826100 |
| 21 | MINISTRY OF TRIBAL WELFARE | 507114 | 2770 | 509884 | 1186000 | 4000 | 1190000 | 1909800 | 9000 | 1918800 |
| 22 | MINISTRY OF URBAN DEVELOPMENT | ... | 59159 | 59159 | ... | 59000 | 59000 | ... | 63000 | 63000 |
| 23 | MINISTRY OF WATER RESOURCES | ... | ... | ... | ... | ... | ... | ... | ... | ... |
| 24 | MINISTRY OF YOUTH AFFAIRS & SPORTS | 3843226 | 644887 | 4488113 | 4964900 | 737400 | 5702300 | 6732440 | 799700 | 7532140 |
| 25 | M/O CONSUMER AFFAIRS, FOOD & PUB. DISTRIBUTION | 2062 | 136772 | 138834 | 3600 | 164217 | 167817 | 123000 | 184625 | 307625 |
| 26 | MINISTRY OF EARTH SCIENCE | ... | ... | ... | ... | ... | ... | ... | ... | ... |
| 27 | MINISTRY OF MINES | ... | ... | ... | ... | ... | ... | ... | ... | ... |
| 28 | MINISTRY OF DEVELOPMENT OF N. E. REGION | ... | ... | ... | ... | ... | ... | ... | ... | ... |
| 29 | DEPARTMENT OF WOMEN AND CHILD DEVELOPMENT | 60000 | ... | 60000 | 54000 | ... | 54000 | 70000 | ... | 70000 |
| 30 | DEPARTMENT OF EDUCATION (BOTH DEPTS.) | 145525237 | 32706397 | 178231634 | 207440000 | 35050000 | 242490000 | 286715000 | 36802200 | 323517200 |
| | TOTAL | 171793923 | 52256810 | 224050733 | 240575100 | 56427640 | 297002740 | 325929540 | 58037942 | 383967482 |

..NICNET..

STATEMENT NO.(1): BUDGET PROVISION FOR EDUCATION & TRAINING AT THE CENTRE (REVENUE ACCOUNT)

SCHEME: TRAINING (FORMAL)

(RUPEES IN THOUSANDS)

| S.No. | MINISTRY/DEPARTMENT | 2005-06 (ACTUALS) | | | 2006-07 (R.E.) | | | 2007-08 (B.E.) | | |
|-------|---|-------------------|----------|---------|----------------|----------|---------|----------------|----------|---------|
| | | PLAN | NON-PLAN | TOTAL | PLAN | NON-PLAN | TOTAL | PLAN | NON-PLAN | TOTAL |
| 1 | MINISTRY OF RAILWAYS | ... | ... | ... | ... | ... | ... | ... | ... | ... |
| 2 | MINISTRY OF AGRICULTURE | 58193 | 116806 | 174999 | 73100 | 142325 | 215425 | 49500 | 151902 | 201402 |
| 3 | MINISTRY OF CIVIL AVIATION | ... | 5395 | 5395 | ... | 7175 | 7175 | ... | 7485 | 7485 |
| 4 | MINISTRY OF FINANCE | 4550 | ... | 4550 | 6300 | ... | 6300 | 10000 | ... | 10000 |
| 5 | MINISTRY OF DEFENCE | ... | 153542 | 153542 | ... | 162846 | 162846 | ... | 172091 | 172091 |
| 6 | MINISTRY OF HOME AFFAIRS | 2415 | 320787 | 323202 | 21000 | 373567 | 394567 | 17000 | 402002 | 419002 |
| 7 | MINISTRY OF EXTERNAL AFFAIRS | ... | 24942 | 24942 | ... | 37700 | 37700 | ... | 73500 | 73500 |
| 8 | MINISTRY OF ENVIRONMENT & FORESTS | 387467 | 6423 | 393890 | 437600 | 7821 | 445421 | 331200 | 8480 | 339680 |
| 9 | MINISTRY OF HEALTH & FAMILY WELFARE | 309173 | 259131 | 568304 | 458800 | 312200 | 771000 | 581300 | 347100 | 928400 |
| 10 | MINISTRY OF INFORMATION & BROADCASTING | ... | ... | ... | ... | ... | ... | ... | ... | ... |
| 11 | MINISTRY OF POWER | ... | 2361 | 2361 | ... | 5300 | 5300 | ... | 4700 | 4700 |
| 12 | MINISTRY OF RURAL DEVELOPMENT | 314426 | 80200 | 394626 | 300500 | 88600 | 389100 | 90000 | 90000 | 180000 |
| 13 | MINISTRY OF PUNCHAYAT RAJ | 98695 | ... | 98695 | 249500 | ... | 249500 | 330000 | ... | 330000 |
| 14 | MINISTRY OF SCIENCE AND TECHNOLOGY | 27765 | 67549 | 95314 | 25000 | ... | 25000 | 20000 | ... | 20000 |
| 15 | MINISTRY OF SMALL SCALE INDUSTRIES | 60860 | ... | 60860 | 86700 | ... | 86700 | ... | ... | ... |
| 16 | MINISTRY OF LABOUR AND EMPLOYMENT | ... | ... | ... | ... | ... | ... | ... | ... | ... |
| 17 | M/O SHIPPING, ROAD TRANSPORT & HIGHWAYS | 10000 | 112763 | 122763 | 10000 | ... | 10000 | 10000 | ... | 10000 |
| 18 | MINISTRY OF SOCIAL JUSTICE & EMPOWERMENT | ... | ... | ... | ... | ... | ... | ... | ... | ... |
| 19 | MINISTRY OF TOURISM | 319740 | 2500 | 322240 | 570000 | 6000 | 576000 | 620000 | 6000 | 626000 |
| 20 | MINISTRY OF CULTURE | ... | ... | ... | ... | ... | ... | ... | ... | ... |
| 21 | MINISTRY OF TRIBAL WELFARE | ... | ... | ... | ... | ... | ... | ... | ... | ... |
| 22 | MINISTRY OF URBAN DEVELOPMENT | 39173 | 27431 | 66604 | ... | 35100 | 35100 | 36000 | 42500 | 78500 |
| 23 | MINISTRY OF WATER RESOURCES | 19635 | 227944 | 247579 | 21700 | 238400 | 260100 | 25000 | 255400 | 280400 |
| 24 | MINISTRY OF YOUTH AFFAIRS & SPORTS | ... | ... | ... | ... | ... | ... | ... | ... | ... |
| 25 | M/O CONSUMER AFFAIRS, FOOD & PUB. DISTRIBU. | ... | ... | ... | ... | ... | ... | ... | ... | ... |
| 26 | MINISTRY OF EARTH SIENCE | 6470 | 12670 | 19140 | 8400 | 19500 | 27900 | 7435 | 20320 | 27755 |
| 27 | MINISTRY OF MINES | 7979 | ... | 7979 | 8000 | ... | 8000 | 10000 | ... | 10000 |
| 28 | MINISTRY OF DEVELOPMENT OF N. E. REGION | ... | ... | ... | ... | ... | ... | ... | ... | ... |
| 29 | DEPARTMENT OF WOMEN AND CHILD DEVELOPMENT | 805166 | ... | 805166 | 908200 | ... | 908200 | 1060000 | ... | 1060000 |
| 30 | DEPARTMENT OF EDUCATION (BOTH DEPTS.) | ... | ... | ... | ... | ... | ... | ... | ... | ... |
| TOTAL | | 2471707 | 1420444 | 3892151 | 3184800 | 1436534 | 4621334 | 3197435 | 1581480 | 4778915 |

..NICNET..

STATEMENT NO.(1): BUDGET PROVISION FOR EDUCATION & TRAINING AT THE CENTRE (REVENUE ACCOUNT)

SCHEME: TRAINING (INFORMAL)

(RUPEES IN THOUSANDS)

| S.No. | MINISTRY/DEPARTMENT | 2005-06 (ACTUALS) | | | 2006-07 (R.E.) | | | 2007-08 (B.E.) | | |
|-------|---|-------------------|----------|---------|----------------|----------|---------|----------------|----------|---------|
| | | PLAN | NON-PLAN | TOTAL | PLAN | NON-PLAN | TOTAL | PLAN | NON-PLAN | TOTAL |
| 1 | MINISTRY OF RAILWAYS | ... | ... | ... | ... | ... | ... | ... | ... | ... |
| 2 | MINISTRY OF AGRICULTURE | 121000 | ... | 121000 | 219950 | ... | 219950 | 84500 | ... | 84500 |
| 3 | MINISTRY OF CIVIL AVIATION | ... | ... | ... | ... | ... | ... | ... | ... | ... |
| 4 | MINISTRY OF FINANCE | ... | ... | ... | ... | ... | ... | ... | ... | ... |
| 5 | MINISTRY OF DEFENCE | ... | ... | ... | ... | ... | ... | ... | ... | ... |
| 6 | MINISTRY OF HOME AFFAIRS | ... | ... | ... | ... | ... | ... | ... | ... | ... |
| 7 | MINISTRY OF EXTERNAL AFFAIRS | ... | 9027 | 9027 | ... | 16000 | 16000 | ... | 66000 | 66000 |
| 8 | MINISTRY OF ENVIRONMENT & FORESTS | ... | ... | ... | ... | ... | ... | ... | ... | ... |
| 9 | MINISTRY OF HEALTH & FAMILY WELFARE | 1250770 | 130967 | 1381737 | 1475300 | 156400 | 1631700 | 1610000 | 177200 | 1787200 |
| 10 | MINISTRY OF INFORMATION & BROADCASTING | 3492 | 47457 | 50949 | 5300 | 47995 | 53295 | 1200 | 49895 | 51095 |
| 11 | MINISTRY OF POWER | ... | ... | ... | ... | ... | ... | ... | ... | ... |
| 12 | MINISTRY OF RURAL DEVELOPMENT | 163566 | ... | 163566 | 144800 | ... | 144800 | 48000 | ... | 48000 |
| 13 | MINISTRY OF PUNCHAYAT RAJ | ... | ... | ... | 30000 | ... | 30000 | 7000 | ... | 7000 |
| 14 | MINISTRY OF SCIENCE AND TECHNOLOGY | ... | ... | ... | ... | ... | ... | ... | ... | ... |
| 15 | MINISTRY OF SMALL SCALE INDUSTRIES | ... | ... | ... | ... | ... | ... | ... | ... | ... |
| 16 | MINISTRY OF LABOUR AND EMPLOYMENT | ... | ... | ... | ... | ... | ... | ... | ... | ... |
| 17 | M/O SHIPPING, ROAD TRANSPORT & HIGHWAYS | ... | ... | ... | ... | ... | ... | ... | ... | ... |
| 18 | MINISTRY OF SOCIAL JUSTICE & EMPOWERMENT | ... | ... | ... | ... | ... | ... | ... | ... | ... |
| 19 | MINISTRY OF TOURISM | 2219976 | 1142 | 2221118 | 2380000 | 2000 | 2382000 | 2380000 | 2000 | 2382000 |
| 20 | MINISTRY OF CULTURE | ... | ... | ... | ... | ... | ... | ... | ... | ... |
| 21 | MINISTRY OF TRIBAL WELFARE | 13681 | ... | 13681 | 25300 | ... | 25300 | 33600 | ... | 33600 |
| 22 | MINISTRY OF URBAN DEVELOPMENT | ... | ... | ... | ... | ... | ... | ... | ... | ... |
| 23 | MINISTRY OF WATER RESOURCES | 26571 | ... | 26571 | 45350 | ... | 45350 | 20000 | ... | 20000 |
| 24 | MINISTRY OF YOUTH AFFAIRS & SPORTS | ... | ... | ... | ... | ... | ... | ... | ... | ... |
| 25 | M/O CONSUMER AFFAIRS, FOOD & PUB. DISTRIBU. | ... | ... | ... | ... | ... | ... | ... | ... | ... |
| 26 | MINISTRY OF EARTH SIENCE | ... | ... | ... | ... | ... | ... | ... | ... | ... |
| 27 | MINISTRY OF MINES | ... | ... | ... | ... | ... | ... | ... | ... | ... |
| 28 | MINISTRY OF DEVELOPMENT OF N. E. REGION | 47052 | ... | 47052 | 60000 | ... | 60000 | 65000 | ... | 65000 |
| 29 | DEPARTMENT OF WOMEN AND CHILD DEVELOPMENT | 120092 | ... | 120092 | 135000 | ... | 135000 | 135000 | ... | 135000 |
| 30 | DEPARTMENT OF EDUCATION (BOTH DEPTS.) | ... | ... | ... | ... | ... | ... | ... | ... | ... |
| TOTAL | | 3966200 | 188593 | 4154793 | 4521000 | 222395 | 4743395 | 4384300 | 295095 | 4679395 |

..NICNET..

STATEMENT NO.(1): BUDGET PROVISION FOR EDUCATION & TRAINING AT THE CENTRE (REVENUE ACCOUNT)

SCHEME: TOTAL

(RUPEES IN THOUSANDS)

| S.No. | MINISTRY/DEPARTMENT | 2005-06 (ACTUALS) | | | 2006-07 (R.E.) | | | 2007-08 (B.E.) | | |
|-------|---|-------------------|----------|-----------|----------------|----------|-----------|----------------|----------|-----------|
| | | PLAN | NON-PLAN | TOTAL | PLAN | NON-PLAN | TOTAL | PLAN | NON-PLAN | TOTAL |
| 1 | MINISTRY OF RAILWAYS | ... | 880020 | 880020 | ... | 1004603 | 1004603 | ... | 1130408 | 1130408 |
| 2 | MINISTRY OF AGRICULTURE | 9908693 | 7294806 | 17203499 | 14083050 | 7894025 | 21977075 | 13179000 | 7845902 | 21024902 |
| 3 | MINISTRY OF CIVIL AVIATION | ... | 5395 | 5395 | ... | 7175 | 7175 | ... | 7485 | 7485 |
| 4 | MINISTRY OF FINANCE | 4550 | ... | 4550 | 6300 | ... | 6300 | 10000 | ... | 10000 |
| 5 | MINISTRY OF DEFENCE | ... | 617877 | 617877 | ... | 520811 | 520811 | ... | 550364 | 550364 |
| 6 | MINISTRY OF HOME AFFAIRS | 2415 | 320787 | 323202 | 21000 | 373567 | 394567 | 17000 | 402002 | 419002 |
| 7 | MINISTRY OF EXTERNAL AFFAIRS | ... | 33969 | 33969 | ... | 53700 | 53700 | ... | 139500 | 139500 |
| 8 | MINISTRY OF ENVIRONMENT & FORESTS | 1096334 | 214078 | 1310412 | 1236200 | 257049 | 1493249 | 1069200 | 248086 | 1317286 |
| 9 | MINISTRY OF HEALTH & FAMILY WELFARE | 8710297 | 6425929 | 15136226 | 9419600 | 6947930 | 16367530 | 11016300 | 7215930 | 18232230 |
| 10 | MINISTRY OF INFORMATION & BROADCASTING | 13354 | 72549 | 85903 | 23900 | 77403 | 101303 | 16200 | 80795 | 96995 |
| 11 | MINISTRY OF POWER | ... | 2361 | 2361 | ... | 5300 | 5300 | ... | 4700 | 4700 |
| 12 | MINISTRY OF RURAL DEVELOPMENT | 477992 | 80200 | 558192 | 445300 | 88600 | 533900 | 138000 | 90000 | 228000 |
| 13 | MINISTRY OF PUNCHAYAT RAJ | 98695 | ... | 98695 | 279500 | ... | 279500 | 337000 | ... | 337000 |
| 14 | MINISTRY OF SCIENCE AND TECHNOLOGY | 27765 | 67549 | 95314 | 25000 | ... | 25000 | 1020000 | ... | 1020000 |
| 15 | MINISTRY OF SMALL SCALE INDUSTRIES | 60860 | ... | 60860 | 86700 | ... | 86700 | ... | ... | ... |
| 16 | MINISTRY OF LABOUR AND EMPLOYMENT | 129195 | 656825 | 786020 | 109800 | 700089 | 809889 | ... | ... | ... |
| 17 | M/O SHIPPING, ROAD TRANSPORT & HIGHWAYS | 10000 | 112763 | 122763 | 10000 | ... | 10000 | 10000 | ... | 10000 |
| 18 | MINISTRY OF SOCIAL JUSTICE & EMPOWERMENT | 700578 | 231379 | 931957 | 984400 | 240700 | 1225100 | 1686300 | 258500 | 1944800 |
| 19 | MINISTRY OF TOURISM | 2539716 | 3642 | 2543358 | 2950000 | 8000 | 2958000 | 3000000 | 8000 | 3008000 |
| 20 | MINISTRY OF CULTURE | 3427928 | 3027688 | 6455616 | 3739700 | 3600000 | 7339700 | 5070000 | 3756100 | 8826100 |
| 21 | MINISTRY OF TRIBAL WELFARE | 520795 | 2770 | 523565 | 1211300 | 4000 | 1215300 | 1943400 | 9000 | 1952400 |
| 22 | MINISTRY OF URBAN DEVELOPMENT | 39173 | 86590 | 125763 | ... | 94100 | 94100 | 36000 | 105500 | 141500 |
| 23 | MINISTRY OF WATER RESOURCES | 46206 | 227944 | 274150 | 67050 | 238400 | 305450 | 45000 | 255400 | 300400 |
| 24 | MINISTRY OF YOUTH AFFAIRS & SPORTS | 3843226 | 644887 | 4488113 | 4964900 | 737400 | 5702300 | 6732440 | 799700 | 7532140 |
| 25 | M/O CONSUMER AFFAIRS, FOOD & PUB. DISTRIBU. | 2062 | 136772 | 138834 | 3600 | 164217 | 167817 | 123000 | 184625 | 307625 |
| 26 | MINISTRY OF EARTH SCIENCE | 6470 | 12670 | 19140 | 8400 | 19500 | 27900 | 7435 | 20320 | 27755 |
| 27 | MINISTRY OF MINES | 7979 | ... | 7979 | 8000 | ... | 8000 | 10000 | ... | 10000 |
| 28 | MINISTRY OF DEVELOPMENT OF N. E. REGION | 47052 | ... | 47052 | 60000 | ... | 60000 | 65000 | ... | 65000 |
| 29 | DEPARTMENT OF WOMEN AND CHILD DEVELOPMENT | 985258 | ... | 985258 | 1097200 | ... | 1097200 | 1265000 | ... | 1265000 |
| 30 | DEPARTMENT OF EDUCATION (BOTH DEPTS.) | 145525237 | 32706397 | 178231634 | 207440000 | 35050000 | 242490000 | 286715000 | 36802200 | 323517200 |
| | TOTAL | 178231830 | 53865847 | 232097677 | 248280900 | 58086569 | 306367469 | 333511275 | 59914517 | 393425792 |

..NICNET..

STATEMENT NO. (2): BUDGET EXPENDITURE ON EDUCATION & TRAINING BY EDUCATION & OTHER DEPARTMENTS (REVENUE ACCOUNT)

BUDGET : 2005-06 (ACTUAL)

(RUPEES IN THOUSANDS)

| S. NO. | STATE / UNION TERRITORY | EDUCATION DEPARTMENT | OTHER DEPARTMENTS | | | GRAND TOTAL | |
|------------------------|----------------------------|-------------------------|-------------------|-------------|------------|----------------|---------------|
| | | | EDUCATION | FORMAL | INFORMAL | | TOTAL |
| 1 | ANDHRA PRADESH | 50506354.00 | 16940648.00 | 1144896.00 | 32567.00 | 18118111.00 | 68624465.00 |
| 2 | ARUNACHAL PRADESH | 2016911.00 | 38057.00 | 37596.00 | 761.00 | 76414.00 | 2093325.00 |
| 3 | ASSAM | 24302243.00 | 563770.00 | 307274.00 | 20200.00 | 891244.00 | 25193487.00 |
| 4 | BIHAR | 42515428.00 | 2196452.00 | 387319.00 | 44657.00 | 2628428.00 | 45143856.00 |
| 5 | CHHATTISGARH | 11875499.00 | 4448081.00 | 351798.00 | 125.00 | 4800004.00 | 16675503.00 |
| 6 | GOA | 2940515.00 | 450572.00 | 106240.00 | 1124.00 | 557936.00 | 3498451.00 |
| 7 | GUJARAT | 40508358.00 | 5418740.00 | 1652451.00 | 63635.00 | 7134826.00 | 47643184.00 |
| 8 | HARYANA | 18423108.00 | 1773394.00 | 1228144.00 | 9764.00 | 3011302.00 | 21434410.00 |
| 9 | HIMACHAL PRADESH | 11524841.00 | 841936.00 | 265591.00 | ... | 1107527.00 | 12632368.00 |
| 10 | JAMMU & KASHMIR | 6869161.00 | 1641097.00 | ... | ... | 1641097.00 | 8510258.00 |
| 11 | JHARKHAND | 15632353.00 | 2366651.00 | 233980.00 | ... | 2600631.00 | 18232984.00 |
| 12 | KARNATAKA | 47399379.00 | 4477444.00 | 1444314.00 | 6263.00 | 5928021.00 | 53327400.00 |
| 13 | KERALA | 33713535.00 | 5510046.00 | 742073.00 | 3574.00 | 6255693.00 | 39969228.00 |
| 14 | MADHYA PRADESH | 28273923.00 | 10631853.00 | 342641.00 | 324.00 | 10974818.00 | 39248741.00 |
| 15 | MAHARASHTRA | 105650224.00 | 18292667.00 | 2918712.00 | 6084.00 | 21217463.00 | 126867687.00 |
| 16 | MANIPUR | 3851953.00 | 267192.00 | 152985.00 | 3469.00 | 423646.00 | 4275599.00 |
| 17 | MEGHALAYA | 2833609.00 | 225020.00 | 88046.00 | ... | 313066.00 | 3146675.00 |
| 18 | MIZORAM | 2453035.00 | 145140.00 | 49423.00 | 2173.00 | 196736.00 | 2649771.00 |
| 19 | NAGALAND | 2811894.00 | 188850.00 | 134244.00 | ... | 323094.00 | 3134988.00 |
| 20 | ORISSA | 22806177.00 | 2349210.00 | 404384.00 | ... | 2753594.00 | 25559771.00 |
| 21 | PUNJAB | 22341476.00 | 1946145.00 | 593835.00 | ... | 2539980.00 | 24881456.00 |
| 22 | RAJASTHAN | 45931656.00 | 2061911.00 | 598189.00 | 22352.00 | 2682452.00 | 48614108.00 |
| 23 | SIKKIM | 1834339.00 | 107400.00 | 57812.00 | 9340.00 | 174552.00 | 2008891.00 |
| 24 | TAMIL NADU | 48984200.00 | 8021745.00 | 1469421.00 | 7409.00 | 9498575.00 | 58482775.00 |
| 25 | TRIPURA | 4303833.00 | 327316.00 | 23714.00 | 734.00 | 351764.00 | 4655597.00 |
| 26 | UTTARAKHAND | 11438333.00 | 836094.00 | 399615.00 | 278.00 | 1235987.00 | 12674320.00 |
| 27 | UTTAR PRADESH | 80256935.00 | 17594504.00 | 2322525.00 | 654.00 | 19917683.00 | 100174618.00 |
| 28 | WEST BENGAL | 54024326.00 | 3169306.00 | 423368.00 | 11278.00 | 3603952.00 | 57628278.00 |
| TOTAL (STATES) | | 746023598.00 | 112831241.00 | 17880590.00 | 246765.00 | 130958596.00 | 876982194.00 |
| 29 | A. & N. ISLANDS | 1097965.00 | 45543.00 | 49698.00 | 204.00 | 95445.00 | 1193410.00 |
| 30 | CHANDIGARH | 1720271.00 | 558367.00 | 39510.00 | ... | 597877.00 | 2318148.00 |
| 31 | DADRA & NAGAR HAVELI | 219725.00 | 3676.00 | 6108.00 | ... | 9784.00 | 229509.00 |
| 32 | DAMAN & DIU | 186458.00 | 6978.00 | 14327.00 | ... | 21305.00 | 207763.00 |
| 33 | DELHI | 15386416.00 | 941365.00 | 249698.00 | 6891.00 | 1197954.00 | 16584370.00 |
| 34 | LAKSHADWEEP | 137953.00 | 20477.00 | 5900.00 | ... | 26377.00 | 164330.00 |
| 35 | PUDUCHERRY | 1833011.00 | 575068.00 | 99536.00 | 2012.00 | 676616.00 | 2509627.00 |
| TOTAL (U.T.s) | | 20581799.00 | 2151474.00 | 464777.00 | 9107.00 | 2625358.00 | 23207157.00 |
| TOTAL (STATES & U.T.s) | | 766605397.00 | 114982715.00 | 18345367.00 | 255872.00 | 133583954.00 | 900189351.00 |
| CENTRE TOTAL | | 178231634.00 | 45819099.00 | 3892151.00 | 4154793.00 | 53866043.00 | 232097677.00 |
| GRAND TOTAL | | 944837031.00 | 160801814.00 | 22237518.00 | 4410665.00 | 187449997.00 | 1132287028.00 |

..NICNET..

STATEMENT NO. (2): BUDGET EXPENDITURE ON EDUCATION & TRAINING BY EDUCATION & OTHER DEPARTMENTS (REVENUE ACCOUNT)

BUDGET : 2006-07 (REVISED ESTIMATES)

(RUPEES IN THOUSANDS)

| S. NO. | STATE / UNION TERRITORY | EDUCATION DEPARTMENT | | OTHER DEPARTMENTS | | | GRAND TOTAL |
|------------------------|----------------------------|----------------------|--------------|-------------------|------------|--------------|----------------|
| | | EDUCATION | | FORMAL | INFORMAL | TOTAL | |
| 1 | ANDHRA PRADESH | 58802840.00 | 21188639.00 | 1473569.00 | 35301.00 | 22697509.00 | 81500349.00 |
| 2 | ARUNACHAL PRADESH | 2151136.00 | 101329.00 | 62344.00 | 845.00 | 164518.00 | 2315654.00 |
| 3 | ASSAM | 34854763.00 | 1030025.00 | 751715.00 | 25222.00 | 1806962.00 | 36661725.00 |
| 4 | BIHAR | 49924581.00 | 3246310.00 | 511746.00 | 80119.00 | 3838175.00 | 53762756.00 |
| 5 | CHHATTISGARH | 16117634.00 | 5431996.00 | 552772.00 | 9.00 | 5984777.00 | 22102411.00 |
| 6 | GOA | 3638273.00 | 537048.00 | 132109.00 | 2860.00 | 672017.00 | 4310290.00 |
| 7 | GUJARAT | 43292326.00 | 6316993.00 | 1998888.00 | 88739.00 | 8404620.00 | 51696946.00 |
| 8 | HARYANA | 21111185.00 | 3276952.00 | 1563757.00 | 10228.00 | 4850937.00 | 25962122.00 |
| 9 | HIMACHAL PRADESH | 12446102.00 | 953767.00 | 272664.00 | ... | 1226431.00 | 13672533.00 |
| 10 | JAMMU & KASHMIR | 11538122.00 | 2190181.00 | ... | ... | 2190181.00 | 13728303.00 |
| 11 | JHARKHAND | 19772898.00 | 3522860.00 | 479860.00 | ... | 4002720.00 | 23775618.00 |
| 12 | KARNATAKA | 56908415.00 | 5970036.00 | 2473204.00 | 5643.00 | 8448883.00 | 65357298.00 |
| 13 | KERALA | 47845694.00 | 6890206.00 | 1166617.00 | 10063.00 | 8066886.00 | 55912580.00 |
| 14 | MADHYA PRADESH | 34350266.00 | 8281712.00 | 748468.00 | ... | 9030180.00 | 43380446.00 |
| 15 | MAHARASHTRA | 123116505.00 | 20594595.00 | 4393045.00 | 6307.00 | 24993947.00 | 148110452.00 |
| 16 | MANIPUR | 3318907.00 | 322125.00 | 99101.00 | 3698.00 | 424924.00 | 3743831.00 |
| 17 | MEGHALAYA | 3048598.00 | 400882.00 | 135384.00 | ... | 536266.00 | 3584864.00 |
| 18 | MIZORAM | 2594845.00 | 266232.00 | 55887.00 | 3550.00 | 325669.00 | 2920514.00 |
| 19 | NAGALAND | 2962005.00 | 233555.00 | 185825.00 | ... | 419380.00 | 3381385.00 |
| 20 | ORISSA | 24985260.00 | 2916734.00 | 412347.00 | ... | 3329081.00 | 28314341.00 |
| 21 | PUNJAB | 24811875.00 | 2017754.00 | 650346.00 | ... | 2668100.00 | 27479975.00 |
| 22 | RAJASTHAN | 47884388.00 | 2094569.00 | 719884.00 | 32652.00 | 2847105.00 | 50731493.00 |
| 23 | SIKKIM | 1898117.00 | 128916.00 | 96098.00 | 9295.00 | 234309.00 | 2132426.00 |
| 24 | TAMIL NADU | 67313394.00 | 10124836.00 | 1850203.00 | 14818.00 | 11989857.00 | 79303251.00 |
| 25 | TRIPURA | 4758332.00 | 386949.00 | 37977.00 | 930.00 | 425856.00 | 5184188.00 |
| 26 | UTTARAKHAND | 12732597.00 | 1038613.00 | 474597.00 | 312.00 | 1513522.00 | 14246119.00 |
| 27 | UTTAR PRADESH | 96467455.00 | 18743461.00 | 2455567.00 | ... | 21199028.00 | 117666483.00 |
| 28 | WEST BENGAL | 61978576.00 | 3427275.00 | 549409.00 | 12679.00 | 3989363.00 | 65967939.00 |
| TOTAL (STATES) | | 890625089.00 | 131634550.00 | 24303383.00 | 343270.00 | 156281203.00 | 1046906292.00 |
| 29 | A. & N. ISLANDS | 1260700.00 | 48100.00 | 55784.00 | 250.00 | 104134.00 | 1364834.00 |
| 30 | CHANDIGARH | 1861678.00 | 568267.00 | 42936.00 | ... | 611203.00 | 2472881.00 |
| 31 | DADRA & NAGAR HAVELI | 233300.00 | 4200.00 | 7255.00 | ... | 11455.00 | 244755.00 |
| 32 | DAMAN & DIU | 205300.00 | 8600.00 | 15300.00 | ... | 23900.00 | 229200.00 |
| 33 | DELHI | 17769669.00 | 1138002.00 | 287635.00 | 10800.00 | 1436437.00 | 19206106.00 |
| 34 | LAKSHADWEEP | 164600.00 | 22200.00 | 7369.00 | ... | 29569.00 | 194169.00 |
| 35 | PUDUCHERRY | 2102856.00 | 1012763.00 | 116363.00 | 2841.00 | 1131967.00 | 3234823.00 |
| TOTAL (U.T.s) | | 23598103.00 | 2802132.00 | 532642.00 | 13891.00 | 3348665.00 | 26946768.00 |
| TOTAL (STATES & U.T.s) | | 914223192.00 | 134436682.00 | 24836025.00 | 357161.00 | 159629868.00 | 1073853060.00 |
| CENTRE TOTAL | | 242490000.00 | 54512740.00 | 4621334.00 | 4743395.00 | 63877469.00 | 306367469.00 |
| GRAND TOTAL | | 1156713192.00 | 188949422.00 | 29457359.00 | 5100556.00 | 223507337.00 | 1380220529.00 |

..NICNET..

STATEMENT NO. (2): BUDGET EXPENDITURE ON EDUCATION & TRAINING BY EDUCATION & OTHER DEPARTMENTS (REVENUE ACCOUNT)

BUDGET : 2007-08 (BUDGET ESTIMATES)

(RUPEES IN THOUSANDS)

| S. NO. | STATE / UNION TERRITORY | EDUCATION DEPARTMENT | OTHER DEPARTMENTS | | | | GRAND TOTAL |
|------------------------|----------------------------|-------------------------|-------------------|-------------|------------|--------------|----------------|
| | | | EDUCATION | FORMAL | INFORMAL | TOTAL | |
| 1 | ANDHRA PRADESH | 66978548.00 | 27730847.00 | 1837453.00 | 135868.00 | 29704168.00 | 96682716.00 |
| 2 | ARUNACHAL PRADESH | 2058855.00 | 99557.00 | 49084.00 | 882.00 | 149523.00 | 2208378.00 |
| 3 | ASSAM | 34481463.00 | 691003.00 | 546328.00 | 20212.00 | 1257543.00 | 35739006.00 |
| 4 | BIHAR | 48852632.00 | 3707225.00 | 839234.00 | ... | 4546459.00 | 53399091.00 |
| 5 | CHHATTISGARH | 17739423.00 | 6041046.00 | 676881.00 | 8.00 | 6717935.00 | 24457358.00 |
| 6 | GOA | 3397873.00 | 600927.00 | 131092.00 | 2060.00 | 734079.00 | 4131952.00 |
| 7 | GUJARAT | 46064554.00 | 6540040.00 | 2208061.00 | 143629.00 | 8891730.00 | 54956284.00 |
| 8 | HARYANA | 25132983.00 | 3927651.00 | 1736588.00 | 15027.00 | 5679266.00 | 30812249.00 |
| 9 | HIMACHAL PRADESH | 14708477.00 | 1024737.00 | 306096.00 | ... | 1330833.00 | 16039310.00 |
| 10 | JAMMU & KASHMIR | 12362247.00 | 2368713.00 | ... | ... | 2368713.00 | 14730960.00 |
| 11 | JHARKHAND | 20131944.00 | 3895712.00 | 459563.00 | ... | 4355275.00 | 24487219.00 |
| 12 | KARNATAKA | 67321258.00 | 6556961.00 | 3653170.00 | 6789.00 | 10216920.00 | 77538178.00 |
| 13 | KERALA | 60500318.00 | 6668346.00 | 1217918.00 | 10146.00 | 7896410.00 | 68396728.00 |
| 14 | MADHYA PRADESH | 39562657.00 | 9847916.00 | 1083828.00 | ... | 10931744.00 | 50494401.00 |
| 15 | MAHARASHTRA | 120877819.00 | 20991663.00 | 3746802.00 | 6916.00 | 24745381.00 | 145623200.00 |
| 16 | MANIPUR | 3396086.00 | 327718.00 | 105883.00 | 6262.00 | 439863.00 | 3835949.00 |
| 17 | MEGHALAYA | 3705896.00 | 552647.00 | 172629.00 | ... | 725276.00 | 4431172.00 |
| 18 | MIZORAM | 2699784.00 | 252508.00 | 61591.00 | 3580.00 | 317679.00 | 3017463.00 |
| 19 | NAGALAND | 3053342.00 | 271698.00 | 169383.00 | ... | 441081.00 | 3494423.00 |
| 20 | ORISSA | 27269430.00 | 3604924.00 | 784074.00 | ... | 4388998.00 | 31658428.00 |
| 21 | PUNJAB | 27521048.00 | 2147900.00 | 980482.00 | ... | 3128382.00 | 30649430.00 |
| 22 | RAJASTHAN | 51890161.00 | 2433287.00 | 799821.00 | 28240.00 | 3261348.00 | 55151509.00 |
| 23 | SIKKIM | 2029648.00 | 127080.00 | 159316.00 | 12352.00 | 298748.00 | 2328396.00 |
| 24 | TAMIL NADU | 80965131.00 | 11137104.00 | 2485232.00 | 16574.00 | 13638910.00 | 94604041.00 |
| 25 | TRIPURA | 5602094.00 | 455492.00 | 38373.00 | 10400.00 | 504265.00 | 6106359.00 |
| 26 | UTTARAKHAND | 14714863.00 | 1546522.00 | 934715.00 | ... | 2481237.00 | 17196100.00 |
| 27 | UTTAR PRADESH | 99325642.00 | 24976124.00 | 4309897.00 | ... | 29286021.00 | 128611663.00 |
| 28 | WEST BENGAL | 62880707.00 | 4099246.00 | 553744.00 | 13893.00 | 4666883.00 | 67547590.00 |
| TOTAL (STATES) | | 965224883.00 | 152624594.00 | 30047238.00 | 432838.00 | 183104670.00 | 1148329553.00 |
| 29 | A. & N. ISLANDS | 1295201.00 | 44600.00 | 58388.00 | 325.00 | 103313.00 | 1398514.00 |
| 30 | CHANDIGARH | 1972767.00 | 565913.00 | 48891.00 | ... | 614804.00 | 2587571.00 |
| 31 | DADRA & NAGAR HAVELI | 246400.00 | 4400.00 | 3300.00 | ... | 7700.00 | 254100.00 |
| 32 | DAMAN & DIU | 204700.00 | 9800.00 | 12700.00 | ... | 22500.00 | 227200.00 |
| 33 | DELHI | 21761853.00 | 1329581.00 | 366200.00 | 19500.00 | 1715281.00 | 23477134.00 |
| 34 | LAKSHADWEEP | 177150.00 | 30500.00 | 12601.00 | ... | 43101.00 | 220251.00 |
| 35 | PUDUCHERRY | 2220490.00 | 935752.00 | 119620.00 | 3814.00 | 1059186.00 | 3279676.00 |
| TOTAL (U.T.s) | | 27878561.00 | 2920546.00 | 621700.00 | 23639.00 | 3565885.00 | 31444446.00 |
| TOTAL (STATES & U.T.s) | | 993103444.00 | 155545140.00 | 30668938.00 | 456477.00 | 186670555.00 | 1179773999.00 |
| CENTRE TOTAL | | 323517200.00 | 60450282.00 | 4778915.00 | 4679395.00 | 69908592.00 | 393425792.00 |
| GRAND TOTAL | | 1316620644.00 | 215995422.00 | 35447853.00 | 5135872.00 | 256579147.00 | 1573199791.00 |

..NICNET..

STATEMENT NO (3) : PLAN & NON-PLAN BUDGET PROVISION FOR EDUCATION BY ALL DEPARTMENTS
(REVENUE ACCOUNT)
2005-06 (ACTUALS)

(RUPEES IN CRORES)

| S.NO. | STATE/ UNION TERRITORY | EDUCATION DEPARTMENT | | | OTHER DEPARTMENTS | | | TOTAL | | |
|-----------------------|---------------------------|----------------------|----------|----------|-------------------|----------|----------|----------|----------|-----------|
| | | PLAN | NON-PLAN | TOTAL | PLAN | NON-PLAN | TOTAL | PLAN | NON-PLAN | TOTAL |
| 1 | ANDHRA PRADESH | 484.06 | 4566.57 | 5050.63 | 832.18 | 979.63 | 1811.81 | 1316.24 | 5546.20 | 6862.44 |
| 2 | ARUNACHAL PRADESH | 114.77 | 86.92 | 201.69 | 2.49 | 5.15 | 7.64 | 117.26 | 92.07 | 209.33 |
| 3 | ASSAM | 258.31 | 2171.91 | 2430.22 | 42.01 | 47.11 | 89.12 | 300.32 | 2219.02 | 2519.34 |
| 4 | BIHAR | 455.53 | 3796.01 | 4251.54 | 44.22 | 218.62 | 262.84 | 499.75 | 4014.63 | 4514.38 |
| 5 | CHHATTISGARH | 531.20 | 656.35 | 1187.55 | 54.32 | 425.68 | 480.00 | 585.52 | 1082.03 | 1667.55 |
| 6 | GOA | 48.13 | 245.92 | 294.05 | 21.00 | 34.80 | 55.80 | 69.13 | 280.72 | 349.85 |
| 7 | GUJARAT | 273.58 | 3777.25 | 4050.83 | 289.44 | 424.04 | 713.48 | 563.02 | 4201.29 | 4764.31 |
| 8 | HARYANA | 230.22 | 1612.09 | 1842.31 | 108.04 | 193.09 | 301.13 | 338.26 | 1805.18 | 2143.44 |
| 9 | HIMACHAL PRADESH | 159.95 | 992.53 | 1152.48 | 61.55 | 49.20 | 110.75 | 221.50 | 1041.73 | 1263.23 |
| 10 | JAMMU & KASHMIR | .. | 686.92 | 686.92 | .. | 164.11 | 164.11 | .. | 851.03 | 851.03 |
| 11 | JHARKHAND | 345.32 | 1217.92 | 1563.24 | 38.64 | 221.42 | 260.06 | 383.96 | 1439.34 | 1823.30 |
| 12 | KARNATAKA | 1019.40 | 3720.54 | 4739.94 | 237.46 | 355.34 | 592.80 | 1256.86 | 4075.88 | 5332.74 |
| 13 | KERALA | 144.58 | 3226.78 | 3371.36 | 252.28 | 373.29 | 625.57 | 396.86 | 3600.07 | 3996.93 |
| 14 | MADHYA PRADESH | 620.53 | 2206.87 | 2827.40 | 462.77 | 634.71 | 1097.48 | 1083.30 | 2841.58 | 3924.88 |
| 15 | MAHARASHTRA | 467.89 | 10097.13 | 10565.02 | 687.22 | 1434.53 | 2121.75 | 1155.11 | 11531.66 | 12686.77 |
| 16 | MANIPUR | 90.42 | 294.77 | 385.19 | 17.22 | 25.14 | 42.36 | 107.64 | 319.91 | 427.55 |
| 17 | MEGHALAYA | 91.93 | 191.43 | 283.36 | 20.79 | 10.52 | 31.31 | 112.72 | 201.95 | 314.67 |
| 18 | MIZORAM | 107.66 | 137.64 | 245.30 | 14.11 | 5.57 | 19.68 | 121.77 | 143.21 | 264.98 |
| 19 | NAGALAND | 43.54 | 237.65 | 281.19 | 9.79 | 22.52 | 32.31 | 53.33 | 260.17 | 313.50 |
| 20 | ORISSA | 303.10 | 1977.51 | 2280.61 | 49.64 | 225.72 | 275.36 | 352.74 | 2203.23 | 2555.97 |
| 21 | PUNJAB | 92.89 | 2141.26 | 2234.15 | 20.21 | 233.79 | 254.00 | 113.10 | 2375.05 | 2488.15 |
| 22 | RAJASTHAN | 560.27 | 4032.90 | 4593.17 | 47.42 | 220.83 | 268.25 | 607.69 | 4253.73 | 4861.42 |
| 23 | SIKKIM | 65.92 | 117.52 | 183.44 | 12.66 | 4.79 | 17.45 | 78.58 | 122.31 | 200.89 |
| 24 | TAMIL NADU | 275.06 | 4623.36 | 4898.42 | 410.26 | 539.60 | 949.86 | 685.32 | 5162.96 | 5848.28 |
| 25 | TRIPURA | 22.92 | 407.47 | 430.39 | 30.13 | 5.05 | 35.18 | 53.05 | 412.52 | 465.57 |
| 26 | UTTARAKHAND | 156.85 | 986.98 | 1143.83 | 49.14 | 74.46 | 123.60 | 205.99 | 1061.44 | 1267.43 |
| 27 | UTTAR PRADESH | 887.32 | 7138.38 | 8025.70 | 981.08 | 1010.69 | 1991.77 | 1868.40 | 8149.07 | 10017.47 |
| 28 | WEST BENGAL | 584.70 | 4817.73 | 5402.43 | 78.49 | 281.91 | 360.40 | 663.19 | 5099.64 | 5762.83 |
| TOTAL (STATES) | | 8436.05 | 66166.31 | 74602.36 | 4874.56 | 8221.31 | 13095.87 | 13310.61 | 74387.62 | 87698.23 |
| 29 | A. & N. ISLANDS | 34.84 | 74.96 | 109.80 | 5.25 | 4.30 | 9.55 | 40.09 | 79.26 | 119.35 |
| 30 | CHANDIGARH | 19.44 | 152.59 | 172.03 | 21.73 | 38.05 | 59.78 | 41.17 | 190.64 | 231.81 |
| 31 | DADRA & NAGAR HAVELI | 8.85 | 13.12 | 21.97 | .64 | .34 | .98 | 9.49 | 13.46 | 22.95 |
| 32 | DAMAN & DIU | 4.03 | 14.62 | 18.65 | 1.01 | 1.12 | 2.13 | 5.04 | 15.74 | 20.78 |
| 33 | DELHI | 235.26 | 1303.38 | 1538.64 | 32.56 | 87.24 | 119.80 | 267.82 | 1390.62 | 1658.44 |
| 34 | LAKSHADWEEP | 2.16 | 11.63 | 13.79 | 1.31 | 1.32 | 2.63 | 3.47 | 12.95 | 16.42 |
| 35 | PUDUCHERRY | 65.47 | 117.83 | 183.30 | 49.37 | 18.29 | 67.66 | 114.84 | 136.12 | 250.96 |
| TOTAL (U.T.s) | | 370.05 | 1688.13 | 2058.18 | 111.87 | 150.66 | 262.53 | 481.92 | 1838.79 | 2320.71 |
| TOTAL (STATES & U.T.) | | 8806.10 | 67854.44 | 76660.54 | 4986.43 | 8371.97 | 13358.40 | 13792.53 | 76226.41 | 90018.94 |
| CENTRAL TOTAL | | 14552.52 | 3270.64 | 17823.16 | 3270.66 | 2115.95 | 5386.61 | 17823.18 | 5386.59 | 23209.77 |
| GRAND TOTAL | | 23358.62 | 71125.08 | 94483.70 | 8257.09 | 10487.92 | 18745.01 | 31615.71 | 81613.00 | 113228.71 |

..NICNET..

STATEMENT NO (3) : PLAN & NON-PLAN BUDGET PROVISION FOR EDUCATION BY ALL DEPARTMENTS
(REVENUE ACCOUNT)
2006-07 (REVISED ESTIMATES)

(RUPEES IN CRORES)

| S.NO. | STATE/ UNION TERRITORY | EDUCATION DEPARTMENT | | | OTHER DEPARTMENTS | | | TOTAL | | |
|-----------------------|---------------------------|----------------------|----------|-----------|-------------------|----------|----------|----------|----------|-----------|
| | | PLAN | NON-PLAN | TOTAL | PLAN | NON-PLAN | TOTAL | PLAN | NON-PLAN | TOTAL |
| 1 | ANDHRA PRADESH | 529.27 | 5351.01 | 5880.28 | 1063.07 | 1206.68 | 2269.75 | 1592.34 | 6557.69 | 8150.03 |
| 2 | ARUNACHAL PRADESH | 118.06 | 97.05 | 215.11 | 10.51 | 5.95 | 16.46 | 128.57 | 103.00 | 231.57 |
| 3 | ASSAM | 92.40 | 3393.08 | 3485.48 | 109.20 | 71.50 | 180.70 | 201.60 | 3464.58 | 3666.18 |
| 4 | BIHAR | 717.53 | 4274.93 | 4992.46 | 117.74 | 266.08 | 383.82 | 835.27 | 4541.01 | 5376.28 |
| 5 | CHHATTISGARH | 885.41 | 726.36 | 1611.77 | 102.15 | 496.32 | 598.47 | 987.56 | 1222.68 | 2210.24 |
| 6 | GOA | 102.67 | 261.15 | 363.82 | 28.42 | 38.78 | 67.20 | 131.09 | 299.93 | 431.02 |
| 7 | GUJARAT | 453.19 | 3876.05 | 4329.24 | 399.82 | 440.64 | 840.46 | 853.01 | 4316.69 | 5169.70 |
| 8 | HARYANA | 270.42 | 1840.69 | 2111.11 | 176.11 | 308.98 | 485.09 | 446.53 | 2149.67 | 2596.20 |
| 9 | HIMACHAL PRADESH | 187.23 | 1057.38 | 1244.61 | 65.61 | 57.03 | 122.64 | 252.84 | 1114.41 | 1367.25 |
| 10 | JAMMU & KASHMIR | 167.75 | 986.06 | 1153.81 | .47 | 218.55 | 219.02 | 168.22 | 1204.61 | 1372.83 |
| 11 | JHARKHAND | 442.28 | 1535.01 | 1977.29 | 115.74 | 284.53 | 400.27 | 558.02 | 1819.54 | 2377.56 |
| 12 | KARNATAKA | 1293.13 | 4397.71 | 5690.84 | 360.97 | 483.91 | 844.88 | 1654.10 | 4881.62 | 6535.72 |
| 13 | KERALA | 147.21 | 4637.36 | 4784.57 | 285.49 | 521.20 | 806.69 | 432.70 | 5158.56 | 5591.26 |
| 14 | MADHYA PRADESH | 768.78 | 2666.24 | 3435.02 | 554.68 | 348.33 | 903.01 | 1323.46 | 3014.57 | 4338.03 |
| 15 | MAHARASHTRA | 782.20 | 11529.45 | 12311.65 | 972.00 | 1527.40 | 2499.40 | 1754.20 | 13056.85 | 14811.05 |
| 16 | MANIPUR | 52.53 | 279.36 | 331.89 | 18.15 | 24.34 | 42.49 | 70.68 | 303.70 | 374.38 |
| 17 | MEGHALAYA | 95.46 | 209.40 | 304.86 | 40.88 | 12.74 | 53.62 | 136.34 | 222.14 | 358.48 |
| 18 | MIZORAM | 107.92 | 151.56 | 259.48 | 25.76 | 6.81 | 32.57 | 133.68 | 158.37 | 292.05 |
| 19 | NAGALAND | 50.70 | 245.50 | 296.20 | 19.17 | 22.77 | 41.94 | 69.87 | 268.27 | 338.14 |
| 20 | ORISSA | 301.70 | 2196.83 | 2498.53 | 104.51 | 228.39 | 332.90 | 406.21 | 2425.22 | 2831.43 |
| 21 | PUNJAB | 216.05 | 2265.14 | 2481.19 | 13.50 | 253.31 | 266.81 | 229.55 | 2518.45 | 2748.00 |
| 22 | RAJASTHAN | 474.45 | 4313.99 | 4788.44 | 53.76 | 230.95 | 284.71 | 528.21 | 4544.94 | 5073.15 |
| 23 | SIKKIM | 70.10 | 119.71 | 189.81 | 18.34 | 5.09 | 23.43 | 88.44 | 124.80 | 213.24 |
| 24 | TAMIL NADU | 359.13 | 6372.21 | 6731.34 | 478.17 | 720.81 | 1198.98 | 837.30 | 7093.02 | 7930.32 |
| 25 | TRIPURA | 28.74 | 447.09 | 475.83 | 35.96 | 6.63 | 42.59 | 64.70 | 453.72 | 518.42 |
| 26 | UTTARAKHAND | 220.03 | 1053.23 | 1273.26 | 76.11 | 75.25 | 151.36 | 296.14 | 1128.48 | 1424.62 |
| 27 | UTTAR PRADESH | 1190.64 | 8456.11 | 9646.75 | 1181.15 | 938.75 | 2119.90 | 2371.79 | 9394.86 | 11766.65 |
| 28 | WEST BENGAL | 778.39 | 5419.47 | 6197.86 | 80.10 | 318.83 | 398.93 | 858.49 | 5738.30 | 6596.79 |
| TOTAL (STATES) | | 10903.37 | 78159.13 | 89062.50 | 6507.54 | 9120.55 | 15628.09 | 17410.91 | 87279.68 | 104690.59 |
| 29 | A. & N. ISLANDS | 38.70 | 87.37 | 126.07 | 5.72 | 4.70 | 10.42 | 44.42 | 92.07 | 136.49 |
| 30 | CHANDIGARH | 24.23 | 161.94 | 186.17 | 22.78 | 38.34 | 61.12 | 47.01 | 200.28 | 247.29 |
| 31 | DADRA & NAGAR HAVELI | 10.13 | 13.20 | 23.33 | .68 | .47 | 1.15 | 10.81 | 13.67 | 24.48 |
| 32 | DAMAN & DIU | 5.53 | 15.00 | 20.53 | 1.22 | 1.17 | 2.39 | 6.75 | 16.17 | 22.92 |
| 33 | DELHI | 307.30 | 1469.67 | 1776.97 | 49.13 | 94.52 | 143.65 | 356.43 | 1564.19 | 1920.62 |
| 34 | LAKSHADWEEP | 2.59 | 13.87 | 16.46 | 1.27 | 1.69 | 2.96 | 3.86 | 15.56 | 19.42 |
| 35 | PUDUCHERRY | 83.44 | 126.85 | 210.29 | 93.63 | 19.56 | 113.19 | 177.07 | 146.41 | 323.48 |
| TOTAL (U.T.s) | | 471.92 | 1887.90 | 2359.82 | 174.43 | 160.45 | 334.88 | 646.35 | 2048.35 | 2694.70 |
| TOTAL (STATES & U.T.) | | 11375.29 | 80047.03 | 91422.32 | 6681.97 | 9281.00 | 15962.97 | 18057.26 | 89328.03 | 107385.29 |
| CENTRAL TOTAL | | 20744.00 | 3505.00 | 24249.00 | 4084.09 | 2303.66 | 6387.75 | 24828.09 | 5808.66 | 30636.75 |
| GRAND TOTAL | | 32119.29 | 83552.03 | 115671.32 | 10766.06 | 11584.66 | 22350.72 | 42885.35 | 95136.69 | 138022.04 |

..NICNET..

STATEMENT NO (3) : PLAN & NON-PLAN BUDGET PROVISION FOR EDUCATION BY ALL DEPARTMENTS
(REVENUE ACCOUNT)
2007-08 (BUDGET ESTIMATES)

(RUPEES IN CRORES)

| S.NO. | STATE/ UNION TERRITORY | EDUCATION DEPARTMENT | | | OTHER DEPARTMENTS | | | TOTAL | | |
|-----------------------|---------------------------|----------------------|----------|-----------|-------------------|----------|----------|----------|-----------|-----------|
| | | PLAN | NON-PLAN | TOTAL | PLAN | NON-PLAN | TOTAL | PLAN | NON-PLAN | TOTAL |
| 1 | ANDHRA PRADESH | 672.34 | 6025.51 | 6697.85 | 1064.68 | 1905.73 | 2970.41 | 1737.02 | 7931.24 | 9668.26 |
| 2 | ARUNACHAL PRADESH | 103.31 | 102.58 | 205.89 | 8.19 | 6.77 | 14.96 | 111.50 | 109.35 | 220.85 |
| 3 | ASSAM | 86.40 | 3361.74 | 3448.14 | 52.63 | 73.12 | 125.75 | 139.03 | 3434.86 | 3573.89 |
| 4 | BIHAR | 278.58 | 4606.68 | 4885.26 | 178.59 | 276.06 | 454.65 | 457.17 | 4882.74 | 5339.91 |
| 5 | CHHATTISGARH | 922.52 | 851.42 | 1773.94 | 104.02 | 567.77 | 671.79 | 1026.54 | 1419.19 | 2445.73 |
| 6 | GOA | 57.84 | 281.95 | 339.79 | 32.49 | 40.92 | 73.41 | 90.33 | 322.87 | 413.20 |
| 7 | GUJARAT | 622.87 | 3983.59 | 4606.46 | 460.47 | 428.71 | 889.18 | 1083.34 | 4412.30 | 5495.64 |
| 8 | HARYANA | 371.39 | 2141.90 | 2513.29 | 228.30 | 339.63 | 567.93 | 599.69 | 2481.53 | 3081.22 |
| 9 | HIMACHAL PRADESH | 184.52 | 1286.33 | 1470.85 | 77.16 | 55.92 | 133.08 | 261.68 | 1342.25 | 1603.93 |
| 10 | JAMMU & KASHMIR | 187.74 | 1048.48 | 1236.22 | 2.00 | 234.87 | 236.87 | 189.74 | 1283.35 | 1473.09 |
| 11 | JHARKHAND | 575.62 | 1437.57 | 2013.19 | 160.61 | 274.92 | 435.53 | 736.23 | 1712.49 | 2448.72 |
| 12 | KARNATAKA | 1408.66 | 5323.47 | 6732.13 | 386.49 | 635.20 | 1021.69 | 1795.15 | 5958.67 | 7753.82 |
| 13 | KERALA | 141.35 | 5908.68 | 6050.03 | 236.03 | 553.61 | 789.64 | 377.38 | 6462.29 | 6839.67 |
| 14 | MADHYA PRADESH | 1002.79 | 2953.48 | 3956.27 | 723.29 | 369.89 | 1093.18 | 1726.08 | 3323.37 | 5049.45 |
| 15 | MAHARASHTRA | 657.13 | 11430.65 | 12087.78 | 921.64 | 1552.89 | 2474.53 | 1578.77 | 12983.54 | 14562.31 |
| 16 | MANIPUR | 53.13 | 286.48 | 339.61 | 22.04 | 21.95 | 43.99 | 75.17 | 308.43 | 383.60 |
| 17 | MEGHALAYA | 144.41 | 226.18 | 370.59 | 58.69 | 13.84 | 72.53 | 203.10 | 240.02 | 443.12 |
| 18 | MIZORAM | 98.91 | 171.07 | 269.98 | 24.51 | 7.26 | 31.77 | 123.42 | 178.33 | 301.75 |
| 19 | NAGALAND | 30.54 | 274.79 | 305.33 | 19.32 | 24.79 | 44.11 | 49.86 | 299.58 | 349.44 |
| 20 | ORISSA | 364.59 | 2362.35 | 2726.94 | 130.13 | 308.77 | 438.90 | 494.72 | 2671.12 | 3165.84 |
| 21 | PUNJAB | 222.87 | 2529.24 | 2752.11 | 43.86 | 268.98 | 312.84 | 266.73 | 2798.22 | 3064.95 |
| 22 | RAJASTHAN | 402.46 | 4786.56 | 5189.02 | 76.72 | 249.41 | 326.13 | 479.18 | 5035.97 | 5515.15 |
| 23 | SIKKIM | 71.93 | 131.04 | 202.97 | 24.20 | 5.67 | 29.87 | 96.13 | 136.71 | 232.84 |
| 24 | TAMIL NADU | 674.17 | 7422.35 | 8096.52 | 460.53 | 903.36 | 1363.89 | 1134.70 | 8325.71 | 9460.41 |
| 25 | TRIPURA | 14.51 | 545.70 | 560.21 | 42.35 | 8.07 | 50.42 | 56.86 | 553.77 | 610.63 |
| 26 | UTTARAKHAND | 266.84 | 1204.64 | 1471.48 | 150.03 | 98.09 | 248.12 | 416.87 | 1302.73 | 1719.60 |
| 27 | UTTAR PRADESH | 582.99 | 9349.58 | 9932.57 | 1013.17 | 1915.43 | 2928.60 | 1596.16 | 11265.01 | 12861.17 |
| 28 | WEST BENGAL | 621.20 | 5666.87 | 6288.07 | 90.83 | 375.86 | 466.69 | 712.03 | 6042.73 | 6754.76 |
| TOTAL (STATES) | | 10821.61 | 85700.88 | 96522.49 | 6792.97 | 11517.49 | 18310.46 | 17614.58 | 97218.37 | 114832.95 |
| 29 | A. & N. ISLANDS | 39.65 | 89.87 | 129.52 | 5.41 | 4.92 | 10.33 | 45.06 | 94.79 | 139.85 |
| 30 | CHANDIGARH | 30.28 | 167.00 | 197.28 | 20.00 | 41.48 | 61.48 | 50.28 | 208.48 | 258.76 |
| 31 | DADRA & NAGAR HAVELI | 10.96 | 13.68 | 24.64 | .40 | .37 | .77 | 11.36 | 14.05 | 25.41 |
| 32 | DAMAN & DIU | 4.99 | 15.48 | 20.47 | 1.08 | 1.17 | 2.25 | 6.07 | 16.65 | 22.72 |
| 33 | DELHI | 484.90 | 1691.29 | 2176.19 | 67.50 | 104.03 | 171.53 | 552.40 | 1795.32 | 2347.72 |
| 34 | LAKSHADWEEP | 3.62 | 14.10 | 17.72 | 2.57 | 1.74 | 4.31 | 6.19 | 15.84 | 22.03 |
| 35 | PUDUCHERRY | 90.20 | 131.85 | 222.05 | 85.84 | 20.08 | 105.92 | 176.04 | 151.93 | 327.97 |
| TOTAL (U.T.s) | | 664.60 | 2123.27 | 2787.87 | 182.80 | 173.79 | 356.59 | 847.40 | 2297.06 | 3144.46 |
| TOTAL (STATES & U.T.) | | 11486.21 | 87824.15 | 99310.36 | 6975.77 | 11691.28 | 18667.05 | 18461.98 | 99515.43 | 117977.41 |
| CENTRAL TOTAL | | 28671.50 | 3680.22 | 32351.72 | 4679.63 | 2311.23 | 6990.86 | 33351.13 | 5991.45 | 39342.58 |
| GRAND TOTAL | | 40157.71 | 91504.37 | 131662.08 | 11655.40 | 14002.51 | 25657.91 | 51813.11 | 105506.88 | 157319.99 |

..NICNET..

STATEMENT NO (3-A) : PERCENTAGE OF TOTAL PLAN & NON-PLAN BUDGETED EXPENDITURE ON EDUCATION
DEPARTMENT TO THE TOTAL STATE PLAN & NON-PLAN BUDGETED EXPENDITURE
(REVENUE ACCOUNT)

| S.NO. | STATE/ UNION TERRITORY | 2005-06 (ACTUALS) | | | 2006-07 (R.E.) | | | 2007-08 (B.E.) | | |
|----------------------|---------------------------|-------------------|----------|-------|----------------|----------|-------|----------------|----------|-------|
| | | PLAN | NON-PLAN | TOTAL | PLAN | NON-PLAN | TOTAL | PLAN | NON-PLAN | TOTAL |
| 1 | ANDHRA PRADESH | 7.47 | 16.06 | 14.47 | 4.32 | 16.25 | 13.01 | 4.29 | 15.33 | 12.18 |
| 2 | ARUNACHAL PRADESH | 15.86 | 9.21 | 12.09 | 15.34 | 8.07 | 10.91 | 9.89 | 9.12 | 9.49 |
| 3 | ASSAM | 12.14 | 25.83 | 23.07 | 2.52 | 26.15 | 20.94 | 2.37 | 27.00 | 21.43 |
| 4 | BIHAR | 18.74 | 24.77 | 23.94 | 17.38 | 22.05 | 21.23 | 6.38 | 23.51 | 20.39 |
| 5 | CHHATTISGARH | 26.45 | 12.05 | 15.93 | 26.88 | 10.44 | 15.73 | 22.82 | 11.17 | 15.21 |
| 6 | GOA | 11.61 | 13.85 | 13.42 | 19.39 | 12.81 | 14.16 | 10.26 | 9.98 | 10.02 |
| 7 | GUJARAT | 6.98 | 17.53 | 15.91 | 8.11 | 16.80 | 15.11 | 9.13 | 16.26 | 14.71 |
| 8 | HARYANA | 11.43 | 15.17 | 14.58 | 10.61 | 13.13 | 12.74 | 11.79 | 15.73 | 14.99 |
| 9 | HIMACHAL PRADESH | 13.52 | 18.79 | 17.82 | 16.13 | 18.11 | 17.78 | 15.53 | 20.20 | 19.47 |
| 10 | JAMMU & KASHMIR | .00 | 8.01 | 7.06 | 21.13 | 10.63 | 11.46 | 34.95 | 10.40 | 11.65 |
| 11 | JHARKHAND | 10.33 | 18.99 | 16.02 | 10.58 | 21.77 | 17.60 | 14.29 | 17.77 | 16.61 |
| 12 | KARNATAKA | 20.11 | 16.20 | 16.90 | 15.33 | 16.45 | 16.18 | 14.11 | 18.26 | 17.20 |
| 13 | KERALA | 4.50 | 21.22 | 18.30 | 4.62 | 21.37 | 19.23 | 4.51 | 25.08 | 22.66 |
| 14 | MADHYA PRADESH | 14.73 | 13.50 | 13.75 | 13.20 | 15.44 | 14.87 | 14.58 | 15.45 | 15.22 |
| 15 | MAHARASHTRA | 8.82 | 21.49 | 20.21 | 8.35 | 21.31 | 19.40 | 5.73 | 20.29 | 17.83 |
| 16 | MANIPUR | 22.97 | 18.30 | 19.22 | 11.11 | 16.06 | 15.00 | 9.11 | 16.14 | 14.40 |
| 17 | MEGHALAYA | 18.70 | 16.18 | 16.92 | 11.43 | 16.33 | 14.40 | 10.84 | 16.15 | 13.56 |
| 18 | MIZORAM | 19.94 | 13.13 | 15.45 | 17.14 | 12.77 | 14.28 | 17.75 | 14.06 | 15.22 |
| 19 | NAGALAND | 10.31 | 14.51 | 13.65 | 9.19 | 13.76 | 12.68 | 5.66 | 14.35 | 12.44 |
| 20 | ORISSA | 14.35 | 17.21 | 16.76 | 9.56 | 15.98 | 14.78 | 8.87 | 16.51 | 14.80 |
| 21 | PUNJAB | 9.67 | 12.41 | 12.27 | 14.38 | 11.02 | 11.24 | 10.40 | 11.27 | 11.19 |
| 22 | RAJASTHAN | 17.89 | 21.96 | 21.36 | 12.11 | 20.14 | 18.90 | 7.83 | 20.59 | 18.28 |
| 23 | SIKKIM | 22.41 | 7.98 | 10.38 | 17.72 | 7.61 | 9.65 | 15.55 | 6.83 | 8.53 |
| 24 | TAMIL NADU | 5.36 | 17.20 | 15.30 | 4.44 | 19.53 | 16.54 | 7.79 | 20.63 | 18.14 |
| 25 | TRIPURA | 5.56 | 20.59 | 18.00 | 5.46 | 21.21 | 18.07 | 2.50 | 22.34 | 18.53 |
| 26 | UTTARAKHAND | 11.23 | 23.42 | 20.39 | 14.05 | 21.41 | 19.63 | 11.51 | 20.94 | 18.23 |
| 27 | UTTAR PRADESH | 13.77 | 17.77 | 17.22 | 11.92 | 18.11 | 17.02 | 4.19 | 17.33 | 14.63 |
| 28 | WEST BENGAL | 13.62 | 17.96 | 17.36 | 14.87 | 17.93 | 17.48 | 9.34 | 18.18 | 16.62 |
| TOTAL (STATES) | | 12.12 | 17.96 | 17.03 | 10.63 | 17.99 | 16.59 | 8.76 | 18.19 | 16.23 |
| 29 | A. & N. ISLANDS | 12.78 | 6.35 | 7.55 | 11.10 | 8.80 | 9.40 | 10.96 | 11.74 | 11.49 |
| 30 | CHANDIGARH | 17.25 | 15.62 | 15.79 | 17.35 | 15.22 | 15.47 | 20.97 | 15.45 | 16.10 |
| 31 | DADRA & NAGAR HAVELI | 28.63 | 2.39 | 3.79 | 28.87 | 1.80 | 3.03 | 25.78 | 1.56 | 2.68 |
| 32 | DAMAN & DIU | 20.07 | 6.15 | 7.24 | 23.18 | 5.00 | 6.33 | 19.27 | 4.65 | 5.70 |
| 33 | DELHI | 14.29 | 26.77 | 23.62 | 14.30 | 24.95 | 22.10 | 14.52 | 25.52 | 21.83 |
| 34 | LAKSHADWEEP | 7.08 | 5.85 | 6.02 | 7.91 | 5.34 | 5.63 | 5.97 | 5.39 | 5.50 |
| 35 | PUDUCHERRY | 10.09 | 10.28 | 10.22 | 11.88 | 10.27 | 10.86 | 10.19 | 10.42 | 10.33 |
| TOTAL (U.T.) | | 13.40 | 18.43 | 17.27 | 13.75 | 18.02 | 16.97 | 13.67 | 18.94 | 17.35 |
| TOTAL (STATES & UTS) | | 12.17 | 17.97 | 17.04 | 10.73 | 17.99 | 16.59 | 8.95 | 18.20 | 16.26 |
| CENTER TOTAL | | 13.01 | 1.00 | 4.05 | 14.35 | .97 | 4.79 | 16.44 | .96 | 5.80 |
| GRAND TOTAL | | 12.68 | 10.08 | 10.62 | 12.82 | 10.35 | 10.94 | 13.27 | 10.57 | 11.27 |

..NICNET..

STATEMENT NO (3-B) : PERCENTAGE OF TOTAL PLAN & NON-PLAN BUDGETED EXPENDITURE ON EDUCATION & OTHER
DEPARTMENT TO THE TOTAL STATE PLAN & NON-PLAN BUDGETED EXPENDITURE
(REVENUE ACCOUNT)

| S.NO. | STATE/ UNION TERRITORY | 2005-06 (ACTUALS) | | | 2006-07 (R.E.) | | | 2007-08 (B.E.) | | |
|----------------------|---------------------------|-------------------|----------|-------|----------------|----------|-------|----------------|----------|-------|
| | | PLAN | NON-PLAN | TOTAL | PLAN | NON-PLAN | TOTAL | PLAN | NON-PLAN | TOTAL |
| 1 | ANDHRA PRADESH | 20.31 | 19.51 | 19.65 | 12.99 | 19.91 | 18.03 | 11.09 | 20.17 | 17.58 |
| 2 | ARUNACHAL PRADESH | 16.20 | 9.75 | 12.55 | 16.71 | 8.57 | 11.74 | 10.68 | 9.73 | 10.18 |
| 3 | ASSAM | 14.12 | 26.39 | 23.91 | 5.49 | 26.70 | 22.02 | 3.82 | 27.58 | 22.21 |
| 4 | BIHAR | 20.55 | 26.20 | 25.42 | 20.23 | 23.43 | 22.87 | 10.47 | 24.92 | 22.29 |
| 5 | CHHATTISGARH | 29.15 | 19.86 | 22.36 | 29.98 | 17.58 | 21.57 | 25.39 | 18.62 | 20.97 |
| 6 | GOA | 16.67 | 15.81 | 15.97 | 24.76 | 14.71 | 16.78 | 16.02 | 11.42 | 12.19 |
| 7 | GUJARAT | 14.36 | 19.50 | 18.71 | 15.27 | 18.71 | 18.04 | 15.88 | 18.01 | 17.55 |
| 8 | HARYANA | 16.79 | 16.99 | 16.96 | 17.51 | 15.33 | 15.67 | 19.03 | 18.22 | 18.38 |
| 9 | HIMACHAL PRADESH | 18.72 | 19.72 | 19.54 | 21.78 | 19.09 | 19.53 | 22.02 | 21.08 | 21.23 |
| 10 | JAMMU & KASHMIR | .00 | 9.92 | 8.75 | 21.19 | 12.99 | 13.64 | 35.33 | 12.73 | 13.88 |
| 11 | JHARKHAND | 11.49 | 22.44 | 18.69 | 13.34 | 25.80 | 21.16 | 18.27 | 21.17 | 20.21 |
| 12 | KARNATAKA | 24.80 | 17.74 | 19.02 | 19.61 | 18.26 | 18.59 | 17.98 | 20.44 | 19.81 |
| 13 | KERALA | 12.34 | 23.67 | 21.69 | 13.58 | 23.78 | 22.47 | 12.03 | 27.43 | 25.62 |
| 14 | MADHYA PRADESH | 25.72 | 17.38 | 19.09 | 22.72 | 17.45 | 18.78 | 25.10 | 17.39 | 19.43 |
| 15 | MAHARASHTRA | 21.77 | 24.55 | 24.27 | 18.73 | 24.14 | 23.34 | 13.78 | 23.05 | 21.48 |
| 16 | MANIPUR | 27.35 | 19.86 | 21.33 | 14.94 | 17.46 | 16.92 | 12.89 | 17.38 | 16.27 |
| 17 | MEGHALAYA | 22.93 | 17.07 | 18.79 | 16.32 | 17.32 | 16.93 | 15.25 | 17.14 | 16.22 |
| 18 | MIZORAM | 22.55 | 13.66 | 16.69 | 21.23 | 13.34 | 16.07 | 22.15 | 14.66 | 17.01 |
| 19 | NAGALAND | 12.62 | 15.88 | 15.21 | 12.67 | 15.03 | 14.47 | 9.23 | 15.65 | 14.24 |
| 20 | ORISSA | 16.70 | 19.17 | 18.79 | 12.88 | 17.64 | 16.75 | 12.04 | 18.66 | 17.19 |
| 21 | PUNJAB | 11.77 | 13.77 | 13.66 | 15.27 | 12.25 | 12.45 | 12.45 | 12.47 | 12.46 |
| 22 | RAJASTHAN | 19.41 | 23.16 | 22.61 | 13.48 | 21.22 | 20.02 | 9.32 | 21.67 | 19.43 |
| 23 | SIKKIM | 26.71 | 8.30 | 11.37 | 22.36 | 7.94 | 10.84 | 20.78 | 7.13 | 9.78 |
| 24 | TAMIL NADU | 13.34 | 19.21 | 18.27 | 10.36 | 21.74 | 19.48 | 13.12 | 23.14 | 21.20 |
| 25 | TRIPURA | 12.86 | 20.84 | 19.47 | 12.30 | 21.53 | 19.68 | 9.79 | 22.67 | 20.20 |
| 26 | UTTARAKHAND | 14.75 | 25.18 | 22.59 | 18.91 | 22.94 | 21.97 | 17.98 | 22.64 | 21.30 |
| 27 | UTTAR PRADESH | 28.99 | 20.29 | 21.49 | 23.75 | 20.12 | 20.76 | 11.46 | 20.88 | 18.95 |
| 28 | WEST BENGAL | 15.44 | 19.01 | 18.52 | 16.40 | 18.98 | 18.60 | 10.70 | 19.38 | 17.86 |
| TOTAL (STATES) | | 19.12 | 20.19 | 20.02 | 16.97 | 20.09 | 19.50 | 14.26 | 20.63 | 19.31 |
| 29 | A. & N. ISLANDS | 14.70 | 6.71 | 8.21 | 12.74 | 9.28 | 10.18 | 12.46 | 12.38 | 12.41 |
| 30 | CHANDIGARH | 36.53 | 19.52 | 21.28 | 33.67 | 18.82 | 20.55 | 34.82 | 19.28 | 21.11 |
| 31 | DADRA & NAGAR HAVELI | 30.69 | 2.45 | 3.96 | 30.79 | 1.86 | 3.18 | 26.72 | 1.60 | 2.77 |
| 32 | DAMAN & DIU | 25.12 | 6.62 | 8.06 | 28.29 | 5.38 | 7.07 | 23.44 | 5.00 | 6.33 |
| 33 | DELHI | 16.27 | 28.56 | 25.45 | 16.59 | 26.55 | 23.89 | 16.54 | 27.09 | 23.56 |
| 34 | LAKSHADWEEP | 11.38 | 6.52 | 7.17 | 11.78 | 5.99 | 6.64 | 10.21 | 6.06 | 6.84 |
| 35 | PUDUCHERRY | 17.70 | 11.88 | 13.99 | 25.20 | 11.86 | 16.70 | 19.89 | 12.01 | 15.26 |
| TOTAL (U.T.) | | 17.45 | 20.08 | 19.47 | 18.84 | 19.55 | 19.37 | 17.43 | 20.50 | 19.57 |
| TOTAL (STATES & UTs) | | 19.05 | 20.19 | 20.01 | 17.03 | 20.08 | 19.49 | 14.38 | 20.63 | 19.31 |
| CENTER TOTAL | | 15.93 | 1.64 | 5.28 | 17.17 | 1.60 | 6.05 | 19.13 | 1.56 | 7.05 |
| GRAND TOTAL | | 17.16 | 11.57 | 12.73 | 17.11 | 11.79 | 13.05 | 17.12 | 12.18 | 13.46 |

..NICNET..

STATEMENT NO (4) : TOTAL STATE BUDGETED EXPENDITURE ON EDUCATION & TRAINING (REVENUE ACCOUNT)

(RUPEES IN THOUSANDS)

| S.NO. | STATE/ UNION TERRITORY | TOTAL STATE BUDGET | 2005-06 (ACTUALS) | | TOTAL STATE BUDGET | 2006-07 (R.E.) | | TOTAL STATE BUDGET | 2007-08 (B.E.) | |
|-------|------------------------|--------------------|--|---------------------------|--------------------|--|---------------------------|--------------------|--|---------------------------|
| | | | EXP. ON EDN. & TRAN. BY EDU. & OTHER DEPT. | % AGE OF COL(3) TO COL(2) | | EXP. ON EDN. & TRAN. BY EDU. & OTHER DEPT. | % AGE OF COL(6) TO COL(5) | | EXP. ON EDN. & TRAN. BY EDU. & OTHER DEPT. | % AGE OF COL(9) TO COL(8) |
| 1 | 2 | 3 | 4 | 5 | 6 | 7 | 8 | 9 | 10 | |
| 1 | ANDHRA PRADESH | 349153000.00 | 68624465.00 | 19.65 | 451995300.00 | 81500349.00 | 18.03 | 549860400.00 | 96682716.00 | 17.58 |
| 2 | ARUNACHAL PRADESH | 16676400.00 | 2093325.00 | 12.55 | 19721600.00 | 2315654.00 | 11.74 | 21685300.00 | 2208378.00 | 10.18 |
| 3 | ASSAM | 105363100.00 | 25193487.00 | 23.91 | 166476500.00 | 36661725.00 | 22.02 | 160908100.00 | 35739006.00 | 22.21 |
| 4 | BIHAR | 177559900.00 | 45143856.00 | 25.42 | 235127400.00 | 53762756.00 | 22.87 | 239577600.00 | 53399091.00 | 22.29 |
| 5 | CHHATTISGARH | 74571400.00 | 16675503.00 | 22.36 | 102479600.00 | 22102411.00 | 21.57 | 116656200.00 | 24457358.00 | 20.97 |
| 6 | GOA | 21907100.00 | 3498451.00 | 15.97 | 25686700.00 | 4310290.00 | 16.78 | 33899100.00 | 4131952.00 | 12.19 |
| 7 | GUJARAT | 254655000.00 | 47643184.00 | 18.71 | 286570500.00 | 51696946.00 | 18.04 | 313133500.00 | 54956284.00 | 17.55 |
| 8 | HARYANA | 126398900.00 | 21434410.00 | 16.96 | 165712500.00 | 25962122.00 | 15.67 | 167685500.00 | 30812249.00 | 18.38 |
| 9 | HIMACHAL PRADESH | 64661500.00 | 12632368.00 | 19.54 | 70000100.00 | 13672533.00 | 19.53 | 75556000.00 | 16039310.00 | 21.23 |
| 10 | JAMMU & KASHMIR | 97240100.00 | 8510258.00 | 8.75 | 100668400.00 | 13728303.00 | 13.64 | 106158500.00 | 14730960.00 | 13.88 |
| 11 | JHARKHAND | 97559400.00 | 18232984.00 | 18.69 | 112343300.00 | 23775618.00 | 21.16 | 121189500.00 | 24487219.00 | 20.21 |
| 12 | KARNATAKA | 280409000.00 | 53327400.00 | 19.02 | 351642600.00 | 65357298.00 | 18.59 | 391354400.00 | 77538178.00 | 19.81 |
| 13 | KERALA | 184237000.00 | 39969228.00 | 21.69 | 248835000.00 | 55912580.00 | 22.47 | 266969000.00 | 68396728.00 | 25.62 |
| 14 | MADHYA PRADESH | 205634700.00 | 39248741.00 | 19.09 | 230964800.00 | 43380446.00 | 18.78 | 259891100.00 | 50494401.00 | 19.43 |
| 15 | MAHARASHTRA | 522798500.00 | 126867687.00 | 24.27 | 634598800.00 | 148110452.00 | 23.34 | 677881900.00 | 145623200.00 | 21.48 |
| 16 | MANIPUR | 20045000.00 | 4275599.00 | 21.33 | 22122000.00 | 3743831.00 | 16.92 | 23581500.00 | 3835949.00 | 16.27 |
| 17 | MEGHALAYA | 16744800.00 | 3146675.00 | 18.79 | 21177600.00 | 3584864.00 | 16.93 | 27320900.00 | 4431172.00 | 16.22 |
| 18 | MIZORAM | 15880000.00 | 2649771.00 | 16.69 | 18170100.00 | 2920514.00 | 16.07 | 17735100.00 | 3017463.00 | 17.01 |
| 19 | NAGALAND | 20605100.00 | 3134988.00 | 15.21 | 23361800.00 | 3381385.00 | 14.47 | 24543500.00 | 3494423.00 | 14.24 |
| 20 | ORISSA | 136035300.00 | 25559771.00 | 18.79 | 169008000.00 | 28314341.00 | 16.75 | 184214700.00 | 31658428.00 | 17.19 |
| 21 | PUNJAB | 182084200.00 | 24881456.00 | 13.66 | 220655600.00 | 27479975.00 | 12.45 | 245889700.00 | 30649430.00 | 12.46 |
| 22 | RAJASTHAN | 214992000.00 | 48614108.00 | 22.61 | 253371100.00 | 50731493.00 | 20.02 | 283847300.00 | 55151509.00 | 19.43 |
| 23 | SIKKIM | 17676100.00 | 2008891.00 | 11.37 | 19676800.00 | 2132426.00 | 10.84 | 23800200.00 | 2328396.00 | 9.78 |
| 24 | TAMIL NADU | 320086700.00 | 58482775.00 | 18.27 | 407072500.00 | 79303251.00 | 19.48 | 446336700.00 | 94604041.00 | 21.20 |
| 25 | TRIPURA | 23915700.00 | 4655597.00 | 19.47 | 26338800.00 | 5184188.00 | 19.68 | 30233500.00 | 6106359.00 | 20.20 |
| 26 | UTTARAKHAND | 56109700.00 | 12674320.00 | 22.59 | 64852900.00 | 14246119.00 | 21.97 | 80725800.00 | 17196100.00 | 21.30 |
| 27 | UTTAR PRADESH | 466171400.00 | 100174618.00 | 21.49 | 566711800.00 | 117666483.00 | 20.76 | 678713800.00 | 128611663.00 | 18.95 |
| 28 | WEST BENGAL | 311168000.00 | 57628278.00 | 18.52 | 354603900.00 | 65967939.00 | 18.60 | 378250600.00 | 67547590.00 | 17.86 |
| | TOTAL (STATES) | 4380339000.00 | 876982194.00 | 20.02 | 5369946000.00 | 1046906292.00 | 19.50 | 5947599400.00 | 1148329553.00 | 19.31 |
| 29 | A. & N. ISLANDS | 14534969.00 | 1193410.00 | 8.21 | 13412100.00 | 1364834.00 | 10.18 | 11270300.00 | 1398514.00 | 12.41 |
| 30 | CHANDIGARH | 10894436.00 | 2318148.00 | 21.28 | 12036100.00 | 2472881.00 | 20.55 | 12255700.00 | 2587571.00 | 21.11 |
| 31 | DADRA & NAGAR HAVELI | 5793850.00 | 229509.00 | 3.96 | 7692000.00 | 244755.00 | 3.18 | 9181400.00 | 254100.00 | 2.77 |
| 32 | DAMAN & DIU | 2576524.00 | 207763.00 | 8.06 | 3241600.00 | 229200.00 | 7.07 | 3588600.00 | 227200.00 | 6.33 |
| 33 | DELHI | 65153900.00 | 16584370.00 | 25.45 | 80405800.00 | 19206106.00 | 23.89 | 99666500.00 | 23477134.00 | 23.56 |
| 34 | LAKSHADWEEP | 2292686.00 | 164330.00 | 7.17 | 2924800.00 | 194169.00 | 6.64 | 3219800.00 | 220251.00 | 6.84 |
| 35 | PUDUCHERRY | 17944200.00 | 2509627.00 | 13.99 | 19371700.00 | 3234823.00 | 16.70 | 21498600.00 | 3279676.00 | 15.26 |
| | TOTAL (U.T.s) | 119190565.00 | 23207157.00 | 19.47 | 139084100.00 | 26946768.00 | 19.37 | 160680900.00 | 31444446.00 | 19.57 |
| | TOTAL (STATES & U.T.) | 4499529565.00 | 900189351.00 | 20.01 | 5509030100.00 | 1073853060.00 | 19.49 | 6108280300.00 | 1179773999.00 | 19.31 |
| | TOTAL (CENTRE) | 4397610000.00 | 232097677.00 | 5.28 | 5067670000.00 | 306367469.00 | 6.05 | 5579000000.00 | 393425792.00 | 7.05 |
| | GRAND TOTAL | 8897139565.00 | 1132287028.00 | 12.73 | 10576700100.00 | 1380220529.00 | 13.05 | 11687280300.00 | 1573199791.00 | 13.46 |

...NICNET...

STATEMENT NO (5) : PLAN & NONPLAN BUDGETED EXPENDITURE ON EDUCATION OF EDUCATION DEPARTMENT
(REVENUE ACCOUNT)

(RUPEES IN THOUSANDS)

2005-06 (ACTUALS)

| S.NO. | STATE/ UNION TERRITORY | TOTAL EXP. ON EDN. OF THE EDN. DEPARTMENT | PLAN EXP. ON EDN. OF THE EDUCATION DEPARTMENT | % AGE OF COL.(3) TO COL.(2) | NON-PLAN EXP. ON EDN. OF THE EDN. DEPARTMENT | % AGE OF COL.(5) TO COL.(2) |
|-----------------------|---------------------------|--|--|-----------------------------------|---|-----------------------------------|
| 1 | | 2 | 3 | 4 | 5 | 6 |
| 1 | ANDHRA PRADESH | 50506354.00 | 4840639.00 | 9.58 | 45665715.00 | 90.42 |
| 2 | ARUNACHAL PRADESH | 2016911.00 | 1147687.00 | 56.90 | 869224.00 | 43.10 |
| 3 | ASSAM | 24302243.00 | 2583113.00 | 10.63 | 21719130.00 | 89.37 |
| 4 | BIHAR | 42515428.00 | 4555289.00 | 10.71 | 37960139.00 | 89.29 |
| 5 | CHHATTISGARH | 11875499.00 | 5311977.00 | 44.73 | 6563522.00 | 55.27 |
| 6 | GOA | 2940515.00 | 481291.00 | 16.37 | 2459224.00 | 83.63 |
| 7 | GUJARAT | 40508358.00 | 2735822.00 | 6.75 | 37772536.00 | 93.25 |
| 8 | HARYANA | 18423108.00 | 2302237.00 | 12.50 | 16120871.00 | 87.50 |
| 9 | HIMACHAL PRADESH | 11524841.00 | 1599496.00 | 13.88 | 9925345.00 | 86.12 |
| 10 | JAMMU & KASHMIR | 6869161.00 | 0.00 | .00 | 6869161.00 | 100.00 |
| 11 | JHARKHAND | 15632353.00 | 3453164.00 | 22.09 | 12179189.00 | 77.91 |
| 12 | KARNATAKA | 47399379.00 | 10193951.00 | 21.51 | 37205428.00 | 78.49 |
| 13 | KERALA | 33713535.00 | 1445782.00 | 4.29 | 32267753.00 | 95.71 |
| 14 | MADHYA PRADESH | 28273923.00 | 6205263.00 | 21.95 | 22068660.00 | 78.05 |
| 15 | MAHARASHTRA | 105650224.00 | 4678899.00 | 4.43 | 100971325.00 | 95.57 |
| 16 | MANIPUR | 3851953.00 | 904214.00 | 23.47 | 2947739.00 | 76.53 |
| 17 | MEGHALAYA | 2833609.00 | 919261.00 | 32.44 | 1914348.00 | 67.56 |
| 18 | MIZORAM | 2453035.00 | 1076636.00 | 43.89 | 1376399.00 | 56.11 |
| 19 | NAGALAND | 2811894.00 | 435362.00 | 15.48 | 2376532.00 | 84.52 |
| 20 | ORISSA | 22806177.00 | 3031042.00 | 13.29 | 19775135.00 | 86.71 |
| 21 | PUNJAB | 22341476.00 | 928866.00 | 4.16 | 21412610.00 | 95.84 |
| 22 | RAJASTHAN | 45931656.00 | 5602654.00 | 12.20 | 40329002.00 | 87.80 |
| 23 | SIKKIM | 1834339.00 | 659161.00 | 35.93 | 1175178.00 | 64.07 |
| 24 | TAMIL NADU | 48984200.00 | 2750611.00 | 5.62 | 46233589.00 | 94.38 |
| 25 | TRIPURA | 4303833.00 | 229181.00 | 5.33 | 4074652.00 | 94.67 |
| 26 | UTTARAKHAND | 11438333.00 | 1568532.00 | 13.71 | 9869801.00 | 86.29 |
| 27 | UTTAR PRADESH | 80256935.00 | 8873183.00 | 11.06 | 71383752.00 | 88.94 |
| 28 | WEST BENGAL | 54024326.00 | 5847009.00 | 10.82 | 48177317.00 | 89.18 |
| TOTAL (STATES) | | 746023598.00 | 84360322.00 | 11.31 | 661663276.00 | 88.69 |
| 29 | A. & N. ISLANDS | 1097965.00 | 348381.00 | 31.73 | 749584.00 | 68.27 |
| 30 | CHANDIGARH | 1720271.00 | 194388.00 | 11.30 | 1525883.00 | 88.70 |
| 31 | DADRA & NAGAR HAVELI | 219725.00 | 88548.00 | 40.30 | 131177.00 | 59.70 |
| 32 | DAMAN & DIU | 186458.00 | 40252.00 | 21.59 | 146206.00 | 78.41 |
| 33 | DELHI | 15386416.00 | 2352616.00 | 15.29 | 13033800.00 | 84.71 |
| 34 | LAKSHADWEEP | 137953.00 | 21645.00 | 15.69 | 116308.00 | 84.31 |
| 35 | PUDUCHERRY | 1833011.00 | 654684.00 | 35.72 | 1178327.00 | 64.28 |
| TOTAL (U.T.s) | | 20581799.00 | 3700514.00 | 17.98 | 16881285.00 | 82.02 |
| TOTAL (STATES & U.T.) | | 766605397.00 | 88060836.00 | 11.49 | 678544561.00 | 88.51 |
| TOTAL (CENTRE) | | 178231634.00 | 145525237.00 | 81.65 | 32706397.00 | 18.35 |
| GRAND TOTAL | | 944837031.00 | 233586073.00 | 24.72 | 711250958.00 | 75.28 |

...NICNET...

STATEMENT NO (5) : PLAN & NONPLAN BUDGETED EXPENDITURE ON EDUCATION OF EDUCATION DEPARTMENT
(REVENUE ACCOUNT)

(RUPEES IN THOUSANDS)

2006-07 (REVISED ESTIMATES)

| S.NO. | STATE/ UNION TERRITORY | TOTAL EXP. ON EDN. OF THE EDN. DEPARTMENT | PLAN EXP. ON EDN. OF THE EDUCATION DEPARTMENT | % AGE OF COL.(8) TO COL.(7) | NON-PLAN EXP. ON EDN. OF THE EDN. DEPARTMENT | % AGE OF COL.(10) TO COL.(7) |
|-----------------------|---------------------------|--|--|-----------------------------------|---|------------------------------------|
| 1 | | 7 | 8 | 9 | 10 | 11 |
| 1 | ANDHRA PRADESH | 58802840.00 | 5292725.00 | 9.00 | 53510115.00 | 91.00 |
| 2 | ARUNACHAL PRADESH | 2151136.00 | 1180643.00 | 54.88 | 970493.00 | 45.12 |
| 3 | ASSAM | 34854763.00 | 923970.00 | 2.65 | 33930793.00 | 97.35 |
| 4 | BIHAR | 49924581.00 | 7175272.00 | 14.37 | 42749309.00 | 85.63 |
| 5 | CHHATTISGARH | 16117634.00 | 8854067.00 | 54.93 | 7263567.00 | 45.07 |
| 6 | GOA | 3638273.00 | 1026744.00 | 28.22 | 2611529.00 | 71.78 |
| 7 | GUJARAT | 43292326.00 | 4531852.00 | 10.47 | 38760474.00 | 89.53 |
| 8 | HARYANA | 21111185.00 | 2704244.00 | 12.81 | 18406941.00 | 87.19 |
| 9 | HIMACHAL PRADESH | 12446102.00 | 1872310.00 | 15.04 | 10573792.00 | 84.96 |
| 10 | JAMMU & KASHMIR | 11538122.00 | 1677529.00 | 14.54 | 9860593.00 | 85.46 |
| 11 | JHARKHAND | 19772898.00 | 4422830.00 | 22.37 | 15350068.00 | 77.63 |
| 12 | KARNATAKA | 56908415.00 | 12931288.00 | 22.72 | 43977127.00 | 77.28 |
| 13 | KERALA | 47845694.00 | 1472094.00 | 3.08 | 46373600.00 | 96.92 |
| 14 | MADHYA PRADESH | 34350266.00 | 7687842.00 | 22.38 | 26662424.00 | 77.62 |
| 15 | MAHARASHTRA | 123116505.00 | 7821995.00 | 6.35 | 115294510.00 | 93.65 |
| 16 | MANIPUR | 3318907.00 | 525259.00 | 15.83 | 2793648.00 | 84.17 |
| 17 | MEGHALAYA | 3048598.00 | 954550.00 | 31.31 | 2094048.00 | 68.69 |
| 18 | MIZORAM | 2594845.00 | 1079218.00 | 41.59 | 1515627.00 | 58.41 |
| 19 | NAGALAND | 2962005.00 | 507012.00 | 17.12 | 2454993.00 | 82.88 |
| 20 | ORISSA | 24985260.00 | 3016960.00 | 12.07 | 21968300.00 | 87.93 |
| 21 | PUNJAB | 24811875.00 | 2160480.00 | 8.71 | 22651395.00 | 91.29 |
| 22 | RAJASTHAN | 47884388.00 | 4744467.00 | 9.91 | 43139921.00 | 90.09 |
| 23 | SIKKIM | 1898117.00 | 700988.00 | 36.93 | 1197129.00 | 63.07 |
| 24 | TAMIL NADU | 67313394.00 | 3591305.00 | 5.34 | 63722089.00 | 94.66 |
| 25 | TRIPURA | 4758332.00 | 287417.00 | 6.04 | 4470915.00 | 93.96 |
| 26 | UTTARAKHAND | 12732597.00 | 2200331.00 | 17.28 | 10532266.00 | 82.72 |
| 27 | UTTAR PRADESH | 96467455.00 | 11906373.00 | 12.34 | 84561082.00 | 87.66 |
| 28 | WEST BENGAL | 61978576.00 | 7783926.00 | 12.56 | 54194650.00 | 87.44 |
| TOTAL (STATES) | | 890625089.00 | 109033691.00 | 12.24 | 781591398.00 | 87.76 |
| 29 | A. & N. ISLANDS | 1260700.00 | 387000.00 | 30.70 | 873700.00 | 69.30 |
| 30 | CHANDIGARH | 1861678.00 | 242300.00 | 13.02 | 1619378.00 | 86.98 |
| 31 | DADRA & NAGAR HAVELI | 233300.00 | 101300.00 | 43.42 | 132000.00 | 56.58 |
| 32 | DAMAN & DIU | 205300.00 | 55300.00 | 26.94 | 150000.00 | 73.06 |
| 33 | DELHI | 17769669.00 | 3073000.00 | 17.29 | 14696669.00 | 82.71 |
| 34 | LAKSHADWEEP | 164600.00 | 25900.00 | 15.74 | 138700.00 | 84.26 |
| 35 | PUDUCHERRY | 2102856.00 | 834355.00 | 39.68 | 1268501.00 | 60.32 |
| TOTAL (U.T.s) | | 23598103.00 | 4719155.00 | 20.00 | 18878948.00 | 80.00 |
| TOTAL (STATES & U.T.) | | 914223192.00 | 113752846.00 | 12.44 | 800470346.00 | 87.56 |
| TOTAL (CENTRE) | | 242490000.00 | 207440000.00 | 85.55 | 35050000.00 | 14.45 |
| GRAND TOTAL | | 1156713192.00 | 321192846.00 | 27.77 | 835520346.00 | 72.23 |

...NICNET...

STATEMENT NO (5) : PLAN & NONPLAN BUDGETED EXPENDITURE ON EDUCATION OF EDUCATION DEPARTMENT
(REVENUE ACCOUNT)

(RUPEES IN THOUSANDS)

2007-08 (BUDGET ESTIMATES)

| S.NO. | STATE/ UNION TERRITORY | TOTAL EXP. ON EDN. OF THE EDN. DEPARTMENT | PLAN EXP. ON EDN. OF THE EDUCATION DEPARTMENT | % AGE OF COL.(13) TO COL.(12) | NON-PLAN EXP. ON EDN. OF THE EDN. DEPARTMENT | % AGE OF COL.(15) TO COL.(12) |
|-----------------------|---------------------------|--|--|-------------------------------------|---|-------------------------------------|
| 1 | | 12 | 13 | 14 | 15 | 16 |
| 1 | ANDHRA PRADESH | 66978548.00 | 6723401.00 | 10.04 | 60255147.00 | 89.96 |
| 2 | ARUNACHAL PRADESH | 2058855.00 | 1033100.00 | 50.18 | 1025755.00 | 49.82 |
| 3 | ASSAM | 34481463.00 | 864020.00 | 2.51 | 33617443.00 | 97.49 |
| 4 | BIHAR | 48852632.00 | 2785848.00 | 5.70 | 46066784.00 | 94.30 |
| 5 | CHHATTISGARH | 17739423.00 | 9225207.00 | 52.00 | 8514216.00 | 48.00 |
| 6 | GOA | 3397873.00 | 578355.00 | 17.02 | 2819518.00 | 82.98 |
| 7 | GUJARAT | 46064554.00 | 6228656.00 | 13.52 | 39835898.00 | 86.48 |
| 8 | HARYANA | 25132983.00 | 3713935.00 | 14.78 | 21419048.00 | 85.22 |
| 9 | HIMACHAL PRADESH | 14708477.00 | 1845174.00 | 12.54 | 12863303.00 | 87.46 |
| 10 | JAMMU & KASHMIR | 12362247.00 | 1877430.00 | 15.19 | 10484817.00 | 84.81 |
| 11 | JHARKHAND | 20131944.00 | 5756200.00 | 28.59 | 14375744.00 | 71.41 |
| 12 | KARNATAKA | 67321258.00 | 14086602.00 | 20.92 | 53234656.00 | 79.08 |
| 13 | KERALA | 60500318.00 | 1413500.00 | 2.34 | 59086818.00 | 97.66 |
| 14 | MADHYA PRADESH | 39562657.00 | 10027894.00 | 25.35 | 29534763.00 | 74.65 |
| 15 | MAHARASHTRA | 120877819.00 | 6571293.00 | 5.44 | 114306526.00 | 94.56 |
| 16 | MANIPUR | 3396086.00 | 531275.00 | 15.64 | 2864811.00 | 84.36 |
| 17 | MEGHALAYA | 3705896.00 | 1444050.00 | 38.97 | 2261846.00 | 61.03 |
| 18 | MIZORAM | 2699784.00 | 989110.00 | 36.64 | 1710674.00 | 63.36 |
| 19 | NAGALAND | 3053342.00 | 305436.00 | 10.00 | 2747906.00 | 90.00 |
| 20 | ORISSA | 27269430.00 | 3645914.00 | 13.37 | 23623516.00 | 86.63 |
| 21 | PUNJAB | 27521048.00 | 2228667.00 | 8.10 | 25292381.00 | 91.90 |
| 22 | RAJASTHAN | 51890161.00 | 4024563.00 | 7.76 | 47865598.00 | 92.24 |
| 23 | SIKKIM | 2029648.00 | 719282.00 | 35.44 | 1310366.00 | 64.56 |
| 24 | TAMIL NADU | 80965131.00 | 6741670.00 | 8.33 | 74223461.00 | 91.67 |
| 25 | TRIPURA | 5602094.00 | 145060.00 | 2.59 | 5457034.00 | 97.41 |
| 26 | UTTARAKHAND | 14714863.00 | 2668415.00 | 18.13 | 12046448.00 | 81.87 |
| 27 | UTTAR PRADESH | 99325642.00 | 5829852.00 | 5.87 | 93495790.00 | 94.13 |
| 28 | WEST BENGAL | 62880707.00 | 6211958.00 | 9.88 | 56668749.00 | 90.12 |
| TOTAL (STATES) | | 965224883.00 | 108215867.00 | 11.21 | 857009016.00 | 88.79 |
| 29 | A. & N. ISLANDS | 1295201.00 | 396500.00 | 30.61 | 898701.00 | 69.39 |
| 30 | CHANDIGARH | 1972767.00 | 302800.00 | 15.35 | 1669967.00 | 84.65 |
| 31 | DADRA & NAGAR HAVELI | 246400.00 | 109600.00 | 44.48 | 136800.00 | 55.52 |
| 32 | DAMAN & DIU | 204700.00 | 49900.00 | 24.38 | 154800.00 | 75.62 |
| 33 | DELHI | 21761853.00 | 4849000.00 | 22.28 | 16912853.00 | 77.72 |
| 34 | LAKSHADWEEP | 177150.00 | 36150.00 | 20.41 | 141000.00 | 79.59 |
| 35 | PUDUCHERRY | 2220490.00 | 902019.00 | 40.62 | 1318471.00 | 59.38 |
| TOTAL (U.T.s) | | 27878561.00 | 6645969.00 | 23.84 | 21232592.00 | 76.16 |
| TOTAL (STATES & U.T.) | | 993103444.00 | 114861836.00 | 11.57 | 878241608.00 | 88.43 |
| TOTAL (CENTRE) | | 323517200.00 | 286715000.00 | 88.62 | 36802200.00 | 11.38 |
| GRAND TOTAL | | 1316620644.00 | 401576836.00 | 30.50 | 915043808.00 | 69.50 |

...NICNET...

STATEMENT NO. (6): TOTAL PLAN BUDGETED EXPENDITURE ON EDUCATION BY ALL DEPARTMENTS
(REVENUE ACCOUNT)

(RUPEES IN THOUSANDS)

| SL. NO. | STATE/UNION TERRITORY | 2005-06(ACTUALS) | | | | 2006-07(R.E.) | | | | 2007-08(B.E.) | | | |
|-----------------------|-----------------------|------------------|--------------|--------------|---------------|---------------|--------------|--------------|---------------|---------------|--------------|--------------|---------|
| | | PLAN EXP. | PLAN EXP. | TOTAL PLAN | %AGE OF PLAN | PLAN EXP. | PLAN EXP. | TOTAL PLAN | %AGE OF PLAN | PLAN EXP. | PLAN EXP. | TOTAL PLAN | %AGE OF |
| | | BY EDN. | BY OTHER | EXPENDITURE | EXP. TO TOTAL | BY EDN. | BY OTHER | EXPENDITURE | EXP. TO TOTAL | BY EDN. | BY OTHER | EXPENDITURE | EXP. TO |
| EDN. | DEPARTMENT | DEPERTMENT | EXP. ON EDN. | DEPARTMENT | DEPERTMENT | EXP. ON EDN. | DEPARTMENT | DEPERTMENT | EXP. ON | DEPARTMENT | DEPERTMENT | EXP. ON | |
| 1 | ANDHRA PRADESH | 4840639.00 | 8321810.00 | 13162449.00 | 19.18 | 5292725.00 | 10630736.00 | 15923461.00 | 19.54 | 6723401.00 | 10646826.00 | 17370227.00 | 17.97 |
| 2 | ARUNACHAL PRADESH | 1147687.00 | 24876.00 | 1172563.00 | 56.01 | 1180643.00 | 105051.00 | 1285694.00 | 55.52 | 1033100.00 | 81860.00 | 1114960.00 | 50.49 |
| 3 | ASSAM | 2583113.00 | 420144.00 | 3003257.00 | 11.92 | 923970.00 | 1091977.00 | 2015947.00 | 5.50 | 864020.00 | 526302.00 | 1390322.00 | 3.89 |
| 4 | BIHAR | 4555289.00 | 442209.00 | 4997498.00 | 11.07 | 7175272.00 | 1177380.00 | 8352652.00 | 15.54 | 2785848.00 | 1785899.00 | 4571747.00 | 8.56 |
| 5 | CHHATTISGARH | 5311977.00 | 543242.00 | 5855219.00 | 35.11 | 8854067.00 | 1021549.00 | 9875616.00 | 44.68 | 9225207.00 | 1040246.00 | 10265453.00 | 41.97 |
| 6 | GOA | 481291.00 | 209962.00 | 691253.00 | 19.76 | 1026744.00 | 284186.00 | 1310930.00 | 30.41 | 578355.00 | 324898.00 | 903253.00 | 21.86 |
| 7 | GUJARAT | 2735822.00 | 2894382.00 | 5630204.00 | 11.82 | 4531852.00 | 3998247.00 | 8530099.00 | 16.50 | 6228656.00 | 4604650.00 | 10833306.00 | 19.71 |
| 8 | HARYANA | 2302237.00 | 1080408.00 | 3382645.00 | 15.78 | 2704244.00 | 1761105.00 | 4465349.00 | 17.20 | 3713935.00 | 2283016.00 | 5996951.00 | 19.46 |
| 9 | HIMACHAL PRADESH | 1599496.00 | 615538.00 | 2215034.00 | 17.53 | 1872310.00 | 656111.00 | 2528421.00 | 18.49 | 1845174.00 | 771603.00 | 2616777.00 | 16.31 |
| 10 | JAMMU & KASHMIR | ... | ... | ... | ... | 1677529.00 | 4700.00 | 1682229.00 | 12.25 | 1877430.00 | 20000.00 | 1897430.00 | 12.88 |
| 11 | JHARKHAND | 3453164.00 | 386398.00 | 3839562.00 | 21.06 | 4422830.00 | 1157383.00 | 5580213.00 | 23.47 | 5756200.00 | 1606071.00 | 7362271.00 | 30.07 |
| 12 | KARNATAKA | 10193951.00 | 2374627.00 | 12568578.00 | 23.57 | 12931288.00 | 3609749.00 | 16541037.00 | 25.31 | 14086602.00 | 3864914.00 | 17951516.00 | 23.15 |
| 13 | KERALA | 1445782.00 | 2522785.00 | 3968567.00 | 9.93 | 1472094.00 | 2854903.00 | 4326997.00 | 7.74 | 1413500.00 | 2360271.00 | 3773771.00 | 5.52 |
| 14 | MADHYA PRADESH | 6205263.00 | 4627714.00 | 10832977.00 | 27.60 | 7687842.00 | 5546844.00 | 13234686.00 | 30.51 | 10027894.00 | 7232892.00 | 17260786.00 | 34.18 |
| 15 | MAHARASHTRA | 4678899.00 | 6872157.00 | 11551056.00 | 9.10 | 7821995.00 | 9719961.00 | 17541956.00 | 11.84 | 6571293.00 | 9216447.00 | 15787740.00 | 10.84 |
| 16 | MANIPUR | 904214.00 | 172211.00 | 1076425.00 | 25.18 | 525259.00 | 181526.00 | 706785.00 | 18.88 | 531275.00 | 220380.00 | 751655.00 | 19.60 |
| 17 | MEGHALAYA | 919261.00 | 207915.00 | 1127176.00 | 35.82 | 954550.00 | 408843.00 | 1363393.00 | 38.03 | 1444050.00 | 586908.00 | 2030958.00 | 45.83 |
| 18 | MIZORAM | 1076636.00 | 141055.00 | 1217691.00 | 45.95 | 1079218.00 | 257597.00 | 1336815.00 | 45.77 | 989110.00 | 245104.00 | 1234214.00 | 40.90 |
| 19 | NAGALAND | 435362.00 | 97925.00 | 533287.00 | 17.01 | 507012.00 | 191657.00 | 698669.00 | 20.66 | 305436.00 | 193195.00 | 498631.00 | 14.27 |
| 20 | ORISSA | 3031042.00 | 496404.00 | 3527446.00 | 13.80 | 3016960.00 | 1045136.00 | 4062096.00 | 14.35 | 3645914.00 | 1301286.00 | 4947200.00 | 15.63 |
| 21 | PUNJAB | 928866.00 | 202059.00 | 1130925.00 | 4.55 | 2160480.00 | 134961.00 | 2295441.00 | 8.35 | 2228667.00 | 438565.00 | 2667232.00 | 8.70 |
| 22 | RAJASTHAN | 5602654.00 | 474180.00 | 6076834.00 | 12.50 | 4744467.00 | 537585.00 | 5282052.00 | 10.41 | 4024563.00 | 767241.00 | 4791804.00 | 8.69 |
| 23 | SIKKIM | 659161.00 | 126631.00 | 785792.00 | 39.12 | 700988.00 | 183439.00 | 884427.00 | 41.48 | 719282.00 | 242014.00 | 961296.00 | 41.29 |
| 24 | TAMIL NADU | 2750611.00 | 4102564.00 | 6853175.00 | 11.72 | 3591305.00 | 4781745.00 | 8373050.00 | 10.56 | 6741670.00 | 4605275.00 | 11346945.00 | 11.99 |
| 25 | TRIPURA | 229181.00 | 301291.00 | 530472.00 | 11.39 | 287417.00 | 359597.00 | 647014.00 | 12.48 | 145060.00 | 423546.00 | 568606.00 | 9.31 |
| 26 | UTTARAKHAND | 1568532.00 | 491382.00 | 2059914.00 | 16.25 | 2200331.00 | 761066.00 | 2961397.00 | 20.79 | 2668415.00 | 1500328.00 | 4168743.00 | 24.24 |
| 27 | UTTAR PRADESH | 8873183.00 | 9810811.00 | 18683994.00 | 18.65 | 11906373.00 | 11811538.00 | 23717911.00 | 20.16 | 5829852.00 | 10131715.00 | 15961567.00 | 12.41 |
| 28 | WEST BENGAL | 5847009.00 | 784867.00 | 6631876.00 | 11.51 | 7783926.00 | 801045.00 | 8584971.00 | 13.01 | 6211958.00 | 908281.00 | 7120239.00 | 10.54 |
| TOTAL STATES | | 84360322.00 | 48745547.00 | 133105869.00 | 15.18 | 109033691.00 | 65075617.00 | 174109308.00 | 16.63 | 108215867.00 | 67929733.00 | 176145600.00 | 15.34 |
| 29 | A. & N. ISLANDS | 348381.00 | 52464.00 | 400845.00 | 33.59 | 387000.00 | 57150.00 | 444150.00 | 32.54 | 396500.00 | 54068.00 | 450568.00 | 32.22 |
| 30 | CHANDIGARH | 194388.00 | 217347.00 | 411735.00 | 17.76 | 242300.00 | 227795.00 | 470095.00 | 19.01 | 302800.00 | 200000.00 | 502800.00 | 19.43 |
| 31 | DADRA & NAGAR HAVELI | 88548.00 | 6377.00 | 94925.00 | 41.36 | 101300.00 | 6755.00 | 108055.00 | 44.15 | 109600.00 | 4000.00 | 113600.00 | 44.71 |
| 32 | DAMAN & DIU | 40252.00 | 10114.00 | 50366.00 | 24.24 | 55300.00 | 12200.00 | 67500.00 | 29.45 | 49900.00 | 10800.00 | 60700.00 | 26.72 |
| 33 | DELHI | 2352616.00 | 325577.00 | 2678193.00 | 16.15 | 3073000.00 | 491254.00 | 3564254.00 | 18.56 | 4849000.00 | 675000.00 | 5524000.00 | 23.53 |
| 34 | LAKSHADWEEP | 21645.00 | 13130.00 | 34775.00 | 21.16 | 25900.00 | 12690.00 | 38590.00 | 19.87 | 36150.00 | 25675.00 | 61825.00 | 28.07 |
| 35 | PUDUCHERRY | 654684.00 | 493735.00 | 1148419.00 | 45.76 | 834355.00 | 936339.00 | 1770694.00 | 54.74 | 902019.00 | 858390.00 | 1760409.00 | 53.68 |
| TOTAL U. T. | | 3700514.00 | 1118744.00 | 4819258.00 | 20.77 | 4719155.00 | 1744183.00 | 6463338.00 | 23.99 | 6645969.00 | 1827933.00 | 8473902.00 | 26.95 |
| TOTAL (STATES & UTs) | | 88060836.00 | 49864291.00 | 137925127.00 | 15.32 | 113752846.00 | 66819800.00 | 180572646.00 | 16.82 | 114861836.00 | 69757666.00 | 184619502.00 | 15.65 |
| TOTAL (CENTRE) | | 145525237.00 | 32706593.00 | 178231830.00 | 76.79 | 207440000.00 | 40840900.00 | 248280900.00 | 81.04 | 286715000.00 | 46796275.00 | 333511275.00 | 84.77 |
| GRAND TOTAL | | 233586073.00 | 82570884.00 | 316156957.00 | 27.92 | 321192846.00 | 107660700.00 | 428853546.00 | 31.07 | 401576836.00 | 116553941.00 | 518130777.00 | 32.93 |

STATEMENT NO. (7): PLAN & NON-PLAN BUDGETED EXPENDITURE ON ELEMENTARY EDUCATION

| SL. NO. | STATE/UNION TERRITORY | 2005-06 (ACTUALS) | | | | 2006-07 (R.E.) | | | | 2007-08 (B.E.) | | | |
|---------------------|-----------------------|-------------------|--------------|--------------|----------------------------------|----------------|--------------|--------------|----------------------------------|----------------|--------------|--------------|----------------------------------|
| | | PLAN | NON-PLAN | TOTAL | % AGE TO TOTAL EXP. ON EDUCATION | PLAN | NON-PLAN | TOTAL | % AGE TO TOTAL EXP. ON EDUCATION | PLAN | NON-PLAN | TOTAL | % AGE TO TOTAL EXP. ON EDUCATION |
| | | | | | | | | | | | | | |
| 1 | ANDHRA PRADESH | 3083193.00 | 20518725.00 | 23601918.00 | 46.73 | 3288803.00 | 23735130.00 | 27023933.00 | 45.96 | 3883114.00 | 26606970.00 | 30490084.00 | 45.52 |
| 2 | ARUNACHAL PRADESH | 797324.00 | 509775.00 | 1307099.00 | 64.81 | 808017.00 | 579182.00 | 1387199.00 | 64.49 | 640700.00 | 608884.00 | 1249584.00 | 60.69 |
| 3 | ASSAM | 1712923.00 | 12491353.00 | 14204276.00 | 58.45 | 469830.00 | 20917269.00 | 21387099.00 | 61.36 | 479000.00 | 20392103.00 | 20871103.00 | 60.53 |
| 4 | BIHAR | 4322871.00 | 22423027.00 | 26745898.00 | 62.91 | 6230110.00 | 25632279.00 | 31862389.00 | 63.82 | 1943500.00 | 28527751.00 | 30471251.00 | 62.37 |
| 5 | CHHATTISGARH | 3279692.00 | 4529907.00 | 7809599.00 | 65.76 | 5585212.00 | 4942502.00 | 10527714.00 | 65.32 | 5329445.00 | 6318619.00 | 11648064.00 | 65.66 |
| 6 | COA | 56447.00 | 580282.00 | 636729.00 | 21.65 | 82275.00 | 618314.00 | 700589.00 | 19.26 | 82099.00 | 686969.00 | 769068.00 | 22.63 |
| 7 | GUJARAT | 1724709.00 | 20325841.00 | 22050550.00 | 54.43 | 3033245.00 | 21619308.00 | 24652553.00 | 56.94 | 3507334.00 | 21264684.00 | 24772018.00 | 53.78 |
| 8 | HARYANA | 708504.00 | 7864085.00 | 8572589.00 | 46.53 | 663800.00 | 8781951.00 | 9445751.00 | 44.74 | 752945.00 | 10175941.00 | 10928886.00 | 43.48 |
| 9 | HIMACHAL PRADESH | 679536.00 | 5511780.00 | 6191316.00 | 53.72 | 1353495.00 | 5831723.00 | 7185218.00 | 57.73 | 1193075.00 | 8284632.00 | 9477707.00 | 64.44 |
| 10 | JAMMU & KASHMIR | 0.00 | 3313246.00 | 3313246.00 | 48.23 | 1648418.00 | 3886630.00 | 5535048.00 | 47.97 | 1737000.00 | 4149405.00 | 5886405.00 | 47.62 |
| 11 | JHARKHAND | 2369095.00 | 8430344.00 | 10799439.00 | 69.08 | 3025135.00 | 10494262.00 | 13519397.00 | 68.37 | 4351500.00 | 9598051.00 | 13949551.00 | 69.29 |
| 12 | KARNATAKA | 7315214.00 | 19355691.00 | 26670905.00 | 56.27 | 7649992.00 | 23395329.00 | 31045321.00 | 54.55 | 8235276.00 | 29431746.00 | 37667022.00 | 55.95 |
| 13 | KERALA | 237575.00 | 13663188.00 | 13900763.00 | 41.23 | 0.00 | 19185896.00 | 19185896.00 | 40.10 | 0.00 | 28160785.00 | 28160785.00 | 46.55 |
| 14 | MADHYA PRADESH | 4626069.00 | 14721207.00 | 19347276.00 | 68.43 | 6030850.00 | 16679520.00 | 22710370.00 | 66.11 | 7813320.00 | 18553956.00 | 26367276.00 | 66.65 |
| 15 | MAHARASHTRA | 1583314.00 | 46154106.00 | 47737420.00 | 45.18 | 3239613.00 | 52958669.00 | 56198302.00 | 45.65 | 3407444.00 | 51998088.00 | 55405532.00 | 45.84 |
| 16 | MANIPUR | 258761.00 | 1514007.00 | 1772768.00 | 46.02 | 190030.00 | 1488226.00 | 1678256.00 | 50.57 | 297985.00 | 1484361.00 | 1782346.00 | 52.48 |
| 17 | MEGHALAYA | 498979.00 | 1052768.00 | 1551747.00 | 54.76 | 466400.00 | 1092406.00 | 1558806.00 | 51.13 | 744400.00 | 1121804.00 | 1866204.00 | 50.36 |
| 18 | MIZORAM | 603212.00 | 777685.00 | 1380897.00 | 56.29 | 547912.00 | 873630.00 | 1421542.00 | 54.78 | 444560.00 | 989250.00 | 1433810.00 | 53.11 |
| 19 | NAGALAND | 171893.00 | 1467853.00 | 1639746.00 | 58.31 | 311873.00 | 1600993.00 | 1912866.00 | 64.58 | 193404.00 | 1790239.00 | 1983643.00 | 64.97 |
| 20 | ORISSA | 687873.00 | 11888358.00 | 12576231.00 | 55.14 | 301154.00 | 13666095.00 | 13967249.00 | 55.90 | 951102.00 | 14435852.00 | 15386954.00 | 56.43 |
| 21 | PUNJAB | 338212.00 | 5014405.00 | 5352617.00 | 23.96 | 946076.00 | 5089403.00 | 6035479.00 | 24.32 | 1401275.00 | 5585785.00 | 6987060.00 | 25.39 |
| 22 | RAJASTHAN | 4622696.00 | 22890372.00 | 27513068.00 | 59.90 | 4144006.00 | 24180316.00 | 28324322.00 | 59.15 | 3445498.00 | 26794526.00 | 30240024.00 | 58.28 |
| 23 | SIKKIM | 290966.00 | 584666.00 | 875632.00 | 47.74 | 310470.00 | 587136.00 | 897606.00 | 47.29 | 318657.00 | 666901.00 | 985558.00 | 48.56 |
| 24 | TAMIL NADU | 1684834.00 | 18354019.00 | 20038853.00 | 40.91 | 2555005.00 | 27489539.00 | 30044544.00 | 44.63 | 4523477.00 | 31454568.00 | 35978045.00 | 44.44 |
| 25 | TRIPURA | 191183.00 | 1646278.00 | 1837461.00 | 42.69 | 131224.00 | 1685680.00 | 1816904.00 | 38.18 | 27302.00 | 2162507.00 | 2189809.00 | 39.09 |
| 26 | UTTARAKHAND | 243225.00 | 4756045.00 | 4999270.00 | 43.71 | 168062.00 | 5201658.00 | 5369720.00 | 42.17 | 392565.00 | 5992450.00 | 6385015.00 | 43.39 |
| 27 | UTTAR PRADESH | 4933705.00 | 42767544.00 | 47701249.00 | 59.44 | 3522663.00 | 51806595.00 | 55329258.00 | 57.36 | 2682976.00 | 59612487.00 | 62295463.00 | 62.72 |
| 28 | WEST BENGAL | 4823659.00 | 16230862.00 | 21054521.00 | 38.97 | 5694372.00 | 18045745.00 | 23740117.00 | 38.30 | 4289800.00 | 18829757.00 | 23119557.00 | 36.77 |
| TOTAL STATES | | 51845664.00 | 329337419.00 | 381183083.00 | 51.10 | 62398042.00 | 392065406.00 | 454463448.00 | 51.03 | 63068753.00 | 435679071.00 | 498747824.00 | 51.67 |
| 29 | A. & N. ISLANDS | 155538.00 | 383702.00 | 539240.00 | 49.11 | 168600.00 | 453347.00 | 621947.00 | 49.33 | 162100.00 | 474895.00 | 636995.00 | 49.18 |
| 30 | CHANDIGARH | 90366.00 | 372691.00 | 463057.00 | 26.92 | 101780.00 | 393800.00 | 495580.00 | 26.62 | 114100.00 | 409700.00 | 523800.00 | 26.55 |
| 31 | DADRA & NAGAR HAVELI | 52295.00 | 99246.00 | 151541.00 | 68.97 | 57400.00 | 97800.00 | 155200.00 | 66.52 | 62300.00 | 100270.00 | 162570.00 | 65.98 |
| 32 | DAMAN & DIU | 5954.00 | 74438.00 | 80392.00 | 43.12 | 9390.00 | 73000.00 | 82390.00 | 40.13 | 9500.00 | 75700.00 | 85200.00 | 41.62 |
| 33 | DELHI | 1162131.00 | 0.00 | 1162131.00 | 7.55 | 1389000.00 | 85.00 | 1389085.00 | 7.82 | 1571700.00 | 0.00 | 1571700.00 | 7.22 |
| 34 | LAKSHADWEEP | 2417.00 | 4106.00 | 6523.00 | 4.73 | 2800.00 | 4400.00 | 7200.00 | 4.37 | 12700.00 | 5000.00 | 17700.00 | 9.99 |
| 35 | PUDUCHERRY | 205573.00 | 516172.00 | 721745.00 | 39.37 | 245415.00 | 541900.00 | 787315.00 | 37.44 | 234187.00 | 562707.00 | 796894.00 | 35.89 |
| TOTAL U.T. | | 1674274.00 | 1450355.00 | 3124629.00 | 15.18 | 1974385.00 | 1564332.00 | 3538717.00 | 15.00 | 2166587.00 | 1628272.00 | 3794859.00 | 13.61 |
| TOTAL (STATE & UTs) | | 53519938.00 | 330787774.00 | 384307712.00 | 50.13 | 64372427.00 | 393629738.00 | 458002165.00 | 50.10 | 65235340.00 | 437307343.00 | 502542683.00 | 50.60 |
| CENTRE TOTAL | | 117493300.00 | 18900.00 | 117512200.00 | 65.93 | 168925000.00 | 29400.00 | 168954400.00 | 69.67 | 186260000.00 | 30000.00 | 186290000.00 | 57.58 |
| GRAND TOTAL | | 171013238.00 | 330806674.00 | 501819912.00 | 53.11 | 233297427.00 | 393659138.00 | 626956565.00 | 54.20 | 251495340.00 | 437337343.00 | 688832683.00 | 52.32 |

NICNET..

STATEMENT NO. (8): PLAN & NON-PLAN BUDGETED EXPENDITURE ON ELEMENTARY EDUCATION (Sub-head wise)

ACCOUNT: REVENUE ACCOUNT
PROGRAM: DIRECTION, INSPECTION & ADMINISTRATION

(RUPEES IN THOUSANDS)

| SL. NO. | STATE/UNION TERRITORY | 2005-06 (ACTUALS) | | | | 2006-07 (R.E.) | | | | 2007-08 (B.E.) | | | |
|---------------------|-----------------------|-------------------|------------|------------|----------------------------------|----------------|-------------|-------------|----------------------------------|----------------|-------------|-------------|----------------------------------|
| | | PLAN | NON-PLAN | TOTAL | % AGE TO TOTAL EXP. ON PMY. EDN. | PLAN | NON-PLAN | TOTAL | % AGE TO TOTAL EXP. ON PMY. EDN. | PLAN | NON-PLAN | TOTAL | % AGE TO TOTAL EXP. ON PMY. EDN. |
| 1 | ANDHRA PRADESH | 200583.00 | 0.00 | 200583.00 | .85 | 146476.00 | 0.00 | 146476.00 | .54 | 483382.00 | 0.00 | 483382.00 | 1.59 |
| 2 | ARUNACHAL PRADESH | 483062.00 | 509775.00 | 992837.00 | 75.96 | 541087.00 | 579182.00 | 1120269.00 | 80.76 | 550600.00 | 608884.00 | 1159484.00 | 92.79 |
| 3 | ASSAM | 35567.00 | 280319.00 | 315886.00 | 2.22 | 740.00 | 1320867.00 | 1321607.00 | 6.18 | 100.00 | 1786137.00 | 1786237.00 | 8.56 |
| 4 | BIHAR | 0.00 | 280004.00 | 280004.00 | 1.05 | 2000.00 | 288287.00 | 290287.00 | .91 | 1000.00 | 294048.00 | 295048.00 | .97 |
| 5 | CHHATTISGARH | 71483.00 | 143419.00 | 214902.00 | 2.75 | 76668.00 | 151917.00 | 228585.00 | 2.17 | 72536.00 | 175799.00 | 248335.00 | 2.13 |
| 6 | COA | 0.00 | 25453.00 | 25453.00 | 4.00 | 0.00 | 26615.00 | 26615.00 | 3.80 | 0.00 | 29222.00 | 29222.00 | 3.80 |
| 7 | GUJARAT | 34883.00 | 93671.00 | 128554.00 | .58 | 23332.00 | 98650.00 | 121982.00 | .49 | 30218.00 | 117290.00 | 147508.00 | .60 |
| 8 | HARYANA | 1500.00 | 224928.00 | 226428.00 | 2.64 | 2820.00 | 210989.00 | 213809.00 | 2.26 | 2320.00 | 304102.00 | 306422.00 | 2.80 |
| 9 | HIMACHAL PRADESH | 13710.00 | 111232.00 | 124942.00 | 2.02 | 26184.00 | 118875.00 | 145059.00 | 2.02 | 108740.00 | 534031.00 | 642771.00 | 6.78 |
| 10 | JAMMU & KASHMIR | 0.00 | 1750832.00 | 1750832.00 | 52.84 | 0.00 | 2160930.00 | 2160930.00 | 39.04 | 0.00 | 2318530.00 | 2318530.00 | 39.39 |
| 11 | JHARKHAND | 0.00 | 110442.00 | 110442.00 | 1.02 | 0.00 | 143694.00 | 143694.00 | 1.06 | 0.00 | 172303.00 | 172303.00 | 1.24 |
| 12 | KARNATAKA | 672.00 | 4134.00 | 4806.00 | .02 | 5169.00 | 4853.00 | 10022.00 | .03 | 6746.00 | 5160.00 | 11906.00 | .03 |
| 13 | KERALA | 0.00 | 196308.00 | 196308.00 | 1.41 | 0.00 | 229002.00 | 229002.00 | 1.19 | 0.00 | 6296951.00 | 6296951.00 | 22.36 |
| 14 | MADHYA PRADESH | 0.00 | 306818.00 | 306818.00 | 1.59 | 0.00 | 349014.00 | 349014.00 | 1.54 | 0.00 | 368063.00 | 368063.00 | 1.40 |
| 15 | MAHARASHTRA | 0.00 | 545360.00 | 545360.00 | 1.14 | 0.00 | 613446.00 | 613446.00 | 1.09 | 0.00 | 598739.00 | 598739.00 | 1.08 |
| 16 | MANIPUR | 9423.00 | 64756.00 | 74179.00 | 4.18 | 3440.00 | 43108.00 | 46548.00 | 2.77 | 1300.00 | 44079.00 | 45379.00 | 2.55 |
| 17 | MEGHALAYA | 4902.00 | 34662.00 | 39564.00 | 2.55 | 7900.00 | 35231.00 | 43131.00 | 2.77 | 8900.00 | 36483.00 | 45383.00 | 2.43 |
| 18 | MIZORAM | 186803.00 | 19292.00 | 206095.00 | 14.92 | 57650.00 | 17650.00 | 75300.00 | 5.30 | 133750.00 | 20580.00 | 154330.00 | 10.76 |
| 19 | NAGALAND | ... | ... | ... | ... | ... | ... | ... | ... | ... | ... | ... | ... |
| 20 | ORISSA | 0.00 | 266040.00 | 266040.00 | 2.12 | 0.00 | 283062.00 | 283062.00 | 2.03 | 0.00 | 315851.00 | 315851.00 | 2.05 |
| 21 | PUNJAB | 0.00 | 48124.00 | 48124.00 | .90 | 0.00 | 55425.00 | 55425.00 | .92 | 0.00 | 59354.00 | 59354.00 | .85 |
| 22 | RAJASTHAN | 588475.00 | 338027.00 | 926502.00 | 3.37 | 3056.00 | 707996.00 | 711052.00 | 2.51 | 5290.00 | 75586.00 | 760876.00 | 2.52 |
| 23 | SIKKIM | ... | ... | ... | ... | ... | ... | ... | ... | ... | ... | ... | ... |
| 24 | TAMIL NADU | 0.00 | 583371.00 | 583371.00 | 2.91 | 0.00 | 759335.00 | 759335.00 | 2.53 | 0.00 | 847403.00 | 847403.00 | 2.36 |
| 25 | TRIPURA | 248.00 | 206506.00 | 206754.00 | 11.25 | 500.00 | 78578.00 | 79078.00 | 4.35 | 1132.00 | 81839.00 | 82971.00 | 3.79 |
| 26 | UTTARAKHAND | ... | ... | ... | ... | ... | ... | ... | ... | ... | ... | ... | ... |
| 27 | UTTAR PRADESH | 0.00 | 450650.00 | 450650.00 | .94 | 0.00 | 611586.00 | 611586.00 | 1.11 | 0.00 | 802904.00 | 802904.00 | 1.29 |
| 28 | WEST BENGAL | 0.00 | 220575.00 | 220575.00 | 1.05 | 12000.00 | 247506.00 | 259506.00 | 1.09 | 14000.00 | 261782.00 | 275782.00 | 1.19 |
| TOTAL STATES | | 1631311.00 | 6814698.00 | 8446009.00 | 2.22 | 909022.00 | 9135798.00 | 10044820.00 | 2.21 | 1420014.00 | 16835120.00 | 18255134.00 | 3.66 |
| 29 | A. & N. ISLANDS | ... | ... | ... | ... | ... | ... | ... | ... | ... | ... | ... | ... |
| 30 | CHANDIGARH | 54906.00 | 350964.00 | 405870.00 | 87.65 | 72217.00 | 371543.00 | 443760.00 | 89.54 | 89000.00 | 387063.00 | 476063.00 | 90.89 |
| 31 | DADRA & NAGAR HAVELI | 9945.00 | 89913.00 | 99858.00 | 65.90 | 11100.00 | 87100.00 | 98200.00 | 63.27 | 12050.00 | 89570.00 | 101620.00 | 62.51 |
| 32 | DAMAN & DIU | 1409.00 | 73498.00 | 74907.00 | 93.18 | 1690.00 | 71900.00 | 73590.00 | 89.32 | 1800.00 | 74600.00 | 76400.00 | 89.67 |
| 33 | DELHI | ... | ... | ... | ... | ... | ... | ... | ... | ... | ... | ... | ... |
| 34 | LAKSHADWEEP | ... | ... | ... | ... | ... | ... | ... | ... | ... | ... | ... | ... |
| 35 | PUDUCHERRY | 717.00 | 514437.00 | 515154.00 | 71.38 | 4187.00 | 540520.00 | 544707.00 | 69.19 | 187.00 | 560598.00 | 560785.00 | 70.37 |
| TOTAL U. T. | | 66977.00 | 1028812.00 | 1095789.00 | 35.07 | 89194.00 | 1071063.00 | 1160257.00 | 32.79 | 103037.00 | 1111831.00 | 1214868.00 | 32.01 |
| TOTAL (STATE & UTs) | | 1698288.00 | 7843510.00 | 9541798.00 | 2.48 | 998216.00 | 10206861.00 | 11205077.00 | 2.45 | 1523051.00 | 17946951.00 | 19470002.00 | 3.87 |

..NICNET..

STATEMENT NO. (8): PLAN & NON-PLAN BUDGETED EXPENDITURE ON ELEMENTARY EDUCATION (Sub-head wise)

ACCOUNT: REVENUE ACCOUNT
PROGRAM: GOVERNMENT PRIMARY SCHOOLS

(RUPEES IN THOUSANDS)

| SL. NO. | STATE/UNION TERRITORY | 2005-06 (ACTUALS) | | | | 2006-07 (R.E.) | | | | 2007-08 (B.E.) | | | |
|---------------------|-----------------------|-------------------|--------------|--------------|----------------------------------|----------------|--------------|--------------|----------------------------------|----------------|--------------|--------------|----------------------------------|
| | | PLAN | NON-PLAN | TOTAL | % AGE TO TOTAL EXP. ON PMY. EDN. | PLAN | NON-PLAN | TOTAL | % AGE TO TOTAL EXP. ON PMY. EDN. | PLAN | NON-PLAN | TOTAL | % AGE TO TOTAL EXP. ON PMY. EDN. |
| 1 | ANDHRA PRADESH | 29276.00 | 1256463.00 | 1285739.00 | 5.45 | 22990.00 | 1021760.00 | 1044750.00 | 3.87 | 5000.00 | 1184367.00 | 1189367.00 | 3.90 |
| 2 | ARUNACHAL PRADESH | | | | | | | | | | | | |
| 3 | ASSAM | 644023.00 | 11531006.00 | 12175029.00 | 85.71 | 121550.00 | 18708213.00 | 18829763.00 | 88.04 | 0.00 | 18446854.00 | 18446854.00 | 88.38 |
| 4 | BIHAR | 1260844.00 | 16904155.00 | 18164999.00 | 67.92 | 1645218.00 | 24881213.00 | 26526431.00 | 83.25 | 1942500.00 | 17998727.00 | 19941227.00 | 65.44 |
| 5 | CHHATTISGARH | 2879055.00 | 3819825.00 | 6698880.00 | 85.78 | 5042389.00 | 4067431.00 | 9109820.00 | 86.53 | 2260714.00 | 5159202.00 | 7419916.00 | 63.70 |
| 6 | COA | 0.00 | 408228.00 | 408228.00 | 64.11 | 3105.00 | 427370.00 | 430475.00 | 61.44 | 20.00 | 473318.00 | 473338.00 | 61.55 |
| 7 | GUJARAT | 1134139.00 | 20058392.00 | 21192531.00 | 96.11 | 2125194.00 | 21368233.00 | 23493427.00 | 95.30 | 2377788.00 | 21002400.00 | 23380188.00 | 94.38 |
| 8 | HARYANA | 216005.00 | 6796068.00 | 7012073.00 | 81.80 | 246580.00 | 8029488.00 | 8276068.00 | 87.62 | 264490.00 | 9456930.00 | 9721420.00 | 88.95 |
| 9 | HIMACHAL PRADESH | 400568.00 | 5205925.00 | 5606493.00 | 90.55 | 1109989.00 | 5548664.00 | 6658653.00 | 92.67 | 63900.00 | 7543147.00 | 7607047.00 | 80.26 |
| 10 | JAMMU & KASHMIR | 0.00 | 1562414.00 | 1562414.00 | 47.16 | 1648418.00 | 1725700.00 | 3374118.00 | 60.96 | 1737000.00 | 1830875.00 | 3567875.00 | 60.61 |
| 11 | JHARKHAND | 492854.00 | 7651047.00 | 8143901.00 | 75.41 | 1427535.00 | 9898367.00 | 11325902.00 | 83.78 | 182100.00 | 8942847.00 | 9124947.00 | 65.41 |
| 12 | KARNATAKA | | | | | | | | | | | | |
| 13 | KERALA | 0.00 | 4398837.00 | 4398837.00 | 31.64 | 0.00 | 7210273.00 | 7210273.00 | 37.58 | 0.00 | 8787372.00 | 8787372.00 | 31.20 |
| 14 | MADHYA PRADESH | 4284665.00 | 11928008.00 | 16212673.00 | 83.80 | 5968811.00 | 13817891.00 | 19786702.00 | 87.13 | 7280773.00 | 15360855.00 | 22641628.00 | 85.87 |
| 15 | MAHARASHTRA | 0.00 | 0.00 | 0.00 | 0.00 | 0.00 | 0.00 | 0.00 | 0.00 | 0.00 | 0.00 | 0.00 | 0.00 |
| 16 | MANIPUR | 95.00 | 1005009.00 | 1005104.00 | 56.70 | 3400.00 | 982511.00 | 985911.00 | 58.75 | 1000.00 | 973160.00 | 974160.00 | 54.66 |
| 17 | MEGHALAYA | 116838.00 | 609087.00 | 725925.00 | 46.78 | 132627.00 | 636760.00 | 769387.00 | 49.36 | 152256.00 | 651578.00 | 803834.00 | 43.07 |
| 18 | MIZORAM | 189827.00 | 751309.00 | 941136.00 | 68.15 | 418462.00 | 845590.00 | 1264052.00 | 88.92 | 243810.00 | 959300.00 | 1203110.00 | 83.91 |
| 19 | NAGALAND | 105738.00 | 1454605.00 | 1560343.00 | 95.16 | 93070.00 | 1597480.00 | 1690550.00 | 88.38 | 32600.00 | 1786726.00 | 1819326.00 | 91.72 |
| 20 | ORISSA | 69257.00 | 10457019.00 | 10526276.00 | 83.70 | 30789.00 | 11446611.00 | 11477400.00 | 82.17 | 51139.00 | 12191255.00 | 12242394.00 | 79.56 |
| 21 | PUNJAB | 338212.00 | 4936097.00 | 5274309.00 | 98.54 | 946076.00 | 4979654.00 | 5925730.00 | 98.18 | 1401275.00 | 5472107.00 | 6873382.00 | 98.37 |
| 22 | RAJASTHAN | 480094.00 | 11733221.00 | 12213315.00 | 44.42 | 528399.00 | 12060703.00 | 12589102.00 | 44.45 | 50873.00 | 14014122.00 | 14064995.00 | 46.51 |
| 23 | SIKKIM | 246599.00 | 578257.00 | 824856.00 | 94.20 | 231170.00 | 579392.00 | 810562.00 | 90.30 | 245754.00 | 658558.00 | 904312.00 | 91.76 |
| 24 | TAMIL NADU | 1030103.00 | 12027969.00 | 13058072.00 | 65.16 | 1425302.00 | 19220470.00 | 20645772.00 | 68.72 | 3000000.00 | 22109963.00 | 25109963.00 | 69.79 |
| 25 | TRIPURA | 190571.00 | 1382302.00 | 1572873.00 | 85.60 | 130134.00 | 1561276.00 | 1691410.00 | 93.09 | 24535.00 | 2029979.00 | 2054514.00 | 93.82 |
| 26 | UTTARAKHAND | 0.00 | 8045.00 | 8045.00 | .16 | 0.00 | 8736.00 | 8736.00 | .16 | 84861.00 | 5630941.00 | 5715802.00 | 89.52 |
| 27 | UTTAR PRADESH | 0.00 | 106206.00 | 106206.00 | .22 | 0.00 | 127573.00 | 127573.00 | .23 | 0.00 | 183352.00 | 183352.00 | .29 |
| 28 | WEST BENGAL | 0.00 | 23582.00 | 23582.00 | .11 | 0.00 | 26512.00 | 26512.00 | .11 | 0.00 | 28038.00 | 28038.00 | .12 |
| TOTAL STATES | | 14116763.00 | 136593076.00 | 150709839.00 | 39.54 | 23301208.00 | 170777871.00 | 194079079.00 | 42.71 | 21402388.00 | 182875973.00 | 204278361.00 | 40.96 |
| 29 | A. & N. ISLANDS | 85802.00 | 366847.00 | 452649.00 | 83.94 | 98056.00 | 432370.00 | 530426.00 | 85.28 | 97700.00 | 453874.00 | 551574.00 | 86.59 |
| 30 | CHANDIGARH | | | | | | | | | | | | |
| 31 | DADRA & NAGAR HAVELI | | | | | | | | | | | | |
| 32 | DAMAN & DIU | | | | | | | | | | | | |
| 33 | DELHI | | | | | | | | | | | | |
| 34 | LAKSHADWEEP | 2417.00 | 4106.00 | 6523.00 | 100.00 | 2800.00 | 4400.00 | 7200.00 | 100.00 | 12700.00 | 4500.00 | 17200.00 | 97.18 |
| 35 | PUDUCHERRY | | | | | | | | | | | | |
| TOTAL U.T. | | 88219.00 | 370953.00 | 459172.00 | 14.70 | 100856.00 | 436770.00 | 537626.00 | 15.19 | 110400.00 | 458374.00 | 568774.00 | 14.99 |
| TOTAL (STATE & UTs) | | 14204982.00 | 136964029.00 | 151169011.00 | 39.34 | 23402064.00 | 171214641.00 | 194616705.00 | 42.49 | 21512788.00 | 183334347.00 | 204847135.00 | 40.76 |

..NICNET..

STATEMENT NO. (8): PLAN & NON-PLAN BUDGETED EXPENDITURE ON ELEMENTARY EDUCATION (Sub-head wise)

ACCOUNT: REVENUE ACCOUNT
PROGRAM: ASSISTANCE TO NON-GOVT. PRIMARY SCHOOLS

(RUPEES IN THOUSANDS)

| SL. NO. | STATE/UNION TERRITORY | 2005-06 (ACTUALS) | | | | 2006-07 (R.E.) | | | | 2007-08 (B.E.) | | | |
|---------------------|-----------------------|-------------------|-------------|-------------|----------------------------------|----------------|-------------|-------------|----------------------------------|----------------|-------------|--------------|----------------------------------|
| | | PLAN | NON-PLAN | TOTAL | % AGE TO TOTAL EXP. ON PMY. EDN. | PLAN | NON-PLAN | TOTAL | % AGE TO TOTAL EXP. ON PMY. EDN. | PLAN | NON-PLAN | TOTAL | % AGE TO TOTAL EXP. ON PMY. EDN. |
| 1 | ANDHRA PRADESH | 0.00 | 1284910.00 | 1284910.00 | 5.44 | 0.00 | 1530413.00 | 1530413.00 | 5.66 | 0.00 | 1623262.00 | 1623262.00 | 5.32 |
| 2 | ARUNACHAL PRADESH | 74000.00 | 0.00 | 74000.00 | 5.66 | 10000.00 | 0.00 | 10000.00 | .72 | 5000.00 | 0.00 | 5000.00 | .40 |
| 3 | ASSAM | 5927.00 | 141857.00 | 147784.00 | 1.04 | 68102.00 | 310826.00 | 378928.00 | 1.77 | 0.00 | 93041.00 | 93041.00 | .45 |
| 4 | BIHAR | 0.00 | 55359.00 | 55359.00 | .21 | 0.00 | 55360.00 | 55360.00 | .17 | 0.00 | 55360.00 | 55360.00 | .18 |
| 5 | CHHATTISGARH | 8186.00 | 67534.00 | 75720.00 | .97 | 7240.00 | 92700.00 | 99940.00 | .95 | 10400.00 | 127500.00 | 137900.00 | 1.18 |
| 6 | GOA | ... | ... | ... | ... | ... | ... | ... | ... | ... | ... | ... | ... |
| 7 | GUJARAT | ... | ... | ... | ... | ... | ... | ... | ... | ... | ... | ... | ... |
| 8 | HARYANA | 0.00 | 80724.00 | 80724.00 | .94 | 0.00 | 101435.00 | 101435.00 | 1.07 | 0.00 | 111575.00 | 111575.00 | 1.02 |
| 9 | HIMACHAL PRADESH | 0.00 | 20850.00 | 20850.00 | .34 | 0.00 | 17596.00 | 17596.00 | .24 | 0.00 | 17596.00 | 17596.00 | .19 |
| 10 | JAMMU & KASHMIR | ... | ... | ... | ... | ... | ... | ... | ... | ... | ... | ... | ... |
| 11 | JHARKHAND | 1116.00 | 645924.00 | 647040.00 | 5.99 | 10000.00 | 418287.00 | 428287.00 | 3.17 | 6100.00 | 440187.00 | 446287.00 | 3.20 |
| 12 | KARNATAKA | ... | ... | ... | ... | ... | ... | ... | ... | ... | ... | ... | ... |
| 13 | KERALA | 0.00 | 8203013.00 | 8203013.00 | 59.01 | 0.00 | 10600148.00 | 10600148.00 | 55.25 | 0.00 | 11702148.00 | 11702148.00 | 41.55 |
| 14 | MADHYA PRADESH | 10438.00 | 141549.00 | 151987.00 | .79 | 0.00 | 173465.00 | 173465.00 | .76 | 0.00 | 162553.00 | 162553.00 | .62 |
| 15 | MAHARASHTRA | 0.00 | 29146.00 | 29146.00 | .06 | 0.00 | 25765.00 | 25765.00 | .05 | 0.00 | 26200.00 | 26200.00 | .05 |
| 16 | MANIPUR | 65788.00 | 86483.00 | 152271.00 | 8.59 | 75600.00 | 87025.00 | 162625.00 | 9.69 | 52200.00 | 87870.00 | 140070.00 | 7.86 |
| 17 | MEGHALAYA | 376951.00 | 408085.00 | 785036.00 | 50.59 | 320473.00 | 417950.00 | 738423.00 | 47.37 | 574444.00 | 431258.00 | 1005702.00 | 53.89 |
| 18 | MIZORAM | 226582.00 | 7084.00 | 233666.00 | 16.92 | 71800.00 | 10390.00 | 82190.00 | 5.78 | 67000.00 | 9370.00 | 76370.00 | 5.33 |
| 19 | NAGALAND | 4000.00 | 2000.00 | 6000.00 | .37 | 4000.00 | 3513.00 | 7513.00 | .39 | 4000.00 | 3513.00 | 7513.00 | .38 |
| 20 | ORISSA | 64895.00 | 36015.00 | 100910.00 | .80 | 111495.00 | 59285.00 | 170780.00 | 1.22 | 90703.00 | 64366.00 | 155069.00 | 1.01 |
| 21 | PUNJAB | 0.00 | 30184.00 | 30184.00 | .56 | 0.00 | 54324.00 | 54324.00 | .90 | 0.00 | 54324.00 | 54324.00 | .78 |
| 22 | RAJASTHAN | 0.00 | 301191.00 | 301191.00 | 1.09 | 0.00 | 303700.00 | 303700.00 | 1.07 | 0.00 | 303700.00 | 303700.00 | 1.00 |
| 23 | SIKKIM | 443.00 | 0.00 | 443.00 | .05 | 330.00 | 0.00 | 330.00 | .04 | 500.00 | 0.00 | 500.00 | .05 |
| 24 | TAMIL NADU | 0.00 | 5690242.00 | 5690242.00 | 28.40 | 0.00 | 7451275.00 | 7451275.00 | 24.80 | 0.00 | 8444741.00 | 8444741.00 | 23.47 |
| 25 | TRIPURA | 0.00 | 41360.00 | 41360.00 | 2.25 | 0.00 | 42473.00 | 42473.00 | 2.34 | 160.00 | 45000.00 | 45160.00 | 2.06 |
| 26 | UTTARAKHAND | 152090.00 | 4705746.00 | 4857836.00 | 97.17 | 86061.00 | 5143528.00 | 5229589.00 | 97.39 | 223702.00 | 288502.00 | 512204.00 | 8.02 |
| 27 | UTTAR PRADESH | 4829800.00 | 41148491.00 | 45978291.00 | 96.39 | 3399308.00 | 43690952.00 | 47090260.00 | 85.11 | 2257793.00 | 55768036.00 | 58025829.00 | 93.15 |
| 28 | WEST BENGAL | 0.00 | 15405928.00 | 15405928.00 | 73.17 | 0.00 | 16849823.00 | 16849823.00 | 70.98 | 0.00 | 17825716.00 | 17825716.00 | 77.10 |
| TOTAL STATES | | 5820216.00 | 78533675.00 | 84353891.00 | 22.13 | 4164409.00 | 87440233.00 | 91604642.00 | 20.16 | 3292002.00 | 97685818.00 | 100977820.00 | 20.25 |
| 29 | A. & N. ISLANDS | ... | ... | ... | ... | ... | ... | ... | ... | ... | ... | ... | ... |
| 30 | CHANDIGARH | 0.00 | 12486.00 | 12486.00 | 2.70 | 0.00 | 13500.00 | 13500.00 | 2.72 | 0.00 | 13500.00 | 13500.00 | 2.58 |
| 31 | DADRA & NAGAR HAVELI | ... | ... | ... | ... | ... | ... | ... | ... | ... | ... | ... | ... |
| 32 | DAMAN & DIU | ... | ... | ... | ... | ... | ... | ... | ... | ... | ... | ... | ... |
| 33 | DELHI | ... | ... | ... | ... | ... | ... | ... | ... | ... | ... | ... | ... |
| 34 | LAKSHADWEEP | ... | ... | ... | ... | ... | ... | ... | ... | ... | ... | ... | ... |
| 35 | PUDUCHERRY | ... | ... | ... | ... | ... | ... | ... | ... | ... | ... | ... | ... |
| TOTAL U. T. | | 0.00 | 12486.00 | 12486.00 | .40 | 0.00 | 13500.00 | 13500.00 | .38 | 0.00 | 13500.00 | 13500.00 | .36 |
| TOTAL (STATE & UTs) | | 5820216.00 | 78546161.00 | 84366377.00 | 21.95 | 4164409.00 | 87453733.00 | 91618142.00 | 20.00 | 3292002.00 | 97699318.00 | 100991320.00 | 20.10 |

. . . NICNET . . .

STATEMENT NO. (8): PLAN & NON-PLAN BUDGETED EXPENDITURE ON ELEMENTARY EDUCATION (Sub-head wise)

ACCOUNT: REVENUE ACCOUNT
PROGRAM: ASSISTANCE TO LOCAL BODIES FOR PRIMARY EDUCATION

(RUPEES IN THOUSANDS)

| SL. NO. | STATE/UNION TERRITORY | 2005-06 (ACTUALS) | | | | 2006-07 (R.E.) | | | | 2007-08 (B.E.) | | | |
|---------------------|-----------------------|-------------------|-------------|--------------|----------------------------------|----------------|--------------|--------------|----------------------------------|----------------|--------------|--------------|----------------------------------|
| | | PLAN | NON-PLAN | TOTAL | % AGE TO TOTAL EXP. ON PMY. EDN. | PLAN | NON-PLAN | TOTAL | % AGE TO TOTAL EXP. ON PMY. EDN. | PLAN | NON-PLAN | TOTAL | % AGE TO TOTAL EXP. ON PMY. EDN. |
| 1 | ANDHRA PRADESH | 8168.00 | 17866534.00 | 17874702.00 | 75.73 | 6112.00 | 20329543.00 | 20335655.00 | 75.25 | 0.00 | 22878863.00 | 22878863.00 | 75.04 |
| 2 | ARUNACHAL PRADESH | ... | ... | ... | ... | ... | ... | ... | ... | ... | ... | ... | ... |
| 3 | ASSAM | 0.00 | 121762.00 | 121762.00 | .86 | 63550.00 | 509081.00 | 572631.00 | 2.68 | 0.00 | 0.00 | 0.00 | .00 |
| 4 | BIHAR | 0.00 | 0.00 | 0.00 | .00 | 742500.00 | 100001.00 | 842501.00 | 2.64 | 0.00 | 3355703.00 | 3355703.00 | 11.01 |
| 5 | CHHATTISGARH | 167009.00 | 454767.00 | 621776.00 | 7.96 | 245000.00 | 575000.00 | 820000.00 | 7.79 | 265000.00 | 800000.00 | 1065000.00 | 9.14 |
| 6 | GOA | ... | ... | ... | ... | ... | ... | ... | ... | ... | ... | ... | ... |
| 7 | GUJARAT | ... | ... | ... | ... | ... | ... | ... | ... | ... | ... | ... | ... |
| 8 | HARYANA | 0.00 | 438849.00 | 438849.00 | 5.12 | 0.00 | 1520.00 | 1520.00 | .02 | 0.00 | 1520.00 | 1520.00 | .01 |
| 9 | HIMACHAL PRADESH | ... | ... | ... | ... | ... | ... | ... | ... | ... | ... | ... | ... |
| 10 | JAMMU & KASHMIR | ... | ... | ... | ... | ... | ... | ... | ... | ... | ... | ... | ... |
| 11 | JHARKHAND | 139.00 | 0.00 | 139.00 | .00 | 1000.00 | 0.00 | 1000.00 | .01 | 0.00 | 0.00 | 0.00 | .00 |
| 12 | KARNATAKA | 6624277.00 | 19076644.00 | 25700921.00 | 96.36 | 6814014.00 | 23089309.00 | 29903323.00 | 96.32 | 4491067.00 | 29109747.00 | 33600814.00 | 89.20 |
| 13 | KERALA | 0.00 | 852270.00 | 852270.00 | 6.13 | 0.00 | 1117302.00 | 1117302.00 | 5.82 | 0.00 | 1335551.00 | 1335551.00 | 4.74 |
| 14 | MADHYA PRADESH | 311572.00 | 2341240.00 | 2652812.00 | 13.71 | 0.00 | 2335260.00 | 2335260.00 | 10.28 | 0.00 | 2639268.00 | 2639268.00 | 10.01 |
| 15 | MAHARASHTRA | 452072.00 | 45317702.00 | 45769774.00 | 95.88 | 569537.00 | 52032658.00 | 52602195.00 | 93.60 | 632365.00 | 51079862.00 | 51712227.00 | 93.33 |
| 16 | MANIPUR | ... | ... | ... | ... | ... | ... | ... | ... | ... | ... | ... | ... |
| 17 | MEGHALAYA | 12.00 | 639.00 | 651.00 | .04 | 0.00 | 1115.00 | 1115.00 | .07 | 0.00 | 1130.00 | 1130.00 | .06 |
| 18 | MIZORAM | ... | ... | ... | ... | ... | ... | ... | ... | ... | ... | ... | ... |
| 19 | NAGALAND | ... | ... | ... | ... | ... | ... | ... | ... | ... | ... | ... | ... |
| 20 | ORISSA | ... | ... | ... | ... | ... | ... | ... | ... | ... | ... | ... | ... |
| 21 | PUNJAB | ... | ... | ... | ... | ... | ... | ... | ... | ... | ... | ... | ... |
| 22 | RAJASTHAN | 1198842.00 | 9196010.00 | 10394852.00 | 37.78 | 354716.00 | 9774001.00 | 10128717.00 | 35.76 | 59501.00 | 10226376.00 | 10285877.00 | 34.01 |
| 23 | SIKKIM | 800.00 | 0.00 | 800.00 | .09 | 800.00 | 800.00 | 1600.00 | .18 | 2.00 | 800.00 | 802.00 | .08 |
| 24 | TAMIL NADU | 0.00 | 52257.00 | 52257.00 | .26 | 0.00 | 52259.00 | 52259.00 | .17 | 0.00 | 52261.00 | 52261.00 | .15 |
| 25 | TRIPURA | ... | ... | ... | ... | ... | ... | ... | ... | ... | ... | ... | ... |
| 26 | UTTARAKHAND | ... | ... | ... | ... | ... | ... | ... | ... | ... | ... | ... | ... |
| 27 | UTTAR PRADESH | ... | ... | ... | ... | ... | ... | ... | ... | ... | ... | ... | ... |
| 28 | WEST BENGAL | ... | ... | ... | ... | ... | ... | ... | ... | ... | ... | ... | ... |
| TOTAL STATES | | 8762891.00 | 95718674.00 | 104481565.00 | 27.41 | 8797229.00 | 109917849.00 | 118715078.00 | 26.12 | 5447935.00 | 121481081.00 | 126929016.00 | 25.45 |
| 29 | A. & N. ISLANDS | ... | ... | ... | ... | ... | ... | ... | ... | ... | ... | ... | ... |
| 30 | CHANDIGARH | ... | ... | ... | ... | ... | ... | ... | ... | ... | ... | ... | ... |
| 31 | DADRA & NAGAR HAVELI | 42350.00 | 9333.00 | 51683.00 | 34.10 | 46300.00 | 10700.00 | 57000.00 | 36.73 | 50250.00 | 10700.00 | 60950.00 | 37.49 |
| 32 | DAMAN & DIU | 4000.00 | 100.00 | 4100.00 | 5.10 | 7000.00 | 200.00 | 7200.00 | 8.74 | 7000.00 | 200.00 | 7200.00 | 8.45 |
| 33 | DELHI | 1134688.00 | 0.00 | 1134688.00 | 97.64 | 1368500.00 | 0.00 | 1368500.00 | 98.52 | 1548500.00 | 0.00 | 1548500.00 | 98.52 |
| 34 | LAKSHADWEEP | ... | ... | ... | ... | ... | ... | ... | ... | ... | ... | ... | ... |
| 35 | PUDUCHERRY | ... | ... | ... | ... | ... | ... | ... | ... | ... | ... | ... | ... |
| TOTAL U.T. | | 1181038.00 | 9433.00 | 1190471.00 | 38.10 | 1421800.00 | 10900.00 | 1432700.00 | 40.49 | 1605750.00 | 10900.00 | 1616650.00 | 42.60 |
| TOTAL (STATE & UTs) | | 9943929.00 | 95728107.00 | 105672036.00 | 27.50 | 10219029.00 | 109928749.00 | 120147778.00 | 26.23 | 7053685.00 | 121491981.00 | 128545666.00 | 25.58 |

. . . NICNET . . .

STATEMENT NO. (8): PLAN & NON-PLAN BUDGETED EXPENDITURE ON ELEMENTARY EDUCATION (Sub-head wise)

ACCOUNT: REVENUE ACCOUNT
PROGRAM: TEACHERS' TRAINING

(RUPEES IN THOUSANDS)

| SL. NO. | STATE/UNION TERRITORY | 2005-06 (ACTUALS) | | | | 2006-07 (R.E.) | | | | 2007-08 (B.E.) | | | |
|---------------------|-----------------------|-------------------|-----------|-----------|----------------------------------|----------------|------------|------------|----------------------------------|----------------|-----------|------------|----------------------------------|
| | | PLAN | NON-PLAN | TOTAL | % AGE TO TOTAL EXP. ON PMY. EDN. | PLAN | NON-PLAN | TOTAL | % AGE TO TOTAL EXP. ON PMY. EDN. | PLAN | NON-PLAN | TOTAL | % AGE TO TOTAL EXP. ON PMY. EDN. |
| 1 | ANDHRA PRADESH | 0.00 | 21.00 | 21.00 | .00 | 0.00 | 353.00 | 353.00 | .00 | 163995.00 | 353.00 | 164348.00 | .54 |
| 2 | ARUNACHAL PRADESH | ... | ... | ... | ... | ... | ... | ... | ... | ... | ... | ... | ... |
| 3 | ASSAM | 2622.00 | 2211.00 | 4833.00 | .03 | 6188.00 | 2511.00 | 8699.00 | .04 | 0.00 | 91.00 | 91.00 | .00 |
| 4 | BIHAR | 0.00 | 73544.00 | 73544.00 | .27 | 1500.00 | 97411.00 | 98911.00 | .31 | 0.00 | 113797.00 | 113797.00 | .37 |
| 5 | CHHATTISGARH | 2345.00 | 8466.00 | 10811.00 | .14 | 6040.00 | 5334.00 | 11374.00 | .11 | 4570.00 | 5998.00 | 10568.00 | .09 |
| 6 | GOA | 0.00 | 2440.00 | 2440.00 | .38 | 0.00 | 2750.00 | 2750.00 | .39 | 0.00 | 3102.00 | 3102.00 | .40 |
| 7 | GUJARAT | 0.00 | 117766.00 | 117766.00 | .53 | 0.00 | 95000.00 | 95000.00 | .39 | 0.00 | 101165.00 | 101165.00 | .41 |
| 8 | HARYANA | ... | ... | ... | ... | ... | ... | ... | ... | ... | ... | ... | ... |
| 9 | HIMACHAL PRADESH | 0.00 | 0.00 | 0.00 | .00 | 1.00 | 0.00 | 1.00 | .00 | 1.00 | 0.00 | 1.00 | .00 |
| 10 | JAMMU & KASHMIR | ... | ... | ... | ... | ... | ... | ... | ... | ... | ... | ... | ... |
| 11 | JHARKHAND | 0.00 | 22931.00 | 22931.00 | .21 | 0.00 | 33914.00 | 33914.00 | .25 | 0.00 | 42714.00 | 42714.00 | .31 |
| 12 | KARNATAKA | 0.00 | 107546.00 | 107546.00 | .40 | 0.00 | 123407.00 | 123407.00 | .40 | 0.00 | 133320.00 | 133320.00 | .35 |
| 13 | KERALA | ... | ... | ... | ... | ... | ... | ... | ... | ... | ... | ... | ... |
| 14 | MADHYA PRADESH | 0.00 | 2592.00 | 2592.00 | .01 | 0.00 | 2890.00 | 2890.00 | .01 | 0.00 | 3217.00 | 3217.00 | .01 |
| 15 | MAHARASHTRA | 0.00 | 261898.00 | 261898.00 | .55 | 0.00 | 286820.00 | 286820.00 | .51 | 0.00 | 293287.00 | 293287.00 | .53 |
| 16 | MANIPUR | 486.00 | 0.00 | 486.00 | .03 | 520.00 | 0.00 | 520.00 | .03 | 605.00 | 0.00 | 605.00 | .03 |
| 17 | MEGHALAYA | ... | ... | ... | ... | ... | ... | ... | ... | ... | ... | ... | ... |
| 18 | MIZORAM | ... | ... | ... | ... | ... | ... | ... | ... | ... | ... | ... | ... |
| 19 | NAGALAND | 2155.00 | 11248.00 | 13403.00 | .82 | 5200.00 | 0.00 | 5200.00 | .27 | 13000.00 | 0.00 | 13000.00 | .66 |
| 20 | ORISSA | ... | ... | ... | ... | ... | ... | ... | ... | ... | ... | ... | ... |
| 21 | PUNJAB | ... | ... | ... | ... | ... | ... | ... | ... | ... | ... | ... | ... |
| 22 | RAJASTHAN | ... | ... | ... | ... | ... | ... | ... | ... | ... | ... | ... | ... |
| 23 | SIKKIM | 7488.00 | 6409.00 | 13897.00 | 1.59 | 5965.00 | 6944.00 | 12909.00 | 1.44 | 23600.00 | 7543.00 | 31143.00 | 3.16 |
| 24 | TAMIL NADU | ... | ... | ... | ... | ... | ... | ... | ... | ... | ... | ... | ... |
| 25 | TRIPURA | 334.00 | 16045.00 | 16379.00 | .89 | 590.00 | 3310.00 | 3900.00 | .21 | 1275.00 | 5641.00 | 6916.00 | .32 |
| 26 | UTTARAKHAND | 0.00 | 40719.00 | 40719.00 | .81 | 0.00 | 47679.00 | 47679.00 | .89 | 0.00 | 70207.00 | 70207.00 | 1.10 |
| 27 | UTTAR PRADESH | ... | ... | ... | ... | ... | ... | ... | ... | ... | ... | ... | ... |
| 28 | WEST BENGAL | 0.00 | 58861.00 | 58861.00 | .28 | 0.00 | 312477.00 | 312477.00 | 1.32 | 218800.00 | 72570.00 | 291370.00 | 1.26 |
| TOTAL STATES | | 15430.00 | 732697.00 | 748127.00 | .20 | 26004.00 | 1020800.00 | 1046804.00 | .23 | 425846.00 | 853005.00 | 1278851.00 | .26 |
| 29 | A. & N. ISLANDS | 3464.00 | 6019.00 | 9483.00 | 1.76 | 3863.00 | 7134.00 | 10997.00 | 1.77 | 3700.00 | 7241.00 | 10941.00 | 1.72 |
| 30 | CHANDIGARH | 440.00 | 8296.00 | 8736.00 | 1.89 | 500.00 | 7850.00 | 8350.00 | 1.68 | 1600.00 | 8230.00 | 9830.00 | 1.88 |
| 31 | DADRA & NAGAR HAVELI | ... | ... | ... | ... | ... | ... | ... | ... | ... | ... | ... | ... |
| 32 | DAMAN & DIU | ... | ... | ... | ... | ... | ... | ... | ... | ... | ... | ... | ... |
| 33 | DELHI | 20000.00 | 0.00 | 20000.00 | 1.72 | 20500.00 | 0.00 | 20500.00 | 1.48 | 23200.00 | 0.00 | 23200.00 | 1.48 |
| 34 | LAKSHADWEEP | ... | ... | ... | ... | ... | ... | ... | ... | ... | ... | ... | ... |
| 35 | PUDUCHERRY | ... | ... | ... | ... | ... | ... | ... | ... | ... | ... | ... | ... |
| TOTAL U. T. | | 23904.00 | 14315.00 | 38219.00 | 1.22 | 24863.00 | 14984.00 | 39847.00 | 1.13 | 28500.00 | 15471.00 | 43971.00 | 1.16 |
| TOTAL (STATE & UTs) | | 39334.00 | 747012.00 | 786346.00 | .20 | 50867.00 | 1035784.00 | 1086651.00 | .24 | 454346.00 | 868476.00 | 1322822.00 | .26 |

..NICNET..

STATEMENT NO. (8): PLAN & NON-PLAN BUDGETED EXPENDITURE ON ELEMENTARY EDUCATION (Sub-head wise)

ACCOUNT: REVENUE ACCOUNT
PROGRAM: NON-FORMAL EDUCATION

(RUPEES IN THOUSANDS)

| SL. NO. | STATE/UNION TERRITORY | 2005-06 (ACTUALS) | | | | 2006-07 (R.E.) | | | | 2007-08 (B.E.) | | | |
|---------------------|-----------------------|-------------------|------------|------------|----------------------------------|----------------|------------|------------|----------------------------------|----------------|----------|------------|----------------------------------|
| | | PLAN | NON-PLAN | TOTAL | % AGE TO TOTAL EXP. ON PMY. EDN. | PLAN | NON-PLAN | TOTAL | % AGE TO TOTAL EXP. ON PMY. EDN. | PLAN | NON-PLAN | TOTAL | % AGE TO TOTAL EXP. ON PMY. EDN. |
| 1 | ANDHRA PRADESH | ... | ... | ... | ... | ... | ... | ... | ... | ... | ... | ... | ... |
| 2 | ARUNACHAL PRADESH | ... | ... | ... | ... | ... | ... | ... | ... | ... | ... | ... | ... |
| 3 | ASSAM | ... | ... | ... | ... | ... | ... | ... | ... | ... | ... | ... | ... |
| 4 | BIHAR | ... | ... | ... | ... | ... | ... | ... | ... | ... | ... | ... | ... |
| 5 | CHHATTISGARH | 369.00 | 0.00 | 369.00 | .00 | 8000.00 | 0.00 | 8000.00 | .08 | 8000.00 | 0.00 | 8000.00 | .07 |
| 6 | GOA | ... | ... | ... | ... | ... | ... | ... | ... | ... | ... | ... | ... |
| 7 | GUJARAT | ... | ... | ... | ... | ... | ... | ... | ... | ... | ... | ... | ... |
| 8 | HARYANA | ... | ... | ... | ... | ... | ... | ... | ... | ... | ... | ... | ... |
| 9 | HIMACHAL PRADESH | ... | ... | ... | ... | ... | ... | ... | ... | ... | ... | ... | ... |
| 10 | JAMMU & KASHMIR | ... | ... | ... | ... | ... | ... | ... | ... | ... | ... | ... | ... |
| 11 | JHARKHAND | ... | ... | ... | ... | ... | ... | ... | ... | ... | ... | ... | ... |
| 12 | KARNATAKA | ... | ... | ... | ... | ... | ... | ... | ... | ... | ... | ... | ... |
| 13 | KERALA | ... | ... | ... | ... | ... | ... | ... | ... | ... | ... | ... | ... |
| 14 | MADHYA PRADESH | ... | ... | ... | ... | ... | ... | ... | ... | ... | ... | ... | ... |
| 15 | MAHARASHTRA | ... | ... | ... | ... | ... | ... | ... | ... | ... | ... | ... | ... |
| 16 | MANIPUR | ... | ... | ... | ... | ... | ... | ... | ... | ... | ... | ... | ... |
| 17 | MEGHALAYA | 0.00 | 0.00 | 0.00 | .00 | 5000.00 | 0.00 | 5000.00 | .32 | 8000.00 | 0.00 | 8000.00 | .43 |
| 18 | MIZORAM | ... | ... | ... | ... | ... | ... | ... | ... | ... | ... | ... | ... |
| 19 | NAGALAND | ... | ... | ... | ... | ... | ... | ... | ... | ... | ... | ... | ... |
| 20 | ORISSA | 496391.00 | 999453.00 | 1495844.00 | 11.89 | 0.00 | 1674200.00 | 1674200.00 | 11.99 | 0.00 | 0.00 | 0.00 | .00 |
| 21 | PUNJAB | ... | ... | ... | ... | ... | ... | ... | ... | ... | ... | ... | ... |
| 22 | RAJASTHAN | 1700012.00 | 8255.00 | 1708267.00 | 6.21 | 2645600.00 | 10253.00 | 2655853.00 | 9.38 | 2738059.00 | 10770.00 | 2748829.00 | 9.09 |
| 23 | SIKKIM | 0.00 | 0.00 | 0.00 | .00 | 10.00 | 0.00 | 10.00 | .00 | 1.00 | 0.00 | 1.00 | .00 |
| 24 | TAMIL NADU | ... | ... | ... | ... | ... | ... | ... | ... | ... | ... | ... | ... |
| 25 | TRIPURA | ... | ... | ... | ... | ... | ... | ... | ... | ... | ... | ... | ... |
| 26 | UTTARAKHAND | ... | ... | ... | ... | ... | ... | ... | ... | ... | ... | ... | ... |
| 27 | UTTAR PRADESH | ... | ... | ... | ... | ... | ... | ... | ... | ... | ... | ... | ... |
| 28 | WEST BENGAL | 3790.00 | 12.00 | 3802.00 | .02 | 2160.00 | 313.00 | 2473.00 | .01 | 0.00 | 214.00 | 214.00 | .00 |
| TOTAL STATES | | 2200562.00 | 1007720.00 | 3208282.00 | .84 | 2660770.00 | 1684766.00 | 4345536.00 | .96 | 2754059.00 | 10984.00 | 2765043.00 | .55 |
| 29 | A. & N. ISLANDS | ... | ... | ... | ... | ... | ... | ... | ... | ... | ... | ... | ... |
| 30 | CHANDIGARH | ... | ... | ... | ... | ... | ... | ... | ... | ... | ... | ... | ... |
| 31 | DADRA & NAGAR HAVELI | ... | ... | ... | ... | ... | ... | ... | ... | ... | ... | ... | ... |
| 32 | DAMAN & DIU | ... | ... | ... | ... | ... | ... | ... | ... | ... | ... | ... | ... |
| 33 | DELHI | ... | ... | ... | ... | ... | ... | ... | ... | ... | ... | ... | ... |
| 34 | LAKSHADWEEP | ... | ... | ... | ... | ... | ... | ... | ... | ... | ... | ... | ... |
| 35 | PUDUCHERRY | ... | ... | ... | ... | ... | ... | ... | ... | ... | ... | ... | ... |
| TOTAL U.T. | | 0.00 | 0.00 | 0.00 | .00 | 0.00 | 0.00 | 0.00 | .00 | 0.00 | 0.00 | 0.00 | .00 |
| TOTAL (STATE & UTs) | | 2200562.00 | 1007720.00 | 3208282.00 | .83 | 2660770.00 | 1684766.00 | 4345536.00 | .95 | 2754059.00 | 10984.00 | 2765043.00 | .55 |

. . . NICNET . . .

STATEMENT NO. (8): PLAN & NON-PLAN BUDGETED EXPENDITURE ON ELEMENTARY EDUCATION (Sub-head wise)

ACCOUNT: REVENUE ACCOUNT
PROGRAM: SCHOLARSHIPS

(RUPEES IN THOUSANDS)

| SL. NO. | STATE/UNION TERRITORY | 2005-06 (ACTUALS) | | | | 2006-07 (R.E.) | | | | 2007-08 (B.E.) | | | |
|---------------------|-----------------------|-------------------|----------|-----------|----------------------------------|----------------|----------|-----------|----------------------------------|----------------|----------|------------|----------------------------------|
| | | PLAN | NON-PLAN | TOTAL | % AGE TO TOTAL EXP. ON PMY. EDN. | PLAN | NON-PLAN | TOTAL | % AGE TO TOTAL EXP. ON PMY. EDN. | PLAN | NON-PLAN | TOTAL | % AGE TO TOTAL EXP. ON PMY. EDN. |
| 1 | ANDHRA PRADESH | ... | ... | ... | ... | ... | ... | ... | ... | ... | ... | ... | ... |
| 2 | ARUNACHAL PRADESH | 77892.00 | 0.00 | 77892.00 | 5.96 | 69100.00 | 0.00 | 69100.00 | 4.98 | 20000.00 | 0.00 | 20000.00 | 1.60 |
| 3 | ASSAM | 0.00 | 8925.00 | 8925.00 | .06 | 0.00 | 7596.00 | 7596.00 | .04 | 0.00 | 7596.00 | 7596.00 | .04 |
| 4 | BIHAR | ... | ... | ... | ... | ... | ... | ... | ... | ... | ... | ... | ... |
| 5 | CHHATTISGARH | 136330.00 | 71.00 | 136401.00 | 1.75 | 84950.00 | 120.00 | 85070.00 | .81 | 104500.00 | 120.00 | 104620.00 | .90 |
| 6 | GOA | ... | ... | ... | ... | ... | ... | ... | ... | ... | ... | ... | ... |
| 7 | GUJARAT | ... | ... | ... | ... | ... | ... | ... | ... | ... | ... | ... | ... |
| 8 | HARYANA | 155974.00 | 2487.00 | 158461.00 | 1.85 | 279900.00 | 2700.00 | 282600.00 | 2.99 | 356000.00 | 2700.00 | 358700.00 | 3.28 |
| 9 | HIMACHAL PRADESH | ... | ... | ... | ... | ... | ... | ... | ... | ... | ... | ... | ... |
| 10 | JAMMU & KASHMIR | ... | ... | ... | ... | ... | ... | ... | ... | ... | ... | ... | ... |
| 11 | JHARKHAND | ... | ... | ... | ... | ... | ... | ... | ... | ... | ... | ... | ... |
| 12 | KARNATAKA | 0.00 | 0.00 | 0.00 | .00 | 0.00 | 0.00 | 0.00 | .00 | 527300.00 | 0.00 | 527300.00 | 1.40 |
| 13 | KERALA | ... | ... | ... | ... | ... | ... | ... | ... | ... | ... | ... | ... |
| 14 | MADHYA PRADESH | ... | ... | ... | ... | ... | ... | ... | ... | ... | ... | ... | ... |
| 15 | MAHARASHTRA | ... | ... | ... | ... | ... | ... | ... | ... | ... | ... | ... | ... |
| 16 | MANIPUR | 0.00 | 0.00 | 0.00 | .00 | 250.00 | 0.00 | 250.00 | .01 | 250.00 | 0.00 | 250.00 | .01 |
| 17 | MEGHALAYA | 146.00 | 14.00 | 160.00 | .01 | 200.00 | 200.00 | 400.00 | .03 | 400.00 | 200.00 | 600.00 | .03 |
| 18 | MIZORAM | ... | ... | ... | ... | ... | ... | ... | ... | ... | ... | ... | ... |
| 19 | NAGALAND | ... | ... | ... | ... | ... | ... | ... | ... | ... | ... | ... | ... |
| 20 | ORISSA | 0.00 | 1513.00 | 1513.00 | .01 | 0.00 | 2640.00 | 2640.00 | .02 | 0.00 | 2640.00 | 2640.00 | .02 |
| 21 | PUNJAB | ... | ... | ... | ... | ... | ... | ... | ... | ... | ... | ... | ... |
| 22 | RAJASTHAN | 0.00 | 29946.00 | 29946.00 | .11 | 0.00 | 35000.00 | 35000.00 | .12 | 0.00 | 32476.00 | 32476.00 | .11 |
| 23 | SIKKIM | ... | ... | ... | ... | ... | ... | ... | ... | ... | ... | ... | ... |
| 24 | TAMIL NADU | ... | ... | ... | ... | ... | ... | ... | ... | ... | ... | ... | ... |
| 25 | TRIPURA | ... | ... | ... | ... | ... | ... | ... | ... | ... | ... | ... | ... |
| 26 | UTTARAKHAND | 0.00 | 517.00 | 517.00 | .01 | 0.00 | 678.00 | 678.00 | .01 | 0.00 | 1500.00 | 1500.00 | .02 |
| 27 | UTTAR PRADESH | 0.00 | 6104.00 | 6104.00 | .01 | 0.00 | 7147.00 | 7147.00 | .01 | 0.00 | 7147.00 | 7147.00 | .01 |
| 28 | WEST BENGAL | 0.00 | 5402.00 | 5402.00 | .03 | 0.00 | 5704.00 | 5704.00 | .02 | 187000.00 | 5989.00 | 192989.00 | .83 |
| TOTAL STATES | | 370342.00 | 54979.00 | 425321.00 | .11 | 434400.00 | 61785.00 | 496185.00 | .11 | 1195450.00 | 60368.00 | 1255818.00 | .25 |
| 29 | A. & N. ISLANDS | ... | ... | ... | ... | ... | ... | ... | ... | ... | ... | ... | ... |
| 30 | CHANDIGARH | ... | ... | ... | ... | ... | ... | ... | ... | ... | ... | ... | ... |
| 31 | DADRA & NAGAR HAVELI | ... | ... | ... | ... | ... | ... | ... | ... | ... | ... | ... | ... |
| 32 | DAMAN & DIU | ... | ... | ... | ... | ... | ... | ... | ... | ... | ... | ... | ... |
| 33 | DELHI | ... | ... | ... | ... | ... | ... | ... | ... | ... | ... | ... | ... |
| 34 | LAKSHADWEEP | ... | ... | ... | ... | ... | ... | ... | ... | ... | ... | ... | ... |
| 35 | PUDUCHERRY | 0.00 | 9.00 | 9.00 | .00 | 0.00 | 10.00 | 10.00 | .00 | 0.00 | 360.00 | 360.00 | .05 |
| TOTAL U.T. | | 0.00 | 9.00 | 9.00 | .00 | 0.00 | 10.00 | 10.00 | .00 | 0.00 | 360.00 | 360.00 | .01 |
| TOTAL (STATE & UTs) | | 370342.00 | 54988.00 | 425330.00 | .11 | 434400.00 | 61795.00 | 496195.00 | .11 | 1195450.00 | 60728.00 | 1256178.00 | .25 |

. . NICNET . .

STATEMENT NO. (8): PLAN & NON-PLAN BUDGETED EXPENDITURE ON ELEMENTARY EDUCATION (Sub-head wise)

ACCOUNT: REVENUE ACCOUNT
PROGRAM: TEXT BOOKS

(RUPEES IN THOUSANDS)

| SL. NO. | STATE/UNION TERRITORY | 2005-06 (ACTUALS) | | | | 2006-07 (R.E.) | | | | 2007-08 (B.E.) | | | |
|---------------------|-----------------------|-------------------|-----------|------------|----------------------------------|----------------|-----------|------------|----------------------------------|----------------|-----------|------------|----------------------------------|
| | | PLAN | NON-PLAN | TOTAL | % AGE TO TOTAL EXP. ON PMY. EDN. | PLAN | NON-PLAN | TOTAL | % AGE TO TOTAL EXP. ON PMY. EDN. | PLAN | NON-PLAN | TOTAL | % AGE TO TOTAL EXP. ON PMY. EDN. |
| 1 | ANDHRA PRADESH | ... | ... | ... | ... | ... | ... | ... | ... | ... | ... | ... | ... |
| 2 | ARUNACHAL PRADESH | 74905.00 | 0.00 | 74905.00 | 5.73 | 68.00 | 0.00 | 68.00 | .00 | 50000.00 | 0.00 | 50000.00 | 4.00 |
| 3 | ASSAM | 0.00 | 0.00 | 0.00 | .00 | 0.00 | 330.00 | 330.00 | .00 | 0.00 | 330.00 | 330.00 | .00 |
| 4 | BIHAR | ... | ... | ... | ... | ... | ... | ... | ... | ... | ... | ... | ... |
| 5 | CHHATTISGARH | 10000.00 | 0.00 | 10000.00 | .13 | 109300.00 | 0.00 | 109300.00 | 1.04 | 100300.00 | 0.00 | 100300.00 | .86 |
| 6 | GOA | ... | ... | ... | ... | ... | ... | ... | ... | ... | ... | ... | ... |
| 7 | GUJARAT | 210174.00 | 0.00 | 210174.00 | .95 | 315224.00 | 0.00 | 315224.00 | 1.28 | 337379.00 | 0.00 | 337379.00 | 1.36 |
| 8 | HARYANA | 3443.00 | 216979.00 | 220422.00 | 2.57 | 4500.00 | 285719.00 | 290219.00 | 3.07 | 135.00 | 149014.00 | 149149.00 | 1.36 |
| 9 | HIMACHAL PRADESH | ... | ... | ... | ... | ... | ... | ... | ... | ... | ... | ... | ... |
| 10 | JAMMU & KASHMIR | ... | ... | ... | ... | ... | ... | ... | ... | ... | ... | ... | ... |
| 11 | JHARKHAND | ... | ... | ... | ... | ... | ... | ... | ... | ... | ... | ... | ... |
| 12 | KARNATAKA | ... | ... | ... | ... | ... | ... | ... | ... | ... | ... | ... | ... |
| 13 | KERALA | ... | ... | ... | ... | ... | ... | ... | ... | ... | ... | ... | ... |
| 14 | MADHYA PRADESH | 19394.00 | 0.00 | 19394.00 | .10 | 62039.00 | 0.00 | 62039.00 | .27 | 532547.00 | 0.00 | 532547.00 | 2.02 |
| 15 | MAHARASHTRA | ... | ... | ... | ... | ... | ... | ... | ... | ... | ... | ... | ... |
| 16 | MANIPUR | 4.00 | 0.00 | 4.00 | .00 | 40.00 | 0.00 | 40.00 | .00 | 25.00 | 0.00 | 25.00 | .00 |
| 17 | MEGHALAYA | ... | ... | ... | ... | ... | ... | ... | ... | ... | ... | ... | ... |
| 18 | MIZORAM | ... | ... | ... | ... | ... | ... | ... | ... | ... | ... | ... | ... |
| 19 | NAGALAND | ... | ... | ... | ... | ... | ... | ... | ... | ... | ... | ... | ... |
| 20 | ORISSA | 0.00 | 127834.00 | 127834.00 | 1.02 | 0.00 | 199464.00 | 199464.00 | 1.43 | 0.00 | 157657.00 | 157657.00 | 1.02 |
| 21 | PUNJAB | ... | ... | ... | ... | ... | ... | ... | ... | ... | ... | ... | ... |
| 22 | RAJASTHAN | ... | ... | ... | ... | ... | ... | ... | ... | ... | ... | ... | ... |
| 23 | SIKKIM | 5015.00 | 0.00 | 5015.00 | .57 | 10000.00 | 0.00 | 10000.00 | 1.11 | 13600.00 | 0.00 | 13600.00 | 1.38 |
| 24 | TAMIL NADU | 242922.00 | 0.00 | 242922.00 | 1.21 | 284113.00 | 0.00 | 284113.00 | .95 | 284113.00 | 0.00 | 284113.00 | .79 |
| 25 | TRIPURA | 30.00 | 65.00 | 95.00 | .01 | 0.00 | 43.00 | 43.00 | .00 | 200.00 | 48.00 | 248.00 | .01 |
| 26 | UTTARAKHAND | ... | ... | ... | ... | ... | ... | ... | ... | ... | ... | ... | ... |
| 27 | UTTAR PRADESH | ... | ... | ... | ... | ... | ... | ... | ... | ... | ... | ... | ... |
| 28 | WEST BENGAL | 175737.00 | 202794.00 | 378531.00 | 1.80 | 203935.00 | 218052.00 | 421987.00 | 1.78 | 244000.00 | 228955.00 | 472955.00 | 2.05 |
| TOTAL STATES | | 741624.00 | 547672.00 | 1289296.00 | .34 | 989219.00 | 703608.00 | 1692827.00 | .37 | 1562299.00 | 536004.00 | 2098303.00 | .42 |
| 29 | A. & N. ISLANDS | ... | ... | ... | ... | ... | ... | ... | ... | ... | ... | ... | ... |
| 30 | CHANDIGARH | ... | ... | ... | ... | ... | ... | ... | ... | ... | ... | ... | ... |
| 31 | DADRA & NAGAR HAVELI | ... | ... | ... | ... | ... | ... | ... | ... | ... | ... | ... | ... |
| 32 | DAMAN & DIU | ... | ... | ... | ... | ... | ... | ... | ... | ... | ... | ... | ... |
| 33 | DELHI | 7443.00 | 0.00 | 7443.00 | .64 | 0.00 | 0.00 | 0.00 | .00 | 0.00 | 0.00 | 0.00 | .00 |
| 34 | LAKSHADWEEP | ... | ... | ... | ... | ... | ... | ... | ... | ... | ... | ... | ... |
| 35 | PUDUCHERRY | 77472.00 | 0.00 | 77472.00 | 10.73 | 94877.00 | 0.00 | 94877.00 | 12.05 | 94877.00 | 0.00 | 94877.00 | 11.91 |
| TOTAL U.T. | | 84915.00 | 0.00 | 84915.00 | 2.72 | 94877.00 | 0.00 | 94877.00 | 2.68 | 94877.00 | 0.00 | 94877.00 | 2.50 |
| TOTAL (STATE & UTs) | | 826539.00 | 547672.00 | 1374211.00 | .36 | 1084096.00 | 703608.00 | 1787704.00 | .39 | 1657176.00 | 536004.00 | 2193180.00 | .44 |

..NICNET..

STATEMENT NO. (8): PLAN & NON-PLAN BUDGETED EXPENDITURE ON ELEMENTARY EDUCATION (Sub-head wise)

ACCOUNT: REVENUE ACCOUNT
PROGRAM: OTHER EXPENDITURE

(RUPEES IN THOUSANDS)

| SL. NO. | STATE/UNION TERRITORY | 2005-06 (ACTUALS) | | | | 2006-07 (R.E.) | | | | 2007-08 (B.E.) | | | |
|---------------------|-----------------------|-------------------|------------|-------------|----------------------------------|----------------|-------------|-------------|----------------------------------|----------------|-------------|-------------|----------------------------------|
| | | PLAN | NON-PLAN | TOTAL | % AGE TO TOTAL EXP. ON PMY. EDN. | PLAN | NON-PLAN | TOTAL | % AGE TO TOTAL EXP. ON PMY. EDN. | PLAN | NON-PLAN | TOTAL | % AGE TO TOTAL EXP. ON PMY. EDN. |
| 1 | ANDHRA PRADESH | 2845166.00 | 110797.00 | 2955963.00 | 12.52 | 3113225.00 | 853061.00 | 3966286.00 | 14.68 | 3230737.00 | 920125.00 | 4150862.00 | 13.61 |
| 2 | ARUNACHAL PRADESH | 87465.00 | 0.00 | 87465.00 | 6.69 | 187762.00 | 0.00 | 187762.00 | 13.54 | 15100.00 | 0.00 | 15100.00 | 1.21 |
| 3 | ASSAM | 1024784.00 | 405273.00 | 1430057.00 | 10.07 | 209700.00 | 57845.00 | 267545.00 | 1.25 | 478900.00 | 58054.00 | 536954.00 | 2.57 |
| 4 | BIHAR | 3062027.00 | 5109965.00 | 8171992.00 | 30.55 | 3838892.00 | 210007.00 | 4048899.00 | 12.71 | 0.00 | 6710116.00 | 6710116.00 | 22.02 |
| 5 | CHHATTISGARH | 4915.00 | 35825.00 | 40740.00 | .52 | 5625.00 | 50000.00 | 55625.00 | .53 | 2503425.00 | 50000.00 | 2553425.00 | 21.92 |
| 6 | COA | 56447.00 | 144161.00 | 200608.00 | 31.51 | 79170.00 | 161579.00 | 240749.00 | 34.36 | 82079.00 | 181327.00 | 263406.00 | 34.25 |
| 7 | GUJARAT | 345513.00 | 56012.00 | 401525.00 | 1.82 | 569495.00 | 57425.00 | 626920.00 | 2.54 | 761949.00 | 43829.00 | 805778.00 | 3.25 |
| 8 | HARYANA | 331582.00 | 104050.00 | 435632.00 | 5.08 | 130000.00 | 150100.00 | 280100.00 | 2.97 | 130000.00 | 150100.00 | 280100.00 | 2.56 |
| 9 | HIMACHAL PRADESH | 265258.00 | 173773.00 | 439031.00 | 7.09 | 217321.00 | 146588.00 | 363909.00 | 5.06 | 1020434.00 | 189858.00 | 1210292.00 | 12.77 |
| 10 | JAMMU & KASHMIR | ... | ... | ... | ... | ... | ... | ... | ... | ... | ... | ... | ... |
| 11 | JHARKHAND | 1874986.00 | 0.00 | 1874986.00 | 17.36 | 1586600.00 | 0.00 | 1586600.00 | 11.74 | 4163300.00 | 0.00 | 4163300.00 | 29.85 |
| 12 | KARNATAKA | 690265.00 | 167367.00 | 857632.00 | 3.22 | 830809.00 | 177760.00 | 1008569.00 | 3.25 | 3210163.00 | 183519.00 | 3393682.00 | 9.01 |
| 13 | KERALA | 237575.00 | 12760.00 | 250335.00 | 1.80 | 0.00 | 29171.00 | 29171.00 | .15 | 0.00 | 38763.00 | 38763.00 | .14 |
| 14 | MADHYA PRADESH | 0.00 | 1000.00 | 1000.00 | .01 | 0.00 | 1000.00 | 1000.00 | .00 | 0.00 | 20000.00 | 20000.00 | .08 |
| 15 | MAHARASHTRA | 1131242.00 | 0.00 | 1131242.00 | 2.37 | 2670076.00 | 0.00 | 2670076.00 | 4.75 | 2775079.00 | 0.00 | 2775079.00 | 5.01 |
| 16 | MANIPUR | 182965.00 | 357759.00 | 540724.00 | 30.50 | 106780.00 | 375582.00 | 482362.00 | 28.74 | 242605.00 | 379252.00 | 621857.00 | 34.89 |
| 17 | MEGHALAYA | 130.00 | 281.00 | 411.00 | .03 | 200.00 | 1150.00 | 1350.00 | .09 | 400.00 | 1155.00 | 1555.00 | .08 |
| 18 | MIZORAM | ... | ... | ... | ... | ... | ... | ... | ... | ... | ... | ... | ... |
| 19 | NAGALAND | 60000.00 | 0.00 | 60000.00 | 3.66 | 209603.00 | 0.00 | 209603.00 | 10.96 | 143804.00 | 0.00 | 143804.00 | 7.25 |
| 20 | ORISSA | 57330.00 | 484.00 | 57814.00 | .46 | 158870.00 | 833.00 | 159703.00 | 1.14 | 809260.00 | 1704083.00 | 2513343.00 | 16.33 |
| 21 | PUNJAB | ... | ... | ... | ... | ... | ... | ... | ... | ... | ... | ... | ... |
| 22 | RAJASTHAN | 647273.00 | 1283722.00 | 1930995.00 | 7.02 | 612235.00 | 1288663.00 | 1900898.00 | 6.71 | 591776.00 | 1451496.00 | 2043272.00 | 6.76 |
| 23 | SIKKIM | 30621.00 | 0.00 | 30621.00 | 3.50 | 62195.00 | 0.00 | 62195.00 | 6.93 | 35200.00 | 0.00 | 35200.00 | 3.57 |
| 24 | TAMIL NADU | 411809.00 | 180.00 | 411989.00 | 2.06 | 845590.00 | 6200.00 | 851790.00 | 2.84 | 1239364.00 | 200.00 | 1239564.00 | 3.45 |
| 25 | TRIPURA | ... | ... | ... | ... | ... | ... | ... | ... | ... | ... | ... | ... |
| 26 | UTTARAKHAND | 91135.00 | 1018.00 | 92153.00 | 1.84 | 82001.00 | 1037.00 | 83038.00 | 1.55 | 84002.00 | 1300.00 | 85302.00 | 1.34 |
| 27 | UTTAR PRADESH | 103905.00 | 1056093.00 | 1159998.00 | 2.43 | 123355.00 | 7369337.00 | 7492692.00 | 13.54 | 425183.00 | 2851048.00 | 3276231.00 | 5.26 |
| 28 | WEST BENGAL | 4644132.00 | 313708.00 | 4957840.00 | 23.55 | 5476277.00 | 385358.00 | 5861635.00 | 24.69 | 3626000.00 | 406493.00 | 4032493.00 | 17.44 |
| TOTAL STATES | | 18186525.00 | 9334228.00 | 27520753.00 | 7.22 | 21115781.00 | 11322696.00 | 32438477.00 | 7.14 | 25568760.00 | 15340718.00 | 40909478.00 | 8.20 |
| 29 | A. & N. ISLANDS | 66272.00 | 10836.00 | 77108.00 | 14.30 | 66681.00 | 13843.00 | 80524.00 | 12.95 | 60700.00 | 13780.00 | 74480.00 | 11.69 |
| 30 | CHANDIGARH | 35020.00 | 945.00 | 35965.00 | 7.77 | 29063.00 | 907.00 | 29970.00 | 6.05 | 23500.00 | 907.00 | 24407.00 | 4.66 |
| 31 | DADRA & NAGAR HAVELI | ... | ... | ... | ... | ... | ... | ... | ... | ... | ... | ... | ... |
| 32 | DAMAN & DIU | 545.00 | 840.00 | 1385.00 | 1.72 | 700.00 | 900.00 | 1600.00 | 1.94 | 700.00 | 900.00 | 1600.00 | 1.88 |
| 33 | DELHI | 0.00 | 0.00 | 0.00 | .00 | 0.00 | 85.00 | 85.00 | .01 | 0.00 | 0.00 | 0.00 | .00 |
| 34 | LAKSHADWEEP | 0.00 | 0.00 | 0.00 | .00 | 0.00 | 0.00 | 0.00 | .00 | 0.00 | 500.00 | 500.00 | 2.82 |
| 35 | PUDUCHERRY | 127384.00 | 1726.00 | 129110.00 | 17.89 | 146351.00 | 1370.00 | 147721.00 | 18.76 | 139123.00 | 1749.00 | 140872.00 | 17.68 |
| TOTAL U.T. | | 229221.00 | 14347.00 | 243568.00 | 7.80 | 242795.00 | 17105.00 | 259900.00 | 7.34 | 224023.00 | 17836.00 | 241859.00 | 6.37 |
| TOTAL (STATE & UTs) | | 18415746.00 | 9348575.00 | 27764321.00 | 7.22 | 21358576.00 | 11339801.00 | 32698377.00 | 7.14 | 25792783.00 | 15358554.00 | 41151337.00 | 8.19 |

..NICNET..

STATEMENT NO. (9): PLAN & NON-PLAN BUDGETED EXPENDITURE ON SECONDARY EDUCATION

| SL. NO. | STATE/UNION TERRITORY | 2005-06 (ACTUALS) | | | | 2006-07 (R.E.) | | | | 2007-08 (B.E.) | | | |
|---------------------|-----------------------|-------------------|--------------|--------------|----------------------------------|----------------|--------------|--------------|----------------------------------|----------------|--------------|--------------|----------------------------------|
| | | PLAN | NON-PLAN | TOTAL | % AGE TO TOTAL EXP. ON EDUCATION | PLAN | NON-PLAN | TOTAL | % AGE TO TOTAL EXP. ON EDUCATION | PLAN | NON-PLAN | TOTAL | % AGE TO TOTAL EXP. ON EDUCATION |
| | | | | | | | | | | | | | |
| 1 | ANDHRA PRADESH | 390938.00 | 14973092.00 | 15364030.00 | 30.42 | 552358.00 | 16707522.00 | 17259880.00 | 29.35 | 1341637.00 | 18786578.00 | 20128215.00 | 30.05 |
| 2 | ARUNACHAL PRADESH | 246818.00 | 201362.00 | 448180.00 | 22.22 | 247908.00 | 222451.00 | 470359.00 | 21.87 | 254200.00 | 239903.00 | 494103.00 | 24.00 |
| 3 | ASSAM | 609785.00 | 5926801.00 | 6536586.00 | 26.90 | 268700.00 | 8602286.00 | 8870986.00 | 25.45 | 158700.00 | 8287804.00 | 8446504.00 | 24.50 |
| 4 | BIHAR | 21000.00 | 7039002.00 | 7060002.00 | 16.61 | 82500.00 | 8310591.00 | 8393091.00 | 16.81 | 21000.00 | 8313465.00 | 8334465.00 | 17.06 |
| 5 | CHHATTISGARH | 1252618.00 | 1000940.00 | 2253558.00 | 18.98 | 2112936.00 | 1156943.00 | 3269879.00 | 20.29 | 2314612.00 | 1388862.00 | 3703474.00 | 20.88 |
| 6 | COA | 106647.00 | 1506881.00 | 1613528.00 | 54.87 | 630680.00 | 1546695.00 | 2177375.00 | 59.85 | 216564.00 | 1660467.00 | 1877031.00 | 55.24 |
| 7 | GUJARAT | 142617.00 | 12506137.00 | 12648754.00 | 31.23 | 112282.00 | 12019798.00 | 12132080.00 | 28.02 | 418486.00 | 13329230.00 | 13747716.00 | 29.84 |
| 8 | HARYANA | 876990.00 | 5978491.00 | 6855481.00 | 37.21 | 853455.00 | 7087425.00 | 7940880.00 | 37.61 | 938000.00 | 8122750.00 | 9060750.00 | 36.05 |
| 9 | HIMACHAL PRADESH | 663249.00 | 3769474.00 | 4432723.00 | 38.46 | 358807.00 | 4052534.00 | 4411341.00 | 35.44 | 533682.00 | 3484701.00 | 4018383.00 | 27.32 |
| 10 | JAMMU & KASHMIR | 0.00 | 2760990.00 | 2760990.00 | 40.19 | 3000.00 | 4357614.00 | 4360614.00 | 37.79 | 40000.00 | 4541264.00 | 4581264.00 | 37.06 |
| 11 | JHARKHAND | 89298.00 | 1742811.00 | 1832109.00 | 11.72 | 224895.00 | 2949479.00 | 3174374.00 | 16.05 | 447000.00 | 2417398.00 | 2864398.00 | 14.23 |
| 12 | KARNATAKA | 948295.00 | 12094350.00 | 13042645.00 | 27.52 | 2786891.00 | 14717543.00 | 17504434.00 | 30.76 | 2427043.00 | 17154850.00 | 19581893.00 | 29.09 |
| 13 | KERALA | 117697.00 | 12281589.00 | 12399286.00 | 36.78 | 396751.00 | 18725621.00 | 19122372.00 | 39.97 | 625500.00 | 22218708.00 | 22844208.00 | 37.76 |
| 14 | MADHYA PRADESH | 394125.00 | 3851329.00 | 4245454.00 | 15.02 | 943247.00 | 6114570.00 | 7057817.00 | 20.55 | 1248393.00 | 6636766.00 | 7885159.00 | 19.93 |
| 15 | MAHARASHTRA | 1694863.00 | 39855519.00 | 41550382.00 | 39.33 | 2651389.00 | 44940271.00 | 47591660.00 | 38.66 | 1905432.00 | 45578525.00 | 47483957.00 | 39.28 |
| 16 | MANIPUR | 54994.00 | 770395.00 | 825389.00 | 21.43 | 98250.00 | 756568.00 | 854818.00 | 25.76 | 37205.00 | 763436.00 | 800641.00 | 23.58 |
| 17 | MEGHALAYA | 116042.00 | 544277.00 | 660319.00 | 23.30 | 259612.00 | 616155.00 | 875767.00 | 28.73 | 330825.00 | 682426.00 | 1013251.00 | 27.34 |
| 18 | MIZORAM | 245186.00 | 321016.00 | 566202.00 | 23.08 | 279630.00 | 341544.00 | 621174.00 | 23.94 | 316330.00 | 384094.00 | 700424.00 | 25.94 |
| 19 | NAGALAND | 37165.00 | 663997.00 | 701162.00 | 24.94 | 45280.00 | 619202.00 | 664482.00 | 22.43 | 60050.00 | 661281.00 | 721331.00 | 23.62 |
| 20 | ORISSA | 1106366.00 | 5292013.00 | 6398379.00 | 28.06 | 1151557.00 | 5218354.00 | 6369911.00 | 25.49 | 1075602.00 | 5778509.00 | 6854111.00 | 25.13 |
| 21 | PUNJAB | 529903.00 | 13645963.00 | 14175866.00 | 63.45 | 1027780.00 | 15325884.00 | 16353664.00 | 65.91 | 581664.00 | 16729976.00 | 17311640.00 | 62.90 |
| 22 | RAJASTHAN | 681813.00 | 13763463.00 | 14445276.00 | 31.45 | 268925.00 | 15194317.00 | 15463242.00 | 32.29 | 242788.00 | 16996046.00 | 17238834.00 | 33.22 |
| 23 | SIKKIM | 277637.00 | 551024.00 | 828661.00 | 45.17 | 288945.00 | 572794.00 | 861739.00 | 45.40 | 281740.00 | 605777.00 | 887517.00 | 43.73 |
| 24 | TAMIL NADU | 451929.00 | 17678729.00 | 18130658.00 | 37.01 | 346496.00 | 24518312.00 | 24864808.00 | 36.94 | 1790325.00 | 29919042.00 | 31709367.00 | 39.16 |
| 25 | TRIPURA | 24633.00 | 1714035.00 | 1738668.00 | 40.40 | 137578.00 | 2114423.00 | 2252001.00 | 47.33 | 76160.00 | 2543488.00 | 2619648.00 | 46.76 |
| 26 | UTTARAKHAND | 737989.00 | 4174213.00 | 4912202.00 | 42.95 | 1018739.00 | 4425561.00 | 5444300.00 | 42.76 | 1329850.00 | 5186670.00 | 6516520.00 | 44.29 |
| 27 | UTTAR PRADESH | 3407764.00 | 22184674.00 | 25592438.00 | 31.89 | 6462770.00 | 25361974.00 | 31824744.00 | 32.99 | 1126348.00 | 26065863.00 | 27192211.00 | 27.38 |
| 28 | WEST BENGAL | 24074.00 | 24377293.00 | 24401367.00 | 45.17 | 173520.00 | 27195619.00 | 27369139.00 | 44.16 | 395536.00 | 28786557.00 | 29182093.00 | 46.41 |
| TOTAL STATES | | 15250435.00 | 231169860.00 | 246420295.00 | 33.03 | 23784881.00 | 273772050.00 | 297556931.00 | 33.41 | 20534672.00 | 297264436.00 | 317799108.00 | 32.92 |
| 29 | A. & N. ISLANDS | 81127.00 | 296441.00 | 377568.00 | 34.39 | 94677.00 | 344907.00 | 439584.00 | 34.87 | 115550.00 | 344671.00 | 460221.00 | 35.53 |
| 30 | CHANDIGARH | 35587.00 | 305772.00 | 341359.00 | 19.84 | 41841.00 | 331829.00 | 373670.00 | 20.07 | 61000.00 | 337523.00 | 398523.00 | 20.20 |
| 31 | DADRA & NAGAR HAVELI | 19471.00 | 26063.00 | 45534.00 | 20.72 | 25100.00 | 27900.00 | 53000.00 | 22.72 | 26600.00 | 29700.00 | 56300.00 | 22.85 |
| 32 | DAMAN & DIU | 12339.00 | 57380.00 | 69719.00 | 37.39 | 14100.00 | 60300.00 | 74400.00 | 36.24 | 14600.00 | 61500.00 | 76100.00 | 37.18 |
| 33 | DELHI | 708591.00 | 11860870.00 | 12569461.00 | 81.69 | 911500.00 | 13392367.00 | 14303867.00 | 80.50 | 1329300.00 | 15436888.00 | 16766188.00 | 77.04 |
| 34 | LAKSHADWEEP | 8972.00 | 106236.00 | 115208.00 | 83.51 | 12100.00 | 124238.00 | 136338.00 | 82.83 | 12350.00 | 108850.00 | 121200.00 | 68.42 |
| 35 | PUDUCHERRY | 169424.00 | 441680.00 | 611104.00 | 33.34 | 224255.00 | 483569.00 | 707824.00 | 33.66 | 211072.00 | 500322.00 | 711394.00 | 32.04 |
| TOTAL U.T. | | 1035511.00 | 13094442.00 | 14129953.00 | 68.65 | 1323573.00 | 14765110.00 | 16088683.00 | 68.18 | 1770472.00 | 16819454.00 | 18589926.00 | 66.68 |
| TOTAL (STATE & UTs) | | 16285946.00 | 244264302.00 | 260550248.00 | 33.99 | 25108454.00 | 288537160.00 | 313645614.00 | 34.31 | 22305144.00 | 314083890.00 | 336389034.00 | 33.87 |
| CENTRE TOTAL | | 8857429.00 | 8638679.00 | 17496108.00 | 9.82 | 10870000.00 | 9010400.00 | 19880400.00 | 8.20 | 31640000.00 | 9460000.00 | 41100000.00 | 12.70 |
| GRAND TOTAL | | 25143375.00 | 252902981.00 | 278046356.00 | 29.43 | 35978454.00 | 297547560.00 | 333526014.00 | 28.83 | 53945144.00 | 323543890.00 | 377489034.00 | 28.67 |

NICNET..

STATEMENT NO. (10): PLAN & NON-PLAN BUDGETED EXPENDITURE ON SECONDARY EDUCATION (Sub-head wise)

ACCOUNT: REVENUE ACCOUNT
PROGRAM: DIRECTION, INSPECTION & ADMINISTRATION

(RUPEES IN THOUSANDS)

| SL. NO. | STATE/UNION TERRITORY | 2005-06 (ACTUALS) | | | | 2006-07 (R.E.) | | | | 2007-08 (B.E.) | | | |
|---------|-----------------------|-------------------|------------|------------|----------------------------------|----------------|------------|------------|----------------------------------|----------------|------------|-------------|----------------------------------|
| | | PLAN | NON-PLAN | TOTAL | % AGE TO TOTAL EXP. ON SEC. EDN. | PLAN | NON-PLAN | TOTAL | % AGE TO TOTAL EXP. ON SEC. EDN. | PLAN | NON-PLAN | TOTAL | % AGE TO TOTAL EXP. ON SEC. EDN. |
| 1 | ANDHRA PRADESH | 0.00 | 2413.00 | 2413.00 | .02 | 0.00 | 9309.00 | 9309.00 | .05 | 0.00 | 11391.00 | 11391.00 | .06 |
| 2 | ARUNACHAL PRADESH | ... | ... | ... | ... | ... | ... | ... | ... | ... | ... | ... | ... |
| 3 | ASSAM | 2199.00 | 84450.00 | 86649.00 | 1.33 | 5169.00 | 1169557.00 | 1174726.00 | 13.24 | 800.00 | 997230.00 | 998030.00 | 11.82 |
| 4 | BIHAR | 0.00 | 139871.00 | 139871.00 | 1.98 | 0.00 | 187420.00 | 187420.00 | 2.23 | 1000.00 | 187057.00 | 188057.00 | 2.26 |
| 5 | CHHATTISGARH | ... | ... | ... | ... | ... | ... | ... | ... | ... | ... | ... | ... |
| 6 | COA | 0.00 | 243.00 | 243.00 | .02 | 0.00 | 450.00 | 450.00 | .02 | 0.00 | 302.00 | 302.00 | .02 |
| 7 | GUJARAT | 0.00 | 34752.00 | 34752.00 | .27 | 0.00 | 35676.00 | 35676.00 | .29 | 231.00 | 37655.00 | 37886.00 | .28 |
| 8 | HARYANA | 28989.00 | 103455.00 | 132444.00 | 1.93 | 63264.00 | 202691.00 | 265955.00 | 3.35 | 60300.00 | 211232.00 | 271532.00 | 3.00 |
| 9 | HIMACHAL PRADESH | 0.00 | 99900.00 | 99900.00 | 2.25 | 0.00 | 102117.00 | 102117.00 | 2.31 | 0.00 | 92212.00 | 92212.00 | 2.29 |
| 10 | JAMMU & KASHMIR | 0.00 | 2738750.00 | 2738750.00 | 99.19 | 0.00 | 4330940.00 | 4330940.00 | 99.32 | 0.00 | 4514590.00 | 4514590.00 | 98.54 |
| 11 | JHARKHAND | 0.00 | 57825.00 | 57825.00 | 3.16 | 0.00 | 70523.00 | 70523.00 | 2.22 | 0.00 | 73858.00 | 73858.00 | 2.58 |
| 12 | KARNATAKA | 19082.00 | 119455.00 | 138537.00 | 1.06 | 16615.00 | 114923.00 | 131538.00 | .75 | 20976.00 | 172716.00 | 193692.00 | .99 |
| 13 | KERALA | 6847.00 | 405284.00 | 412131.00 | 3.32 | 15500.00 | 482212.00 | 497712.00 | 2.60 | 16500.00 | 564953.00 | 581453.00 | 2.55 |
| 14 | MADHYA PRADESH | 0.00 | 7011.00 | 7011.00 | .17 | 0.00 | 9401.00 | 9401.00 | .13 | 0.00 | 50579.00 | 50579.00 | .64 |
| 15 | MAHARASHTRA | 0.00 | 197011.00 | 197011.00 | .47 | 0.00 | 198337.00 | 198337.00 | .42 | 0.00 | 198189.00 | 198189.00 | .42 |
| 16 | MANIPUR | 1300.00 | 6947.00 | 8247.00 | 1.00 | 40050.00 | 2781.00 | 42831.00 | 5.01 | 5320.00 | 3158.00 | 8478.00 | 1.06 |
| 17 | MEGHALAYA | 2113.00 | 24534.00 | 26647.00 | 4.04 | 4590.00 | 28741.00 | 33331.00 | 3.81 | 12530.00 | 30950.00 | 43480.00 | 4.29 |
| 18 | MIZORAM | 0.00 | 9661.00 | 9661.00 | 1.71 | 0.00 | 10390.00 | 10390.00 | 1.67 | 10040.00 | 11750.00 | 21790.00 | 3.11 |
| 19 | NAGALAND | 16900.00 | 261890.00 | 278790.00 | 39.76 | 18700.00 | 153093.00 | 171793.00 | 25.85 | 20100.00 | 168618.00 | 188718.00 | 26.16 |
| 20 | ORISSA | 0.00 | 71788.00 | 71788.00 | 1.12 | 0.00 | 76046.00 | 76046.00 | 1.19 | 0.00 | 85353.00 | 85353.00 | 1.25 |
| 21 | PUNJAB | 0.00 | 166170.00 | 166170.00 | 1.17 | 0.00 | 180446.00 | 180446.00 | 1.10 | 0.00 | 197179.00 | 197179.00 | 1.14 |
| 22 | RAJASTHAN | 27006.00 | 254363.00 | 282169.00 | 1.95 | 28332.00 | 371809.00 | 400141.00 | 2.59 | 20300.00 | 399979.00 | 420279.00 | 2.44 |
| 23 | SIKKIM | 15441.00 | 29476.00 | 44917.00 | 5.42 | 16650.00 | 28601.00 | 45251.00 | 5.25 | 22000.00 | 35689.00 | 57689.00 | 6.50 |
| 24 | TAMIL NADU | 0.00 | 304416.00 | 304416.00 | 1.68 | 200.00 | 389210.00 | 389410.00 | 1.57 | 220.00 | 431965.00 | 432185.00 | 1.36 |
| 25 | TRIPURA | 0.00 | 700.00 | 700.00 | .04 | 0.00 | 1000.00 | 1000.00 | .04 | 0.00 | 1130.00 | 1130.00 | .04 |
| 26 | UTTARAKHAND | 70782.00 | 74606.00 | 145388.00 | 2.96 | 81380.00 | 80429.00 | 161809.00 | 2.97 | 99861.00 | 79677.00 | 179538.00 | 2.76 |
| 27 | UTTAR PRADESH | 0.00 | 341224.00 | 341224.00 | 1.33 | 0.00 | 352676.00 | 352676.00 | 1.11 | 34925.00 | 448453.00 | 483378.00 | 1.78 |
| 28 | WEST BENGAL | 0.00 | 446163.00 | 446163.00 | 1.83 | 12000.00 | 508325.00 | 520325.00 | 1.90 | 14000.00 | 535520.00 | 549520.00 | 1.88 |
| | TOTAL STATES | 191459.00 | 5982358.00 | 6173817.00 | 2.51 | 302450.00 | 9097103.00 | 9399553.00 | 3.16 | 339103.00 | 9541385.00 | 9880488.00 | 3.11 |
| 29 | A. & N. ISLANDS | ... | ... | ... | ... | ... | ... | ... | ... | ... | ... | ... | ... |
| 30 | CHANDIGARH | 0.00 | 6296.00 | 6296.00 | 1.84 | 0.00 | 6481.00 | 6481.00 | 1.73 | 0.00 | 6775.00 | 6775.00 | 1.70 |
| 31 | DADRA & NAGAR HAVELI | ... | ... | ... | ... | ... | ... | ... | ... | ... | ... | ... | ... |
| 32 | DAMAN & DIU | 11929.00 | 32103.00 | 44032.00 | 63.16 | 13200.00 | 33700.00 | 46900.00 | 63.04 | 13700.00 | 34300.00 | 48000.00 | 63.07 |
| 33 | DELHI | 5998.00 | 61228.00 | 67226.00 | .53 | 9000.00 | 68500.00 | 77500.00 | .54 | 11000.00 | 86115.00 | 97115.00 | .58 |
| 34 | LAKSHADWEEP | ... | ... | ... | ... | ... | ... | ... | ... | ... | ... | ... | ... |
| 35 | PUDUCHERRY | 1107.00 | 21669.00 | 22776.00 | 3.73 | 3156.00 | 25278.00 | 28434.00 | 4.02 | 3156.00 | 27331.00 | 30487.00 | 4.29 |
| | TOTAL U. T. | 19034.00 | 121296.00 | 140330.00 | .99 | 25356.00 | 133959.00 | 159315.00 | .99 | 27856.00 | 154521.00 | 182377.00 | .98 |
| | TOTAL (STATE & UTs) | 210493.00 | 6103654.00 | 6314147.00 | 2.42 | 327806.00 | 9231062.00 | 9558868.00 | 3.05 | 366959.00 | 9695906.00 | 10062865.00 | 2.99 |

..NICNET..

STATEMENT NO. (10): PLAN & NON-PLAN BUDGETED EXPENDITURE ON SECONDARY EDUCATION (Sub-head wise)

ACCOUNT: REVENUE ACCOUNT
PROGRAM: GOVERNMENT SECONDARY SCHOOLS

(RUPEES IN THOUSANDS)

| SL. NO. | STATE/UNION TERRITORY | 2005-06 (ACTUALS) | | | | 2006-07 (R.E.) | | | | 2007-08 (B.E.) | | | |
|---------------------|-----------------------|-------------------|-------------|-------------|----------------------------------|----------------|-------------|--------------|----------------------------------|----------------|--------------|--------------|----------------------------------|
| | | PLAN | NON-PLAN | TOTAL | % AGE TO TOTAL EXP. ON SEC. EDN. | PLAN | NON-PLAN | TOTAL | % AGE TO TOTAL EXP. ON SEC. EDN. | PLAN | NON-PLAN | TOTAL | % AGE TO TOTAL EXP. ON SEC. EDN. |
| 1 | ANDHRA PRADESH | 21699.00 | 1544636.00 | 1566335.00 | 10.19 | 149040.00 | 1837805.00 | 1986845.00 | 11.51 | 452260.00 | 2131708.00 | 2583968.00 | 12.84 |
| 2 | ARUNACHAL PRADESH | 156454.00 | 198860.00 | 355314.00 | 79.28 | 174693.00 | 219644.00 | 394337.00 | 83.84 | 217000.00 | 237435.00 | 454435.00 | 91.97 |
| 3 | ASSAM | 2694.00 | 149992.00 | 152686.00 | 2.34 | 9800.00 | 411662.00 | 421462.00 | 4.75 | 0.00 | 356345.00 | 356345.00 | 4.22 |
| 4 | BIHAR | 21000.00 | 5697603.00 | 5718603.00 | 81.00 | 3500.00 | 7813056.00 | 7816556.00 | 93.13 | 10000.00 | 6640904.00 | 6650904.00 | 79.80 |
| 5 | CHHATTISGARH | 1028399.00 | 832028.00 | 1860427.00 | 82.56 | 1714257.00 | 809653.00 | 2523910.00 | 77.19 | 1787570.00 | 941080.00 | 2728650.00 | 73.68 |
| 6 | COA | 2548.00 | 168314.00 | 170862.00 | 10.59 | 15000.00 | 174685.00 | 189685.00 | 8.71 | 7500.00 | 188996.00 | 196496.00 | 10.47 |
| 7 | GUJARAT | 3795.00 | 472882.00 | 476677.00 | 3.77 | 10700.00 | 469385.00 | 480085.00 | 3.96 | 16950.00 | 434535.00 | 451485.00 | 3.28 |
| 8 | HARYANA | 757969.00 | 5414394.00 | 6172363.00 | 90.04 | 686471.00 | 6264086.00 | 6950557.00 | 87.53 | 471226.00 | 7330816.00 | 7802042.00 | 86.11 |
| 9 | HIMACHAL PRADESH | 608404.00 | 3371326.00 | 3979730.00 | 89.78 | 248191.00 | 3631005.00 | 3879196.00 | 87.94 | 306602.00 | 3098952.00 | 3405554.00 | 84.75 |
| 10 | JAMMU & KASHMIR | 0.00 | 0.00 | 0.00 | .00 | 3000.00 | 0.00 | 3000.00 | .07 | 40000.00 | 0.00 | 40000.00 | .87 |
| 11 | JHARKHAND | 0.00 | 1343728.00 | 1343728.00 | 73.34 | 0.00 | 2640026.00 | 2640026.00 | 83.17 | 0.00 | 2026096.00 | 2026096.00 | 70.73 |
| 12 | KARNATAKA | 49407.00 | 1175865.00 | 1225272.00 | 9.39 | 1074903.00 | 1607390.00 | 2682293.00 | 15.32 | 274424.00 | 1873674.00 | 2148098.00 | 10.97 |
| 13 | KERALA | 92253.00 | 3722574.00 | 3814827.00 | 30.77 | 230000.00 | 6909858.00 | 7139858.00 | 37.34 | 265000.00 | 8302001.00 | 8567001.00 | 37.50 |
| 14 | MADHYA PRADESH | 46816.00 | 3257275.00 | 3304091.00 | 77.83 | 893247.00 | 5338079.00 | 6231326.00 | 88.29 | 1006657.00 | 5702216.00 | 6708873.00 | 85.08 |
| 15 | MAHARASHTRA | 0.00 | 57708.00 | 57708.00 | .14 | 0.00 | 70268.00 | 70268.00 | .15 | 0.00 | 70032.00 | 70032.00 | .15 |
| 16 | MANIPUR | 0.00 | 715276.00 | 715276.00 | 86.66 | 0.00 | 705004.00 | 705004.00 | 82.47 | 0.00 | 711180.00 | 711180.00 | 88.83 |
| 17 | MEGHALAYA | 19417.00 | 115999.00 | 135416.00 | 20.51 | 31780.00 | 113631.00 | 145411.00 | 16.60 | 48872.00 | 130063.00 | 178935.00 | 17.66 |
| 18 | MIZORAM | 96267.00 | 280741.00 | 377008.00 | 66.59 | 144800.00 | 297133.00 | 441933.00 | 71.14 | 156610.00 | 331150.00 | 487760.00 | 69.64 |
| 19 | NAGALAND | 7830.00 | 366990.00 | 374820.00 | 53.46 | 13530.00 | 393566.00 | 407096.00 | 61.27 | 24100.00 | 437555.00 | 461655.00 | 64.00 |
| 20 | ORISSA | 120443.00 | 5049482.00 | 5169925.00 | 80.80 | 206594.00 | 4968242.00 | 5174836.00 | 81.24 | 164558.00 | 5505432.00 | 5669990.00 | 82.72 |
| 21 | PUNJAB | 529903.00 | 12191735.00 | 12721638.00 | 89.74 | 1027780.00 | 14055776.00 | 15083556.00 | 92.23 | 581664.00 | 15452761.00 | 16034425.00 | 92.62 |
| 22 | RAJASTHAN | 607740.00 | 12219284.00 | 12827024.00 | 88.80 | 209601.00 | 13488686.00 | 13698287.00 | 88.59 | 197465.00 | 15138198.00 | 15335663.00 | 88.96 |
| 23 | SIKKIM | 242292.00 | 521548.00 | 763840.00 | 92.18 | 230545.00 | 544193.00 | 774738.00 | 89.90 | 208113.00 | 570088.00 | 778201.00 | 87.68 |
| 24 | TAMIL NADU | 200435.00 | 10434565.00 | 10635000.00 | 58.66 | 81608.00 | 15153573.00 | 15235181.00 | 61.27 | 1303948.00 | 19172968.00 | 20476916.00 | 64.58 |
| 25 | TRIPURA | 19136.00 | 1563420.00 | 1582556.00 | 91.02 | 130794.00 | 1936206.00 | 2067000.00 | 91.79 | 67348.00 | 2352683.00 | 2420031.00 | 92.38 |
| 26 | UTTARAKHAND | 505230.00 | 3136115.00 | 3641345.00 | 74.13 | 788419.00 | 3367510.00 | 4159299.00 | 76.34 | 1062058.00 | 4112255.00 | 5174313.00 | 79.40 |
| 27 | UTTAR PRADESH | 16598.00 | 1816557.00 | 1833155.00 | 7.16 | 28898.00 | 1902754.00 | 1931652.00 | 6.07 | 53353.00 | 2572953.00 | 2626306.00 | 9.66 |
| 28 | WEST BENGAL | 4611.00 | 268989.00 | 273600.00 | 1.12 | 2000.00 | 402443.00 | 404443.00 | 1.48 | 10000.00 | 423535.00 | 433535.00 | 1.49 |
| TOTAL STATES | | 5161340.00 | 76087886.00 | 81249226.00 | 32.97 | 8109151.00 | 95525319.00 | 103634470.00 | 34.83 | 8733278.00 | 106245611.00 | 114978889.00 | 36.18 |
| 29 | A. & N. ISLANDS | 62907.00 | 268567.00 | 331474.00 | 87.79 | 73785.00 | 309523.00 | 383308.00 | 87.20 | 85400.00 | 312070.00 | 397470.00 | 86.37 |
| 30 | CHANDIGARH | 21916.00 | 274723.00 | 296639.00 | 86.90 | 27071.00 | 299600.00 | 326671.00 | 87.42 | 45600.00 | 305000.00 | 350600.00 | 87.97 |
| 31 | DADRA & NAGAR HAVELI | 15739.00 | 24993.00 | 40732.00 | 89.45 | 17600.00 | 26835.00 | 44435.00 | 83.84 | 19570.00 | 28400.00 | 47970.00 | 85.20 |
| 32 | DAMAN & DIU | | | | | | | | | | | | |
| 33 | DELHI | 0.00 | 2286260.00 | 2286260.00 | 18.19 | 0.00 | 2928000.00 | 2928000.00 | 20.47 | 0.00 | 3232004.00 | 3232004.00 | 19.28 |
| 34 | LAKSHADWEEP | 8972.00 | 105940.00 | 114912.00 | 99.74 | 12100.00 | 123678.00 | 135778.00 | 99.59 | 12350.00 | 108140.00 | 120490.00 | 99.41 |
| 35 | PUDUCHERRY | 144802.00 | 310617.00 | 455419.00 | 74.52 | 184164.00 | 327023.00 | 511187.00 | 72.22 | 184443.00 | 338769.00 | 523212.00 | 73.55 |
| TOTAL U.T. | | 254336.00 | 3271100.00 | 3525436.00 | 24.95 | 314720.00 | 4014659.00 | 4329379.00 | 26.91 | 347363.00 | 4324383.00 | 4671746.00 | 25.13 |
| TOTAL (STATE & UTs) | | 5415676.00 | 79358986.00 | 84774662.00 | 32.54 | 8423871.00 | 99539978.00 | 107963849.00 | 34.42 | 9080641.00 | 110569994.00 | 119650635.00 | 35.57 |

..NICNET..

STATEMENT NO. (10): PLAN & NON-PLAN BUDGETED EXPENDITURE ON SECONDARY EDUCATION (Sub-head wise)

ACCOUNT: REVENUE ACCOUNT
PROGRAM: ASSISTANCE TO NON-GOVT. SECONDARY SCHOOLS

(RUPEES IN THOUSANDS)

| SL. NO. | STATE/UNION TERRITORY | 2005-06 (ACTUALS) | | | | 2006-07 (R.E.) | | | | 2007-08 (B.E.) | | | |
|---------------------|-----------------------|-------------------|--------------|--------------|----------------------------------|----------------|--------------|--------------|----------------------------------|----------------|--------------|--------------|----------------------------------|
| | | PLAN | NON-PLAN | TOTAL | % AGE TO TOTAL EXP. ON SEC. EDN. | PLAN | NON-PLAN | TOTAL | % AGE TO TOTAL EXP. ON SEC. EDN. | PLAN | NON-PLAN | TOTAL | % AGE TO TOTAL EXP. ON SEC. EDN. |
| 1 | ANDHRA PRADESH | 1144.00 | 2270568.00 | 2271712.00 | 14.79 | 1930.00 | 2787080.00 | 2789010.00 | 16.16 | 2123.00 | 2970769.00 | 2972892.00 | 14.77 |
| 2 | ARUNACHAL PRADESH | 5000.00 | 0.00 | 5000.00 | 1.12 | 5000.00 | 0.00 | 5000.00 | 1.06 | 5000.00 | 0.00 | 5000.00 | 1.01 |
| 3 | ASSAM | 521579.00 | 5677582.00 | 6199161.00 | 94.84 | 179681.00 | 6968454.00 | 7148135.00 | 80.58 | 95000.00 | 6880540.00 | 6975540.00 | 82.58 |
| 4 | BIHAR | 0.00 | 194952.00 | 194952.00 | 2.76 | 0.00 | 230820.00 | 230820.00 | 2.75 | 0.00 | 230820.00 | 230820.00 | 2.77 |
| 5 | CHHATTISGARH | 58229.00 | 83559.00 | 141788.00 | 6.29 | 60751.00 | 148770.00 | 209521.00 | 6.41 | 68916.00 | 195000.00 | 263916.00 | 7.13 |
| 6 | GOA | 40123.00 | 1277275.00 | 1317398.00 | 81.65 | 3775.00 | 1300000.00 | 1303775.00 | 59.88 | 3052.00 | 1385001.00 | 1388053.00 | 73.95 |
| 7 | GUJARAT | 77038.00 | 11266322.00 | 11343360.00 | 89.68 | 30782.00 | 10756575.00 | 10787357.00 | 88.92 | 285183.00 | 12121450.00 | 12406633.00 | 90.25 |
| 8 | HARYANA | 0.00 | 330178.00 | 330178.00 | 4.82 | 0.00 | 409885.00 | 409885.00 | 5.16 | 0.00 | 412000.00 | 412000.00 | 4.55 |
| 9 | HIMACHAL PRADESH | 0.00 | 39078.00 | 39078.00 | .88 | 0.00 | 39078.00 | 39078.00 | .89 | 0.00 | 39078.00 | 39078.00 | .97 |
| 10 | JAMMU & KASHMIR | 0.00 | 5000.00 | 5000.00 | .18 | 0.00 | 6000.00 | 6000.00 | .14 | 0.00 | 5000.00 | 5000.00 | .11 |
| 11 | JHARKHAND | 41743.00 | 331358.00 | 373101.00 | 20.36 | 97500.00 | 228930.00 | 326430.00 | 10.28 | 202500.00 | 307444.00 | 509944.00 | 17.80 |
| 12 | KARNATAKA | 56411.00 | 1229166.00 | 1285577.00 | 9.86 | 82700.00 | 1795417.00 | 1878117.00 | 10.73 | 60000.00 | 1437993.00 | 1497993.00 | 7.65 |
| 13 | KERALA | 0.00 | 7368725.00 | 7368725.00 | 59.43 | 0.00 | 10039713.00 | 10039713.00 | 52.50 | 0.00 | 11963820.00 | 11963820.00 | 52.37 |
| 14 | MADHYA PRADESH | 12515.00 | 154260.00 | 166775.00 | 3.93 | 0.00 | 183195.00 | 183195.00 | 2.60 | 0.00 | 183195.00 | 183195.00 | 2.32 |
| 15 | MAHARASHTRA | 1656430.00 | 37034333.00 | 38690763.00 | 93.12 | 2500847.00 | 41526960.00 | 44027807.00 | 92.51 | 1865807.00 | 42160167.00 | 44025974.00 | 92.72 |
| 16 | MANIPUR | 3997.00 | 41239.00 | 45236.00 | 5.48 | 5050.00 | 41509.00 | 46559.00 | 5.45 | 4200.00 | 41912.00 | 46112.00 | 5.76 |
| 17 | MEGHALAYA | 85381.00 | 395623.00 | 481004.00 | 72.84 | 106692.00 | 461917.00 | 568609.00 | 64.93 | 167073.00 | 509114.00 | 676187.00 | 66.73 |
| 18 | MIZORAM | 125643.00 | 0.00 | 125643.00 | 22.19 | 78780.00 | 0.00 | 78780.00 | 12.68 | 84400.00 | 2350.00 | 86750.00 | 12.39 |
| 19 | NAGALAND | 2500.00 | 0.00 | 2500.00 | .36 | 3000.00 | 0.00 | 3000.00 | .45 | 4000.00 | 0.00 | 4000.00 | .55 |
| 20 | ORISSA | 763001.00 | 75117.00 | 838118.00 | 13.10 | 606361.00 | 63004.00 | 669365.00 | 10.51 | 485840.00 | 64974.00 | 550814.00 | 8.04 |
| 21 | PUNJAB | 0.00 | 1139918.00 | 1139918.00 | 8.04 | 0.00 | 996246.00 | 996246.00 | 6.09 | 0.00 | 996246.00 | 996246.00 | 5.75 |
| 22 | RAJASTHAN | 0.00 | 456178.00 | 456178.00 | 3.16 | 2000.00 | 455970.00 | 457970.00 | 2.96 | 1000.00 | 457113.00 | 458113.00 | 2.66 |
| 23 | SIKKIM | 10000.00 | 0.00 | 10000.00 | 1.21 | 9000.00 | 0.00 | 9000.00 | 1.04 | 9000.00 | 0.00 | 9000.00 | 1.01 |
| 24 | TAMIL NADU | 0.00 | 6563155.00 | 6563155.00 | 36.20 | 1.00 | 8498126.00 | 8498127.00 | 34.18 | 0.00 | 9806843.00 | 9806843.00 | 30.93 |
| 25 | TRIPURA | 100.00 | 132920.00 | 133020.00 | 7.65 | 0.00 | 161552.00 | 161552.00 | 7.17 | 1000.00 | 173000.00 | 174000.00 | 6.64 |
| 26 | UTTARAKHAND | 56586.00 | 857782.00 | 914368.00 | 18.61 | 108070.00 | 891352.00 | 999422.00 | 18.36 | 124770.00 | 900000.00 | 1024770.00 | 15.73 |
| 27 | UTTAR PRADESH | 343756.00 | 18726587.00 | 19070343.00 | 74.52 | 351057.00 | 19000500.00 | 19351557.00 | 60.81 | 868202.00 | 22039687.00 | 22907889.00 | 84.24 |
| 28 | WEST BENGAL | 3746.00 | 23436197.00 | 23439943.00 | 96.06 | 42275.00 | 26018108.00 | 26060383.00 | 95.22 | 160900.00 | 27549803.00 | 27710703.00 | 94.96 |
| TOTAL STATES | | 3864922.00 | 119087072.00 | 122951994.00 | 49.90 | 4275252.00 | 133009161.00 | 137284413.00 | 46.14 | 4497966.00 | 142833319.00 | 147331285.00 | 46.36 |
| 29 | A. & N. ISLANDS | 5000.00 | 8665.00 | 13665.00 | 3.62 | 5000.00 | 10000.00 | 15000.00 | 3.41 | 7000.00 | 10000.00 | 17000.00 | 3.69 |
| 30 | CHANDIGARH | 0.00 | 24547.00 | 24547.00 | 7.19 | 0.00 | 25500.00 | 25500.00 | 6.82 | 0.00 | 25500.00 | 25500.00 | 6.40 |
| 31 | DADRA & NAGAR HAVELI | ... | ... | ... | ... | ... | ... | ... | ... | ... | ... | ... | ... |
| 32 | DAMAN & DIU | 0.00 | 25277.00 | 25277.00 | 36.26 | 0.00 | 26600.00 | 26600.00 | 35.75 | 0.00 | 27200.00 | 27200.00 | 35.74 |
| 33 | DELHI | 0.00 | 1214610.00 | 1214610.00 | 9.66 | 0.00 | 1250500.00 | 1250500.00 | 8.74 | 0.00 | 1486600.00 | 1486600.00 | 8.87 |
| 34 | LAKSHADWEEP | ... | ... | ... | ... | ... | ... | ... | ... | ... | ... | ... | ... |
| 35 | PUDUCHERRY | 0.00 | 105408.00 | 105408.00 | 17.25 | 0.00 | 126809.00 | 126809.00 | 17.92 | 0.00 | 128040.00 | 128040.00 | 18.00 |
| TOTAL U.T. | | 5000.00 | 1378507.00 | 1383507.00 | 9.79 | 5000.00 | 1439409.00 | 1444409.00 | 8.98 | 7000.00 | 1677340.00 | 1684340.00 | 9.06 |
| TOTAL (STATE & UTs) | | 3869922.00 | 120465579.00 | 124335501.00 | 47.72 | 4280252.00 | 134448570.00 | 138728822.00 | 44.23 | 4504966.00 | 144510659.00 | 149015625.00 | 44.30 |

..NICNET..

STATEMENT NO. (10): PLAN & NON-PLAN BUDGETED EXPENDITURE ON SECONDARY EDUCATION (Sub-head wise)

ACCOUNT: REVENUE ACCOUNT
PROGRAM: ASSISTANCE TO LOCAL BODIES FOR SECONDARY EDUCATION

(RUPEES IN THOUSANDS)

| SL. NO. | STATE/UNION TERRITORY | 2005-06 (ACTUALS) | | | | 2006-07 (R.E.) | | | | 2007-08 (B.E.) | | | |
|---------------------|-----------------------|-------------------|-------------|-------------|----------------------------------|----------------|-------------|-------------|----------------------------------|----------------|-------------|-------------|----------------------------------|
| | | PLAN | NON-PLAN | TOTAL | % AGE TO TOTAL EXP. ON SEC. EDN. | PLAN | NON-PLAN | TOTAL | % AGE TO TOTAL EXP. ON SEC. EDN. | PLAN | NON-PLAN | TOTAL | % AGE TO TOTAL EXP. ON SEC. EDN. |
| 1 | ANDHRA PRADESH | 0.00 | 9801445.00 | 9801445.00 | 63.79 | 0.00 | 10866591.00 | 10866591.00 | 62.96 | 0.00 | 12222725.00 | 12222725.00 | 60.72 |
| 2 | ARUNACHAL PRADESH | ... | ... | ... | ... | ... | ... | ... | ... | ... | ... | ... | ... |
| 3 | ASSAM | ... | ... | ... | ... | ... | ... | ... | ... | ... | ... | ... | ... |
| 4 | BIHAR | 0.00 | 0.00 | 0.00 | .00 | 0.00 | 8.00 | 8.00 | .00 | 0.00 | 730484.00 | 730484.00 | 8.76 |
| 5 | CHHATTISGARH | 138425.00 | 79314.00 | 217739.00 | 9.66 | 276979.00 | 160000.00 | 436979.00 | 13.36 | 386492.00 | 210000.00 | 596492.00 | 16.11 |
| 6 | GOA | ... | ... | ... | ... | ... | ... | ... | ... | ... | ... | ... | ... |
| 7 | GUJARAT | 0.00 | 567952.00 | 567952.00 | 4.49 | 0.00 | 603829.00 | 603829.00 | 4.98 | 0.00 | 606110.00 | 606110.00 | 4.41 |
| 8 | HARYANA | ... | ... | ... | ... | ... | ... | ... | ... | ... | ... | ... | ... |
| 9 | HIMACHAL PRADESH | ... | ... | ... | ... | ... | ... | ... | ... | ... | ... | ... | ... |
| 10 | JAMMU & KASHMIR | ... | ... | ... | ... | ... | ... | ... | ... | ... | ... | ... | ... |
| 11 | JHARKHAND | ... | ... | ... | ... | ... | ... | ... | ... | ... | ... | ... | ... |
| 12 | KARNATAKA | 699608.00 | 9209834.00 | 9909442.00 | 75.98 | 1418639.00 | 10767837.00 | 12186476.00 | 69.62 | 813257.00 | 13220898.00 | 14034155.00 | 71.67 |
| 13 | KERALA | ... | ... | ... | ... | ... | ... | ... | ... | ... | ... | ... | ... |
| 14 | MADHYA PRADESH | 146379.00 | 402400.00 | 548779.00 | 12.93 | 0.00 | 537940.00 | 537940.00 | 7.62 | 0.00 | 649251.00 | 649251.00 | 8.23 |
| 15 | MAHARASHTRA | 16199.00 | 2376692.00 | 2392891.00 | 5.76 | 14742.00 | 2897788.00 | 2912530.00 | 6.12 | 37425.00 | 2898980.00 | 2936405.00 | 6.18 |
| 16 | MANIPUR | 15655.00 | 270.00 | 15925.00 | 1.93 | 16800.00 | 270.00 | 17070.00 | 2.00 | 8400.00 | 270.00 | 8670.00 | 1.08 |
| 17 | MEGHALAYA | ... | ... | ... | ... | ... | ... | ... | ... | ... | ... | ... | ... |
| 18 | MIZORAM | ... | ... | ... | ... | ... | ... | ... | ... | ... | ... | ... | ... |
| 19 | NAGALAND | ... | ... | ... | ... | ... | ... | ... | ... | ... | ... | ... | ... |
| 20 | ORISSA | ... | ... | ... | ... | ... | ... | ... | ... | ... | ... | ... | ... |
| 21 | PUNJAB | ... | ... | ... | ... | ... | ... | ... | ... | ... | ... | ... | ... |
| 22 | RAJASTHAN | ... | ... | ... | ... | ... | ... | ... | ... | ... | ... | ... | ... |
| 23 | SIKKIM | ... | ... | ... | ... | ... | ... | ... | ... | ... | ... | ... | ... |
| 24 | TAMIL NADU | ... | ... | ... | ... | ... | ... | ... | ... | ... | ... | ... | ... |
| 25 | TRIPURA | 0.00 | 5000.00 | 5000.00 | .29 | 0.00 | 4000.00 | 4000.00 | .18 | 50.00 | 4000.00 | 4050.00 | .15 |
| 26 | UTTARAKHAND | ... | ... | ... | ... | ... | ... | ... | ... | ... | ... | ... | ... |
| 27 | UTTAR PRADESH | ... | ... | ... | ... | ... | ... | ... | ... | ... | ... | ... | ... |
| 28 | WEST BENGAL | ... | ... | ... | ... | ... | ... | ... | ... | ... | ... | ... | ... |
| TOTAL STATES | | 1016266.00 | 22442907.00 | 23459173.00 | 9.52 | 1727160.00 | 25838263.00 | 27565423.00 | 9.26 | 1245624.00 | 30542718.00 | 31788342.00 | 10.00 |
| 29 | A. & N. ISLANDS | 1187.00 | 0.00 | 1187.00 | .31 | 1597.00 | 0.00 | 1597.00 | .36 | 7350.00 | 0.00 | 7350.00 | 1.60 |
| 30 | CHANDIGARH | ... | ... | ... | ... | ... | ... | ... | ... | ... | ... | ... | ... |
| 31 | DADRA & NAGAR HAVELI | ... | ... | ... | ... | ... | ... | ... | ... | ... | ... | ... | ... |
| 32 | DAMAN & DIU | ... | ... | ... | ... | ... | ... | ... | ... | ... | ... | ... | ... |
| 33 | DELHI | 200.00 | 3044437.00 | 3044637.00 | 24.22 | 1500.00 | 4172692.00 | 4174192.00 | 29.18 | 1500.00 | 5023777.00 | 5025277.00 | 29.97 |
| 34 | LAKSHADWEEP | ... | ... | ... | ... | ... | ... | ... | ... | ... | ... | ... | ... |
| 35 | PUDUCHERRY | ... | ... | ... | ... | ... | ... | ... | ... | ... | ... | ... | ... |
| TOTAL U.T. | | 1387.00 | 3044437.00 | 3045824.00 | 21.56 | 3097.00 | 4172692.00 | 4175789.00 | 25.95 | 8850.00 | 5023777.00 | 5032627.00 | 27.07 |
| TOTAL (STATE & UTs) | | 1017653.00 | 25487344.00 | 26504997.00 | 10.17 | 1730257.00 | 30010955.00 | 31741212.00 | 10.12 | 1254474.00 | 35566495.00 | 36820969.00 | 10.95 |

. . . NICNET . . .

STATEMENT NO. (10): PLAN & NON-PLAN BUDGETED EXPENDITURE ON SECONDARY EDUCATION (Sub-head wise)

ACCOUNT: REVENUE ACCOUNT
PROGRAM: SCHOLARSHIPS

(RUPEES IN THOUSANDS)

| SL. NO. | STATE/UNION TERRITORY | 2005-06 (ACTUALS) | | | | 2006-07 (R.E.) | | | | 2007-08 (B.E.) | | | |
|---------------------|-----------------------|-------------------|-----------|-----------|----------------------------------|----------------|-----------|-----------|----------------------------------|----------------|-----------|-----------|----------------------------------|
| | | PLAN | NON-PLAN | TOTAL | % AGE TO TOTAL EXP. ON SEC. EDN. | PLAN | NON-PLAN | TOTAL | % AGE TO TOTAL EXP. ON SEC. EDN. | PLAN | NON-PLAN | TOTAL | % AGE TO TOTAL EXP. ON SEC. EDN. |
| 1 | ANDHRA PRADESH | 0.00 | 12539.00 | 12539.00 | .08 | 0.00 | 15383.00 | 15383.00 | .09 | 0.00 | 15383.00 | 15383.00 | .08 |
| 2 | ARUNACHAL PRADESH | 28594.00 | 0.00 | 28594.00 | 6.38 | 25000.00 | 0.00 | 25000.00 | 5.32 | 15000.00 | 0.00 | 15000.00 | 3.04 |
| 3 | ASSAM | 0.00 | 3898.00 | 3898.00 | .06 | 275.00 | 7725.00 | 8000.00 | .09 | 275.00 | 7600.00 | 7875.00 | .09 |
| 4 | BIHAR | 0.00 | 12000.00 | 12000.00 | .17 | 0.00 | 12000.00 | 12000.00 | .14 | 0.00 | 22000.00 | 22000.00 | .26 |
| 5 | CHHATTISGARH | 404.00 | 0.00 | 404.00 | .02 | 1.00 | 0.00 | 1.00 | .00 | 1.00 | 0.00 | 1.00 | .00 |
| 6 | GOA | 0.00 | 1735.00 | 1735.00 | .11 | 0.00 | 2900.00 | 2900.00 | .13 | 0.00 | 2750.00 | 2750.00 | .15 |
| 7 | GUJARAT | 526.00 | 0.00 | 526.00 | .00 | 600.00 | 0.00 | 600.00 | .00 | 600.00 | 0.00 | 600.00 | .00 |
| 8 | HARYANA | 60022.00 | 550.00 | 60572.00 | .88 | 69665.00 | 550.00 | 70215.00 | .88 | 251630.00 | 550.00 | 252180.00 | 2.78 |
| 9 | HIMACHAL PRADESH | ... | ... | ... | ... | ... | ... | ... | ... | ... | ... | ... | ... |
| 10 | JAMMU & KASHMIR | 0.00 | 17240.00 | 17240.00 | .62 | 0.00 | 20674.00 | 20674.00 | .47 | 0.00 | 21674.00 | 21674.00 | .47 |
| 11 | JHARKHAND | 120.00 | 0.00 | 120.00 | .01 | 150.00 | 0.00 | 150.00 | .00 | 150.00 | 0.00 | 150.00 | .01 |
| 12 | KARNATAKA | 0.00 | 20423.00 | 20423.00 | .16 | 0.00 | 26240.00 | 26240.00 | .15 | 10000.00 | 27090.00 | 37090.00 | .19 |
| 13 | KERALA | 0.00 | 7193.00 | 7193.00 | .06 | 0.00 | 9000.00 | 9000.00 | .05 | 50000.00 | 9000.00 | 59000.00 | .26 |
| 14 | MADHYA PRADESH | 0.00 | 28.00 | 28.00 | .00 | 0.00 | 0.00 | 0.00 | .00 | 0.00 | 0.00 | 0.00 | .00 |
| 15 | MAHARASHTRA | 0.00 | 14987.00 | 14987.00 | .04 | 0.00 | 16469.00 | 16469.00 | .03 | 0.00 | 16223.00 | 16223.00 | .03 |
| 16 | MANIPUR | 0.00 | 2987.00 | 2987.00 | .36 | 0.00 | 3624.00 | 3624.00 | .42 | 0.00 | 3624.00 | 3624.00 | .45 |
| 17 | MEGHALAYA | 0.00 | 518.00 | 518.00 | .08 | 0.00 | 2823.00 | 2823.00 | .32 | 0.00 | 2872.00 | 2872.00 | .28 |
| 18 | MIZORAM | 6999.00 | 8094.00 | 15093.00 | 2.67 | 8000.00 | 8150.00 | 16150.00 | 2.60 | 9000.00 | 8140.00 | 17140.00 | 2.45 |
| 19 | NAGALAND | 0.00 | 3300.00 | 3300.00 | .47 | 0.00 | 3300.00 | 3300.00 | .50 | 0.00 | 4043.00 | 4043.00 | .56 |
| 20 | ORISSA | 0.00 | 3366.00 | 3366.00 | .05 | 0.00 | 3860.00 | 3860.00 | .06 | 0.00 | 3860.00 | 3860.00 | .06 |
| 21 | PUNJAB | 0.00 | 8033.00 | 8033.00 | .06 | 0.00 | 5015.00 | 5015.00 | .03 | 0.00 | 1915.00 | 1915.00 | .01 |
| 22 | RAJASTHAN | 10157.00 | 145271.00 | 155428.00 | 1.08 | 11081.00 | 147863.00 | 158944.00 | 1.03 | 12601.00 | 144700.00 | 157301.00 | .91 |
| 23 | SIKKIM | 232.00 | 0.00 | 232.00 | .03 | 10300.00 | 0.00 | 10300.00 | 1.20 | 2210.00 | 0.00 | 2210.00 | .25 |
| 24 | TAMIL NADU | 0.00 | 14929.00 | 14929.00 | .08 | 16000.00 | 17634.00 | 33634.00 | .14 | 16000.00 | 17634.00 | 33634.00 | .11 |
| 25 | TRIPURA | 3531.00 | 0.00 | 3531.00 | .20 | 4266.00 | 0.00 | 4266.00 | .19 | 4350.00 | 0.00 | 4350.00 | .17 |
| 26 | UTTARAKHAND | 0.00 | 2173.00 | 2173.00 | .04 | 106.00 | 2013.00 | 2119.00 | .04 | 0.00 | 3175.00 | 3175.00 | .05 |
| 27 | UTTAR PRADESH | 0.00 | 16859.00 | 16859.00 | .07 | 0.00 | 14000.00 | 14000.00 | .04 | 0.00 | 14000.00 | 14000.00 | .05 |
| 28 | WEST BENGAL | 0.00 | 1036.00 | 1036.00 | .00 | 0.00 | 1155.00 | 1155.00 | .00 | 0.00 | 1211.00 | 1211.00 | .00 |
| TOTAL STATES | | 110585.00 | 297159.00 | 407744.00 | .17 | 145444.00 | 320378.00 | 465822.00 | .16 | 371817.00 | 327444.00 | 699261.00 | .22 |
| 29 | A. & N. ISLANDS | 1557.00 | 468.00 | 2025.00 | .54 | 1000.00 | 500.00 | 1500.00 | .34 | 800.00 | 750.00 | 1550.00 | .34 |
| 30 | CHANDIGARH | 0.00 | 10.00 | 10.00 | .00 | 0.00 | 35.00 | 35.00 | .01 | 0.00 | 35.00 | 35.00 | .01 |
| 31 | DADRA & NAGAR HAVELI | 632.00 | 0.00 | 632.00 | 1.39 | 1000.00 | 0.00 | 1000.00 | 1.89 | 500.00 | 0.00 | 500.00 | .89 |
| 32 | DAMAN & DIU | ... | ... | ... | ... | ... | ... | ... | ... | ... | ... | ... | ... |
| 33 | DELHI | ... | ... | ... | ... | ... | ... | ... | ... | ... | ... | ... | ... |
| 34 | LAKSHADWEEP | ... | ... | ... | ... | ... | ... | ... | ... | ... | ... | ... | ... |
| 35 | PUDUCHERRY | 2468.00 | 3014.00 | 5482.00 | .90 | 10108.00 | 3368.00 | 13476.00 | 1.90 | 9952.00 | 5115.00 | 15067.00 | 2.12 |
| TOTAL U. T. | | 4657.00 | 3492.00 | 8149.00 | .06 | 12108.00 | 3903.00 | 16011.00 | .10 | 11252.00 | 5900.00 | 17152.00 | .09 |
| TOTAL (STATE & UTs) | | 115242.00 | 300651.00 | 415893.00 | .16 | 157552.00 | 324281.00 | 481833.00 | .15 | 383069.00 | 333344.00 | 716413.00 | .21 |

..NICNET..

STATEMENT NO. (10): PLAN & NON-PLAN BUDGETED EXPENDITURE ON SECONDARY EDUCATION (Sub-head wise)

ACCOUNT: REVENUE ACCOUNT
PROGRAM: TEACHERS' TRAINING

(RUPEES IN THOUSANDS)

| SL. NO. | STATE/UNION TERRITORY | 2005-06 (ACTUALS) | | | | 2006-07 (R.E.) | | | | 2007-08 (B.E.) | | | |
|---------------------|-----------------------|-------------------|-----------|-----------|----------------------------------|----------------|-----------|-----------|----------------------------------|----------------|-----------|------------|----------------------------------|
| | | PLAN | NON-PLAN | TOTAL | % AGE TO TOTAL EXP. ON SEC. EDN. | PLAN | NON-PLAN | TOTAL | % AGE TO TOTAL EXP. ON SEC. EDN. | PLAN | NON-PLAN | TOTAL | % AGE TO TOTAL EXP. ON SEC. EDN. |
| 1 | ANDHRA PRADESH | 972.00 | 117958.00 | 118930.00 | .77 | 3578.00 | 118251.00 | 121829.00 | .71 | 8106.00 | 144423.00 | 152529.00 | .76 |
| 2 | ARUNACHAL PRADESH | 14086.00 | 0.00 | 14086.00 | 3.14 | 17045.00 | 0.00 | 17045.00 | 3.62 | 700.00 | 0.00 | 700.00 | .14 |
| 3 | ASSAM | 764.00 | 10640.00 | 11404.00 | .17 | 1650.00 | 43111.00 | 44761.00 | .50 | 1000.00 | 44312.00 | 45312.00 | .54 |
| 4 | BIHAR | ... | ... | ... | ... | ... | ... | ... | ... | ... | ... | ... | ... |
| 5 | CHHATTISGARH | 5290.00 | 6039.00 | 11329.00 | .50 | 21628.00 | 21020.00 | 42648.00 | 1.30 | 24158.00 | 25282.00 | 49440.00 | 1.33 |
| 6 | GOA | ... | ... | ... | ... | ... | ... | ... | ... | ... | ... | ... | ... |
| 7 | GUJARAT | 0.00 | 7081.00 | 7081.00 | .06 | 0.00 | 5435.00 | 5435.00 | .04 | 0.00 | 3990.00 | 3990.00 | .03 |
| 8 | HARYANA | 19362.00 | 1427.00 | 20789.00 | .30 | 19561.00 | 1822.00 | 21383.00 | .27 | 32500.00 | 9942.00 | 42442.00 | .47 |
| 9 | HIMACHAL PRADESH | ... | ... | ... | ... | ... | ... | ... | ... | ... | ... | ... | ... |
| 10 | JAMMU & KASHMIR | ... | ... | ... | ... | ... | ... | ... | ... | ... | ... | ... | ... |
| 11 | JHARKHAND | ... | ... | ... | ... | ... | ... | ... | ... | ... | ... | ... | ... |
| 12 | KARNATAKA | 7519.00 | 4643.00 | 12162.00 | .09 | 13000.00 | 1596.00 | 14596.00 | .08 | 4000.00 | 1660.00 | 5660.00 | .03 |
| 13 | KERALA | ... | ... | ... | ... | ... | ... | ... | ... | ... | ... | ... | ... |
| 14 | MADHYA PRADESH | 93877.00 | 30355.00 | 124232.00 | 2.93 | 0.00 | 45955.00 | 45955.00 | .65 | 136436.00 | 51525.00 | 187961.00 | 2.38 |
| 15 | MAHARASHTRA | 22234.00 | 165876.00 | 188110.00 | .45 | 1800.00 | 220016.00 | 221816.00 | .47 | 2200.00 | 225441.00 | 227641.00 | .48 |
| 16 | MANIPUR | 15.00 | 3676.00 | 3691.00 | .45 | 130.00 | 3380.00 | 3510.00 | .41 | 15.00 | 3292.00 | 3307.00 | .41 |
| 17 | MEGHALAYA | 0.00 | 5121.00 | 5121.00 | .78 | 0.00 | 4710.00 | 4710.00 | .54 | 4200.00 | 5015.00 | 9215.00 | .91 |
| 18 | MIZORAM | 1496.00 | 4545.00 | 6041.00 | 1.07 | 3200.00 | 5471.00 | 8671.00 | 1.40 | 3050.00 | 6440.00 | 9490.00 | 1.35 |
| 19 | NAGALAND | 5685.00 | 15765.00 | 21450.00 | 3.06 | 9850.00 | 17113.00 | 26963.00 | 4.06 | 11750.00 | 17972.00 | 29722.00 | 4.12 |
| 20 | ORISSA | 0.00 | 85835.00 | 85835.00 | 1.34 | 0.00 | 100028.00 | 100028.00 | 1.57 | 0.00 | 110216.00 | 110216.00 | 1.61 |
| 21 | PUNJAB | 0.00 | 1670.00 | 1670.00 | .01 | 0.00 | 5732.00 | 5732.00 | .04 | 0.00 | 5904.00 | 5904.00 | .03 |
| 22 | RAJASTHAN | ... | ... | ... | ... | ... | ... | ... | ... | ... | ... | ... | ... |
| 23 | SIKKIM | ... | ... | ... | ... | ... | ... | ... | ... | ... | ... | ... | ... |
| 24 | TAMIL NADU | 6044.00 | 33740.00 | 39784.00 | .22 | 5619.00 | 37048.00 | 42667.00 | .17 | 0.00 | 45430.00 | 45430.00 | .14 |
| 25 | TRIPURA | 1866.00 | 11995.00 | 13861.00 | .80 | 2518.00 | 11665.00 | 14183.00 | .63 | 3412.00 | 12675.00 | 16087.00 | .61 |
| 26 | UTTARAKHAND | ... | ... | ... | ... | ... | ... | ... | ... | ... | ... | ... | ... |
| 27 | UTTAR PRADESH | ... | ... | ... | ... | ... | ... | ... | ... | ... | ... | ... | ... |
| 28 | WEST BENGAL | 0.00 | 41556.00 | 41556.00 | .17 | 0.00 | 45821.00 | 45821.00 | .17 | 0.00 | 48336.00 | 48336.00 | .17 |
| TOTAL STATES | | 179210.00 | 547922.00 | 727132.00 | .30 | 99579.00 | 688174.00 | 787753.00 | .26 | 231527.00 | 761855.00 | 993382.00 | .31 |
| 29 | A. & N. ISLANDS | ... | ... | ... | ... | ... | ... | ... | ... | ... | ... | ... | ... |
| 30 | CHANDIGARH | ... | ... | ... | ... | ... | ... | ... | ... | ... | ... | ... | ... |
| 31 | DADRA & NAGAR HAVELI | 30.00 | 0.00 | 30.00 | .07 | 30.00 | 0.00 | 30.00 | .06 | 30.00 | 0.00 | 30.00 | .05 |
| 32 | DAMAN & DIU | ... | ... | ... | ... | ... | ... | ... | ... | ... | ... | ... | ... |
| 33 | DELHI | 22436.00 | 0.00 | 22436.00 | .18 | 26700.00 | 0.00 | 26700.00 | .19 | 32000.00 | 0.00 | 32000.00 | .19 |
| 34 | LAKSHADWEEP | ... | ... | ... | ... | ... | ... | ... | ... | ... | ... | ... | ... |
| 35 | PUDUCHERRY | 0.00 | 0.00 | 0.00 | .00 | 3340.00 | 0.00 | 3340.00 | .47 | 1.00 | 0.00 | 1.00 | .00 |
| TOTAL U.T. | | 22466.00 | 0.00 | 22466.00 | .16 | 30070.00 | 0.00 | 30070.00 | .19 | 32031.00 | 0.00 | 32031.00 | .17 |
| TOTAL (STATE & UTs) | | 201676.00 | 547922.00 | 749598.00 | .29 | 129649.00 | 688174.00 | 817823.00 | .26 | 263558.00 | 761855.00 | 1025413.00 | .30 |

..NICNET..

STATEMENT NO. (10): PLAN & NON-PLAN BUDGETED EXPENDITURE ON SECONDARY EDUCATION (Sub-head wise)

ACCOUNT: REVENUE ACCOUNT
PROGRAM: TEXT BOOKS

(RUPEES IN THOUSANDS)

| SL. NO. | STATE/UNION TERRITORY | 2005-06 (ACTUALS) | | | | 2006-07 (R.E.) | | | | 2007-08 (B.E.) | | | |
|---------|-----------------------|-------------------|------------|------------|----------------------------------|----------------|------------|------------|----------------------------------|----------------|------------|------------|----------------------------------|
| | | PLAN | NON-PLAN | TOTAL | % AGE TO TOTAL EXP. ON SEC. EDN. | PLAN | NON-PLAN | TOTAL | % AGE TO TOTAL EXP. ON SEC. EDN. | PLAN | NON-PLAN | TOTAL | % AGE TO TOTAL EXP. ON SEC. EDN. |
| 1 | ANDHRA PRADESH | 0.00 | 886660.00 | 886660.00 | 5.77 | 0.00 | 707677.00 | 707677.00 | 4.10 | 0.00 | 882821.00 | 882821.00 | 4.39 |
| 2 | ARUNACHAL PRADESH | 40576.00 | 0.00 | 40576.00 | 9.05 | 25000.00 | 0.00 | 25000.00 | 5.32 | 15000.00 | 0.00 | 15000.00 | 3.04 |
| 3 | ASSAM | ... | ... | ... | ... | ... | ... | ... | ... | ... | ... | ... | ... |
| 4 | BIHAR | ... | ... | ... | ... | ... | ... | ... | ... | ... | ... | ... | ... |
| 5 | CHHATTISGARH | 20457.00 | 0.00 | 20457.00 | .91 | 34245.00 | 0.00 | 34245.00 | 1.05 | 41745.00 | 0.00 | 41745.00 | 1.13 |
| 6 | GOA | ... | ... | ... | ... | ... | ... | ... | ... | ... | ... | ... | ... |
| 7 | GUJARAT | 13000.00 | 0.00 | 13000.00 | .10 | 15000.00 | 0.00 | 15000.00 | .12 | 19200.00 | 0.00 | 19200.00 | .14 |
| 8 | HARYANA | ... | ... | ... | ... | ... | ... | ... | ... | ... | ... | ... | ... |
| 9 | HIMACHAL PRADESH | ... | ... | ... | ... | ... | ... | ... | ... | ... | ... | ... | ... |
| 10 | JAMMU & KASHMIR | ... | ... | ... | ... | ... | ... | ... | ... | ... | ... | ... | ... |
| 11 | JHARKHAND | ... | ... | ... | ... | ... | ... | ... | ... | ... | ... | ... | ... |
| 12 | KARNATAKA | 0.00 | 90424.00 | 90424.00 | .69 | 0.00 | 126208.00 | 126208.00 | .72 | 0.00 | 131627.00 | 131627.00 | .67 |
| 13 | KERALA | 0.00 | 440397.00 | 440397.00 | 3.55 | 0.00 | 530519.00 | 530519.00 | 2.77 | 0.00 | 576132.00 | 576132.00 | 2.52 |
| 14 | MADHYA PRADESH | 38149.00 | 0.00 | 38149.00 | .90 | 50000.00 | 0.00 | 50000.00 | .71 | 105300.00 | 0.00 | 105300.00 | 1.34 |
| 15 | MAHARASHTRA | ... | ... | ... | ... | ... | ... | ... | ... | ... | ... | ... | ... |
| 16 | MANIPUR | ... | ... | ... | ... | ... | ... | ... | ... | ... | ... | ... | ... |
| 17 | MEGHALAYA | 10.00 | 611.00 | 621.00 | .09 | 0.00 | 1162.00 | 1162.00 | .13 | 0.00 | 1227.00 | 1227.00 | .12 |
| 18 | MIZORAM | ... | ... | ... | ... | ... | ... | ... | ... | ... | ... | ... | ... |
| 19 | NAGALAND | 0.00 | 6678.00 | 6678.00 | .95 | 0.00 | 19298.00 | 19298.00 | 2.90 | 0.00 | 21572.00 | 21572.00 | 2.99 |
| 20 | ORISSA | ... | ... | ... | ... | ... | ... | ... | ... | ... | ... | ... | ... |
| 21 | PUNJAB | ... | ... | ... | ... | ... | ... | ... | ... | ... | ... | ... | ... |
| 22 | RAJASTHAN | ... | ... | ... | ... | ... | ... | ... | ... | ... | ... | ... | ... |
| 23 | SIKKIM | 3456.00 | 0.00 | 3456.00 | .42 | 10000.00 | 0.00 | 10000.00 | 1.16 | 11367.00 | 0.00 | 11367.00 | 1.28 |
| 24 | TAMIL NADU | 188116.00 | 0.00 | 188116.00 | 1.04 | 179172.00 | 0.00 | 179172.00 | .72 | 179172.00 | 0.00 | 179172.00 | .57 |
| 25 | TRIPURA | ... | ... | ... | ... | ... | ... | ... | ... | ... | ... | ... | ... |
| 26 | UTTARAKHAND | ... | ... | ... | ... | ... | ... | ... | ... | ... | ... | ... | ... |
| 27 | UTTAR PRADESH | ... | ... | ... | ... | ... | ... | ... | ... | ... | ... | ... | ... |
| 28 | WEST BENGAL | 0.00 | 350.00 | 350.00 | .00 | 0.00 | 392.00 | 392.00 | .00 | 0.00 | 415.00 | 415.00 | .00 |
| | TOTAL STATES | 303764.00 | 1425120.00 | 1728884.00 | .70 | 313417.00 | 1385256.00 | 1698673.00 | .57 | 371784.00 | 1613794.00 | 1985578.00 | .62 |
| 29 | A. & N. ISLANDS | 2823.00 | 2345.00 | 5168.00 | 1.37 | 3700.00 | 2067.00 | 5767.00 | 1.31 | 3900.00 | 2087.00 | 5987.00 | 1.30 |
| 30 | CHANDIGARH | ... | ... | ... | ... | ... | ... | ... | ... | ... | ... | ... | ... |
| 31 | DADRA & NAGAR HAVELI | ... | ... | ... | ... | ... | ... | ... | ... | ... | ... | ... | ... |
| 32 | DAMAN & DIU | ... | ... | ... | ... | ... | ... | ... | ... | ... | ... | ... | ... |
| 33 | DELHI | 160892.00 | 636.00 | 161528.00 | 1.29 | 107900.00 | 1025.00 | 108925.00 | .76 | 150000.00 | 1460.00 | 151460.00 | .90 |
| 34 | LAKSHADWEEP | ... | ... | ... | ... | ... | ... | ... | ... | ... | ... | ... | ... |
| 35 | PUDUCHERRY | ... | ... | ... | ... | ... | ... | ... | ... | ... | ... | ... | ... |
| | TOTAL U. T. | 163715.00 | 2981.00 | 166696.00 | 1.18 | 111600.00 | 3092.00 | 114692.00 | .71 | 153900.00 | 3547.00 | 157447.00 | .85 |
| | TOTAL (STATE & UTs) | 467479.00 | 1428101.00 | 1895580.00 | .73 | 425017.00 | 1388348.00 | 1813365.00 | .58 | 525684.00 | 1617341.00 | 2143025.00 | .64 |

..NICNET..

STATEMENT NO. (10): PLAN & NON-PLAN BUDGETED EXPENDITURE ON SECONDARY EDUCATION (Sub-head wise)

ACCOUNT: REVENUE ACCOUNT
PROGRAM: NON-FORMAL EDUCATION

(RUPEES IN THOUSANDS)

| SL. NO. | STATE/UNION TERRITORY | 2005-06 (ACTUALS) | | | | 2006-07 (R.E.) | | | | 2007-08 (B.E.) | | | |
|---------------------|-----------------------|-------------------|----------|----------|----------------------------------|----------------|----------|----------|----------------------------------|----------------|----------|----------|----------------------------------|
| | | PLAN | NON-PLAN | TOTAL | % AGE TO TOTAL EXP. ON SEC. EDN. | PLAN | NON-PLAN | TOTAL | % AGE TO TOTAL EXP. ON SEC. EDN. | PLAN | NON-PLAN | TOTAL | % AGE TO TOTAL EXP. ON SEC. EDN. |
| 1 | ANDHRA PRADESH | ... | ... | ... | ... | ... | ... | ... | ... | ... | ... | ... | ... |
| 2 | ARUNACHAL PRADESH | ... | ... | ... | ... | ... | ... | ... | ... | ... | ... | ... | ... |
| 3 | ASSAM | ... | ... | ... | ... | ... | ... | ... | ... | ... | ... | ... | ... |
| 4 | BIHAR | ... | ... | ... | ... | ... | ... | ... | ... | ... | ... | ... | ... |
| 5 | CHHATTISGARH | 1109.00 | 0.00 | 1109.00 | .05 | 2075.00 | 0.00 | 2075.00 | .06 | 730.00 | 0.00 | 730.00 | .02 |
| 6 | GOA | ... | ... | ... | ... | ... | ... | ... | ... | ... | ... | ... | ... |
| 7 | GUJARAT | ... | ... | ... | ... | ... | ... | ... | ... | ... | ... | ... | ... |
| 8 | HARYANA | ... | ... | ... | ... | ... | ... | ... | ... | ... | ... | ... | ... |
| 9 | HIMACHAL PRADESH | ... | ... | ... | ... | ... | ... | ... | ... | ... | ... | ... | ... |
| 10 | JAMMU & KASHMIR | ... | ... | ... | ... | ... | ... | ... | ... | ... | ... | ... | ... |
| 11 | JHARKHAND | ... | ... | ... | ... | ... | ... | ... | ... | ... | ... | ... | ... |
| 12 | KARNATAKA | ... | ... | ... | ... | ... | ... | ... | ... | ... | ... | ... | ... |
| 13 | KERALA | ... | ... | ... | ... | ... | ... | ... | ... | ... | ... | ... | ... |
| 14 | MADHYA PRADESH | 56389.00 | 0.00 | 56389.00 | 1.33 | 0.00 | 0.00 | 0.00 | .00 | 0.00 | 0.00 | 0.00 | .00 |
| 15 | MAHARASHTRA | ... | ... | ... | ... | ... | ... | ... | ... | ... | ... | ... | ... |
| 16 | MANIPUR | ... | ... | ... | ... | ... | ... | ... | ... | ... | ... | ... | ... |
| 17 | MEGHALAYA | ... | ... | ... | ... | ... | ... | ... | ... | ... | ... | ... | ... |
| 18 | MIZORAM | 0.00 | 9238.00 | 9238.00 | 1.63 | 0.00 | 11050.00 | 11050.00 | 1.78 | 0.00 | 11234.00 | 11234.00 | 1.60 |
| 19 | NAGALAND | ... | ... | ... | ... | ... | ... | ... | ... | ... | ... | ... | ... |
| 20 | ORISSA | ... | ... | ... | ... | ... | ... | ... | ... | ... | ... | ... | ... |
| 21 | PUNJAB | ... | ... | ... | ... | ... | ... | ... | ... | ... | ... | ... | ... |
| 22 | RAJASTHAN | ... | ... | ... | ... | ... | ... | ... | ... | ... | ... | ... | ... |
| 23 | SIKKIM | ... | ... | ... | ... | ... | ... | ... | ... | ... | ... | ... | ... |
| 24 | TAMIL NADU | ... | ... | ... | ... | ... | ... | ... | ... | ... | ... | ... | ... |
| 25 | TRIPURA | ... | ... | ... | ... | ... | ... | ... | ... | ... | ... | ... | ... |
| 26 | UTTARAKHAND | ... | ... | ... | ... | ... | ... | ... | ... | ... | ... | ... | ... |
| 27 | UTTAR PRADESH | ... | ... | ... | ... | ... | ... | ... | ... | ... | ... | ... | ... |
| 28 | WEST BENGAL | ... | ... | ... | ... | ... | ... | ... | ... | ... | ... | ... | ... |
| TOTAL STATES | | 57498.00 | 9238.00 | 66736.00 | .03 | 2075.00 | 11050.00 | 13125.00 | .00 | 730.00 | 11234.00 | 11964.00 | .00 |
| 29 | A. & N. ISLANDS | ... | ... | ... | ... | ... | ... | ... | ... | ... | ... | ... | ... |
| 30 | CHANDIGARH | ... | ... | ... | ... | ... | ... | ... | ... | ... | ... | ... | ... |
| 31 | DADRA & NAGAR HAVELI | ... | ... | ... | ... | ... | ... | ... | ... | ... | ... | ... | ... |
| 32 | DAMAN & DIU | ... | ... | ... | ... | ... | ... | ... | ... | ... | ... | ... | ... |
| 33 | DELHI | ... | ... | ... | ... | ... | ... | ... | ... | ... | ... | ... | ... |
| 34 | LAKSHADWEEP | ... | ... | ... | ... | ... | ... | ... | ... | ... | ... | ... | ... |
| 35 | PUDUCHERRY | ... | ... | ... | ... | ... | ... | ... | ... | ... | ... | ... | ... |
| TOTAL U.T. | | 0.00 | 0.00 | 0.00 | .00 | 0.00 | 0.00 | 0.00 | .00 | 0.00 | 0.00 | 0.00 | .00 |
| TOTAL (STATE & UTs) | | 57498.00 | 9238.00 | 66736.00 | .03 | 2075.00 | 11050.00 | 13125.00 | .00 | 730.00 | 11234.00 | 11964.00 | .00 |

. . . NICNET . . .

STATEMENT NO. (10): PLAN & NON-PLAN BUDGETED EXPENDITURE ON SECONDARY EDUCATION (Sub-head wise)

ACCOUNT: REVENUE ACCOUNT
PROGRAM: OTHER EXPENDITURE

(RUPEES IN THOUSANDS)

| SL. NO. | STATE/UNION TERRITORY | 2005-06 (ACTUALS) | | | | 2006-07 (R.E.) | | | | 2007-08 (B.E.) | | | |
|---------------------|-----------------------|-------------------|-------------|-------------|----------------------------------|----------------|-------------|-------------|----------------------------------|----------------|-------------|-------------|----------------------------------|
| | | PLAN | NON-PLAN | TOTAL | % AGE TO TOTAL EXP. ON SEC. EDN. | PLAN | NON-PLAN | TOTAL | % AGE TO TOTAL EXP. ON SEC. EDN. | PLAN | NON-PLAN | TOTAL | % AGE TO TOTAL EXP. ON SEC. EDN. |
| 1 | ANDHRA PRADESH | 367123.00 | 336873.00 | 703996.00 | 4.58 | 397810.00 | 365426.00 | 763236.00 | 4.42 | 879148.00 | 407358.00 | 1286506.00 | 6.39 |
| 2 | ARUNACHAL PRADESH | 2108.00 | 2502.00 | 4610.00 | 1.03 | 1170.00 | 2807.00 | 3977.00 | .85 | 1500.00 | 2468.00 | 3968.00 | .80 |
| 3 | ASSAM | 82549.00 | 239.00 | 82788.00 | 1.27 | 72125.00 | 1777.00 | 73902.00 | .83 | 61625.00 | 1777.00 | 63402.00 | .75 |
| 4 | BIHAR | 0.00 | 994576.00 | 994576.00 | 14.09 | 79000.00 | 67287.00 | 146287.00 | 1.74 | 10000.00 | 502200.00 | 512200.00 | 6.15 |
| 5 | CHHATTISGARH | 305.00 | 0.00 | 305.00 | .01 | 3000.00 | 17500.00 | 20500.00 | .63 | 5000.00 | 17500.00 | 22500.00 | .61 |
| 6 | COA | 63976.00 | 59314.00 | 123290.00 | 7.64 | 611905.00 | 68660.00 | 680565.00 | 31.26 | 206012.00 | 83418.00 | 289430.00 | 15.42 |
| 7 | GUJARAT | 48258.00 | 157148.00 | 205406.00 | 1.62 | 55200.00 | 148898.00 | 204098.00 | 1.68 | 96322.00 | 125490.00 | 221812.00 | 1.61 |
| 8 | HARYANA | 10648.00 | 128487.00 | 139135.00 | 2.03 | 14494.00 | 208391.00 | 222885.00 | 2.81 | 122344.00 | 158210.00 | 280554.00 | 3.10 |
| 9 | HIMACHAL PRADESH | 54845.00 | 259170.00 | 314015.00 | 7.08 | 110616.00 | 280334.00 | 390950.00 | 8.86 | 227080.00 | 254459.00 | 481539.00 | 11.98 |
| 10 | JAMMU & KASHMIR | | | | | | | | | | | | |
| 11 | JHARKHAND | 47435.00 | 9900.00 | 57335.00 | 3.13 | 127245.00 | 10000.00 | 137245.00 | 4.32 | 244350.00 | 10000.00 | 254350.00 | 8.88 |
| 12 | KARNATAKA | 116268.00 | 244540.00 | 360808.00 | 2.77 | 181034.00 | 277932.00 | 458966.00 | 2.62 | 1244386.00 | 289192.00 | 1533578.00 | 7.83 |
| 13 | KERALA | 18597.00 | 337416.00 | 356013.00 | 2.87 | 151251.00 | 754319.00 | 905570.00 | 4.74 | 294000.00 | 802802.00 | 1096802.00 | 4.80 |
| 14 | MADHYA PRADESH | | | | | | | | | | | | |
| 15 | MAHARASHTRA | 0.00 | 8912.00 | 8912.00 | .02 | 134000.00 | 10433.00 | 144433.00 | .30 | 0.00 | 9493.00 | 9493.00 | .02 |
| 16 | MANIPUR | 34027.00 | 0.00 | 34027.00 | 4.12 | 36220.00 | 0.00 | 36220.00 | 4.24 | 19270.00 | 0.00 | 19270.00 | 2.41 |
| 17 | MEGHALAYA | 9121.00 | 1871.00 | 10992.00 | 1.66 | 116550.00 | 3171.00 | 119721.00 | 13.67 | 98150.00 | 3185.00 | 101335.00 | 10.00 |
| 18 | MIZORAM | 14781.00 | 8737.00 | 23518.00 | 4.15 | 44850.00 | 9350.00 | 54200.00 | 8.73 | 53230.00 | 13030.00 | 66260.00 | 9.46 |
| 19 | NAGALAND | 4250.00 | 9374.00 | 13624.00 | 1.94 | 200.00 | 32832.00 | 33032.00 | 4.97 | 100.00 | 11521.00 | 11621.00 | 1.61 |
| 20 | ORISSA | 222922.00 | 6425.00 | 229347.00 | 3.58 | 338602.00 | 7174.00 | 345776.00 | 5.43 | 425204.00 | 8674.00 | 433878.00 | 6.33 |
| 21 | PUNJAB | 0.00 | 138437.00 | 138437.00 | .98 | 0.00 | 82669.00 | 82669.00 | .51 | 0.00 | 75971.00 | 75971.00 | .44 |
| 22 | RAJASTHAN | 36110.00 | 688367.00 | 724477.00 | 5.02 | 17911.00 | 729989.00 | 747900.00 | 4.84 | 11422.00 | 856056.00 | 867478.00 | 5.03 |
| 23 | SIKKIM | 6216.00 | 0.00 | 6216.00 | .75 | 12450.00 | 0.00 | 12450.00 | 1.44 | 29050.00 | 0.00 | 29050.00 | 3.27 |
| 24 | TAMIL NADU | 57334.00 | 327924.00 | 385258.00 | 2.12 | 63896.00 | 422721.00 | 486617.00 | 1.96 | 290985.00 | 444202.00 | 735187.00 | 2.32 |
| 25 | TRIPURA | | | | | | | | | | | | |
| 26 | UTTARAKHAND | 105391.00 | 103537.00 | 208928.00 | 4.25 | 40764.00 | 84257.00 | 125021.00 | 2.30 | 43161.00 | 91563.00 | 134724.00 | 2.07 |
| 27 | UTTAR PRADESH | 3047410.00 | 1283447.00 | 4330857.00 | 16.92 | 6082815.00 | 4092044.00 | 10174859.00 | 31.97 | 169868.00 | 990770.00 | 1160638.00 | 4.27 |
| 28 | WEST BENGAL | 15717.00 | 183002.00 | 198719.00 | .81 | 117245.00 | 219375.00 | 336620.00 | 1.23 | 210636.00 | 227737.00 | 438373.00 | 1.50 |
| TOTAL STATES | | 4365391.00 | 5290198.00 | 9655589.00 | 3.92 | 8810353.00 | 7897346.00 | 16707699.00 | 5.61 | 4742843.00 | 5387076.00 | 10129919.00 | 3.19 |
| 29 | A. & N. ISLANDS | 7653.00 | 16396.00 | 24049.00 | 6.37 | 9595.00 | 22817.00 | 32412.00 | 7.37 | 11100.00 | 19764.00 | 30864.00 | 6.71 |
| 30 | CHANDIGARH | 13671.00 | 196.00 | 13867.00 | 4.06 | 14770.00 | 213.00 | 14983.00 | 4.01 | 15400.00 | 213.00 | 15613.00 | 3.92 |
| 31 | DADRA & NAGAR HAVELI | 3070.00 | 1070.00 | 4140.00 | 9.09 | 6470.00 | 1065.00 | 7535.00 | 14.22 | 6500.00 | 1300.00 | 7800.00 | 13.85 |
| 32 | DAMAN & DIU | 410.00 | 0.00 | 410.00 | .59 | 900.00 | 0.00 | 900.00 | 1.21 | 900.00 | 0.00 | 900.00 | 1.18 |
| 33 | DELHI | 519065.00 | 5253699.00 | 5772764.00 | 45.93 | 766400.00 | 4971650.00 | 5738050.00 | 40.12 | 1134800.00 | 5606932.00 | 6741732.00 | 40.21 |
| 34 | LAKSHADWEEP | 0.00 | 296.00 | 296.00 | .26 | 0.00 | 560.00 | 560.00 | .41 | 0.00 | 710.00 | 710.00 | .59 |
| 35 | PUDUCHERRY | 21047.00 | 972.00 | 22019.00 | 3.60 | 23487.00 | 1091.00 | 24578.00 | 3.47 | 13520.00 | 1067.00 | 14587.00 | 2.05 |
| TOTAL U.T. | | 564916.00 | 5272629.00 | 5837545.00 | 41.31 | 821622.00 | 4997396.00 | 5819018.00 | 36.17 | 1182220.00 | 5629986.00 | 6812206.00 | 36.64 |
| TOTAL (STATE & UTs) | | 4930307.00 | 10562827.00 | 15493134.00 | 5.95 | 9631975.00 | 12894742.00 | 22526717.00 | 7.18 | 5925063.00 | 11017062.00 | 16942125.00 | 5.04 |

..NICNET..

STATEMENT NO. (11): PLAN & NON-PLAN BUDGETED EXPENDITURE ON ADULT EDUCATION

ACCOUNT: REVENUE ACCOUNT
PROGRAM: TOTAL EXPENDITURE

(RUPEES IN THOUSANDS)

| SL. NO. | STATE/UNION TERRITORY | 2005-06 (ACTUALS) | | | | 2006-07 (R.E.) | | | | 2007-08 (B.E.) | | | |
|---------------------|-----------------------|-------------------|-----------|------------|----------------|-------------------|------------|------------|----------------|----------------|------------|------------|----------|
| | | PLAN | NON-PLAN | TOTAL | % AGE TO TOTAL | PLAN | NON-PLAN | TOTAL | % AGE TO TOTAL | PLAN | NON-PLAN | TOTAL | % AGE TO |
| | | EXP. ON EDUCATION | | | | EXP. ON EDUCATION | | | | EXP. ON | | | |
| TOTAL EDUCATION | | | | | | | | | | | | | |
| 1 | ANDHRA PRADESH | 125745.00 | 0.00 | 125745.00 | .25 | 120000.00 | 0.00 | 120000.00 | .20 | 10000.00 | 122389.00 | 132389.00 | .20 |
| 2 | ARUNACHAL PRADESH | 27669.00 | 5329.00 | 32998.00 | 1.64 | 17435.00 | 5739.00 | 23174.00 | 1.08 | 22000.00 | 6470.00 | 28470.00 | 1.38 |
| 3 | ASSAM | 66685.00 | 108202.00 | 174887.00 | .72 | 32900.00 | 165760.00 | 198660.00 | .57 | 28700.00 | 100879.00 | 129579.00 | .38 |
| 4 | BIHAR | 32226.00 | 31294.00 | 63520.00 | .15 | 56850.00 | 35655.00 | 92505.00 | .19 | 53850.00 | 39969.00 | 93819.00 | .19 |
| 5 | CHHATTISGARH | 6036.00 | 0.00 | 6036.00 | .05 | 76047.00 | 0.00 | 76047.00 | .47 | 24753.00 | 0.00 | 24753.00 | .14 |
| 6 | GOA | 269.00 | 6436.00 | 6705.00 | .23 | 1350.00 | 7065.00 | 8415.00 | .23 | 795.00 | 7070.00 | 7865.00 | .23 |
| 7 | GUJARAT | 27940.00 | 9974.00 | 37914.00 | .09 | 51205.00 | 11745.00 | 62950.00 | .15 | 64048.00 | 11419.00 | 75467.00 | .16 |
| 8 | HARYANA | 4000.00 | 4427.00 | 8427.00 | .05 | 13409.00 | 6890.00 | 20299.00 | .10 | 12500.00 | 7444.00 | 19944.00 | .08 |
| 9 | HIMACHAL PRADESH | 0.00 | 5748.00 | 5748.00 | .05 | 0.00 | 9192.00 | 9192.00 | .07 | 0.00 | 6804.00 | 6804.00 | .05 |
| 10 | JAMMU & KASHMIR | 0.00 | 0.00 | 0.00 | .00 | 7567.00 | 0.00 | 7567.00 | .07 | 12500.00 | 0.00 | 12500.00 | .10 |
| 11 | JHARKHAND | ... | ... | ... | ... | ... | ... | ... | ... | ... | ... | ... | ... |
| 12 | KARNATAKA | 24756.00 | 22218.00 | 46974.00 | .10 | 72729.00 | 21072.00 | 93801.00 | .16 | 119729.00 | 23644.00 | 143373.00 | .21 |
| 13 | KERALA | 5000.00 | 0.00 | 5000.00 | .01 | 36000.00 | 1.00 | 36001.00 | .08 | 21000.00 | 1.00 | 21001.00 | .03 |
| 14 | MADHYA PRADESH | 0.00 | 0.00 | 0.00 | .00 | 1100.00 | 0.00 | 1100.00 | .00 | 4000.00 | 0.00 | 4000.00 | .01 |
| 15 | MAHARASHTRA | 356.00 | 98112.00 | 98468.00 | .09 | 28100.00 | 112993.00 | 141093.00 | .11 | 12400.00 | 114209.00 | 126609.00 | .10 |
| 16 | MANIPUR | 8926.00 | 22950.00 | 31876.00 | .83 | 4989.00 | 22573.00 | 27562.00 | .83 | 5000.00 | 23806.00 | 28806.00 | .85 |
| 17 | MEGHALAYA | 1436.00 | 15748.00 | 17184.00 | .61 | 2400.00 | 19469.00 | 21869.00 | .72 | 3000.00 | 19784.00 | 22784.00 | .61 |
| 18 | MIZORAM | 4162.00 | 12250.00 | 16412.00 | .67 | 7620.00 | 13750.00 | 21370.00 | .82 | 8420.00 | 13660.00 | 22080.00 | .82 |
| 19 | NAGALAND | 100.00 | 6282.00 | 6382.00 | .23 | 600.00 | 5963.00 | 6563.00 | .22 | 2500.00 | 6528.00 | 9028.00 | .30 |
| 20 | ORISSA | 9941.00 | 0.00 | 9941.00 | .04 | 12399.00 | 0.00 | 12399.00 | .05 | 14725.00 | 0.00 | 14725.00 | .05 |
| 21 | PUNJAB | 18051.00 | 12000.00 | 30051.00 | .13 | 292.00 | 12000.00 | 12292.00 | .05 | 10000.00 | 12000.00 | 22000.00 | .08 |
| 22 | RAJASTHAN | 88851.00 | 32889.00 | 121740.00 | .27 | 106903.00 | 33430.00 | 140333.00 | .29 | 102100.00 | 37005.00 | 139105.00 | .27 |
| 23 | SIKKIM | 0.00 | 0.00 | 0.00 | .00 | 100.00 | 0.00 | 100.00 | .01 | 2000.00 | 0.00 | 2000.00 | .10 |
| 24 | TAMIL NADU | 54372.00 | 5598.00 | 59970.00 | .12 | 2.00 | 7077.00 | 7079.00 | .01 | 2.00 | 8426.00 | 8428.00 | .01 |
| 25 | TRIPURA | 111.00 | 211327.00 | 211438.00 | 4.91 | 1852.00 | 242505.00 | 244357.00 | 5.14 | 3160.00 | 260753.00 | 263913.00 | 4.71 |
| 26 | UTTARAKHAND | ... | ... | ... | ... | ... | ... | ... | ... | ... | ... | ... | ... |
| 27 | UTTAR PRADESH | ... | ... | ... | ... | ... | ... | ... | ... | ... | ... | ... | ... |
| 28 | WEST BENGAL | 17308.00 | 18764.00 | 36072.00 | .07 | 42617.00 | 20107.00 | 62724.00 | .10 | 91700.00 | 21261.00 | 112961.00 | .18 |
| TOTAL STATES | | 523940.00 | 629548.00 | 1153488.00 | .15 | 694466.00 | 752986.00 | 1447452.00 | .16 | 628882.00 | 843521.00 | 1472403.00 | .15 |
| 29 | A. & N. ISLANDS | 0.00 | 2369.00 | 2369.00 | .22 | 0.00 | 3553.00 | 3553.00 | .28 | 0.00 | 3605.00 | 3605.00 | .28 |
| 30 | CHANDIGARH | 2835.00 | 435.00 | 3270.00 | .19 | 2720.00 | 400.00 | 3120.00 | .17 | 3200.00 | 400.00 | 3600.00 | .18 |
| 31 | DADRA & NAGAR HAVELI | 0.00 | 284.00 | 284.00 | .13 | 0.00 | 300.00 | 300.00 | .13 | 0.00 | 330.00 | 330.00 | .13 |
| 32 | DAMAN & DIU | 20.00 | 420.00 | 440.00 | .24 | 210.00 | 400.00 | 610.00 | .30 | 200.00 | 400.00 | 600.00 | .29 |
| 33 | DELHI | 24475.00 | 338778.00 | 363253.00 | 2.36 | 16500.00 | 364800.00 | 381300.00 | 2.15 | 25000.00 | 375945.00 | 400945.00 | 1.84 |
| 34 | LAKSHADWEEP | ... | ... | ... | ... | ... | ... | ... | ... | ... | ... | ... | ... |
| 35 | PUDUCHERRY | 1637.00 | 2284.00 | 3921.00 | .21 | 1000.00 | 2790.00 | 3790.00 | .18 | 1000.00 | 3049.00 | 4049.00 | .18 |
| TOTAL U. T. | | 28967.00 | 344570.00 | 373537.00 | 1.81 | 20430.00 | 372243.00 | 392673.00 | 1.66 | 29400.00 | 383729.00 | 413129.00 | 1.48 |
| TOTAL (STATE & UTs) | | 552907.00 | 974118.00 | 1527025.00 | .20 | 714896.00 | 1125229.00 | 1840125.00 | .20 | 658282.00 | 1227250.00 | 1885532.00 | .19 |
| CENTRE TOTAL | | 2418100.00 | 16500.00 | 2434600.00 | 1.37 | 2355000.00 | 20600.00 | 2375600.00 | .98 | 4010000.00 | 22200.00 | 4032200.00 | 1.25 |
| GRAND TOTAL | | 2971007.00 | 990618.00 | 3961625.00 | .42 | 3069896.00 | 1145829.00 | 4215725.00 | .36 | 4668282.00 | 1249450.00 | 5917732.00 | .45 |

STATEMENT NO. (12): PLAN & NON-PLAN BUDGETED EXPENDITURE ON ADULT EDUCATION (Sub-head wise)

ACCOUNT: REVENUE ACCOUNT
PROGRAM: DIRECTION & ADMINISTRATION

(RUPEES IN THOUSANDS)

| SL. NO. | STATE/UNION TERRITORY | 2005-06 (ACTUALS) | | | | 2006-07 (R.E.) | | | | 2007-08 (B.E.) | | | |
|---------|-----------------------|-------------------|-----------|-----------|-------------------------------------|----------------|-----------|-----------|-------------------------------------|----------------|-----------|-----------|--------------------------|
| | | PLAN | NON-PLAN | TOTAL | % AGE TO TOTAL EXP. ON ADL. EDN. | PLAN | NON-PLAN | TOTAL | % AGE TO TOTAL EXP. ON ADL. EDN. | PLAN | NON-PLAN | TOTAL | % AGE TO EXP. ON ADL. |
| TOTAL | | | | | | | | | | | | | |
| EDN. | | | | | | | | | | | | | |
| 1 | ANDHRA PRADESH | 90745.00 | 0.00 | 90745.00 | 72.17 | 98200.00 | 0.00 | 98200.00 | 81.83 | 0.00 | 122389.00 | 122389.00 | 92.45 |
| 2 | ARUNACHAL PRADESH | 11796.00 | 5329.00 | 17125.00 | 51.90 | 15864.00 | 5739.00 | 21603.00 | 93.22 | 19500.00 | 6470.00 | 25970.00 | 91.22 |
| 3 | ASSAM | 59958.00 | 108202.00 | 168160.00 | 96.15 | 3100.00 | 165760.00 | 168860.00 | 85.00 | 1050.00 | 100879.00 | 101929.00 | 78.66 |
| 4 | BIHAR | 0.00 | 4744.00 | 4744.00 | 7.47 | 0.00 | 6988.00 | 6988.00 | 7.55 | 0.00 | 7645.00 | 7645.00 | 8.15 |
| 5 | CHHATTISGARH | ... | ... | ... | ... | ... | ... | ... | ... | ... | ... | ... | ... |
| 6 | GOA | ... | ... | ... | ... | ... | ... | ... | ... | ... | ... | ... | ... |
| 7 | GUJARAT | 0.00 | 988.00 | 988.00 | 2.61 | 0.00 | 1200.00 | 1200.00 | 1.91 | 0.00 | 1200.00 | 1200.00 | 1.59 |
| 8 | HARYANA | ... | ... | ... | ... | ... | ... | ... | ... | ... | ... | ... | ... |
| 9 | HIMACHAL PRADESH | ... | ... | ... | ... | ... | ... | ... | ... | ... | ... | ... | ... |
| 10 | JAMMU & KASHMIR | ... | ... | ... | ... | ... | ... | ... | ... | ... | ... | ... | ... |
| 11 | JHARKHAND | ... | ... | ... | ... | ... | ... | ... | ... | ... | ... | ... | ... |
| 12 | KARNATAKA | 23756.00 | 4263.00 | 28019.00 | 59.65 | 69000.00 | 3617.00 | 72617.00 | 77.42 | 114000.00 | 5316.00 | 119316.00 | 83.22 |
| 13 | KERALA | 3000.00 | 0.00 | 3000.00 | 60.00 | 1800.00 | 1.00 | 1801.00 | 5.00 | 1000.00 | 1.00 | 1001.00 | 4.77 |
| 14 | MADHYA PRADESH | ... | ... | ... | ... | ... | ... | ... | ... | ... | ... | ... | ... |
| 15 | MAHARASHTRA | ... | ... | ... | ... | ... | ... | ... | ... | ... | ... | ... | ... |
| 16 | MANIPUR | 8926.00 | 22950.00 | 31876.00 | 100.00 | 4989.00 | 22573.00 | 27562.00 | 100.00 | 5000.00 | 23806.00 | 28806.00 | 100.00 |
| 17 | MEGHALAYA | 664.00 | 1299.00 | 1963.00 | 11.42 | 1000.00 | 1330.00 | 2330.00 | 10.65 | 1200.00 | 1350.00 | 2550.00 | 11.19 |
| 18 | MIZORAM | 4162.00 | 10283.00 | 14445.00 | 88.01 | 7620.00 | 11680.00 | 19300.00 | 90.31 | 8320.00 | 11690.00 | 20010.00 | 90.63 |
| 19 | NAGALAND | ... | ... | ... | ... | ... | ... | ... | ... | ... | ... | ... | ... |
| 20 | ORISSA | 7413.00 | 0.00 | 7413.00 | 74.57 | 7903.00 | 0.00 | 7903.00 | 63.74 | 9380.00 | 0.00 | 9380.00 | 63.70 |
| 21 | PUNJAB | ... | ... | ... | ... | ... | ... | ... | ... | ... | ... | ... | ... |
| 22 | RAJASTHAN | ... | ... | ... | ... | ... | ... | ... | ... | ... | ... | ... | ... |
| 23 | SIKKIM | ... | ... | ... | ... | ... | ... | ... | ... | ... | ... | ... | ... |
| 24 | TAMIL NADU | 0.00 | 5598.00 | 5598.00 | 9.33 | 0.00 | 7077.00 | 7077.00 | 99.97 | 0.00 | 8426.00 | 8426.00 | 99.98 |
| 25 | TRIPURA | ... | ... | ... | ... | ... | ... | ... | ... | ... | ... | ... | ... |
| 26 | UTTARAKHAND | ... | ... | ... | ... | ... | ... | ... | ... | ... | ... | ... | ... |
| 27 | UTTAR PRADESH | ... | ... | ... | ... | ... | ... | ... | ... | ... | ... | ... | ... |
| 28 | WEST BENGAL | 5304.00 | 426.00 | 5730.00 | 15.88 | 6932.00 | 481.00 | 7413.00 | 11.82 | 0.00 | 512.00 | 512.00 | .45 |
| | TOTAL STATES | 215724.00 | 164082.00 | 379806.00 | 32.93 | 216408.00 | 226446.00 | 442854.00 | 30.60 | 159450.00 | 289684.00 | 449134.00 | 30.50 |
| 29 | A. & N. ISLANDS | ... | ... | ... | ... | ... | ... | ... | ... | ... | ... | ... | ... |
| 30 | CHANDIGARH | ... | ... | ... | ... | ... | ... | ... | ... | ... | ... | ... | ... |
| 31 | DADRA & NAGAR HAVELI | ... | ... | ... | ... | ... | ... | ... | ... | ... | ... | ... | ... |
| 32 | DAMAN & DIU | ... | ... | ... | ... | ... | ... | ... | ... | ... | ... | ... | ... |
| 33 | DELHI | 0.00 | 434.00 | 434.00 | .12 | 0.00 | 1050.00 | 1050.00 | .28 | 0.00 | 1250.00 | 1250.00 | .31 |
| 34 | LAKSHADWEEP | ... | ... | ... | ... | ... | ... | ... | ... | ... | ... | ... | ... |
| 35 | PUDUCHERRY | ... | ... | ... | ... | ... | ... | ... | ... | ... | ... | ... | ... |
| | TOTAL U.T. | 0.00 | 434.00 | 434.00 | .12 | 0.00 | 1050.00 | 1050.00 | .27 | 0.00 | 1250.00 | 1250.00 | .30 |
| | TOTAL (STATE & UTs) | 215724.00 | 164516.00 | 380240.00 | 24.90 | 216408.00 | 227496.00 | 443904.00 | 24.12 | 159450.00 | 290934.00 | 450384.00 | 23.89 |

..NICNET..

STATEMENT NO. (12): PLAN & NON-PLAN BUDGETED EXPENDITURE ON ADULT EDUCATION (Sub-head wise)

ACCOUNT: REVENUE ACCOUNT
PROGRAM: RURAL FUNCTIONAL LITERACY PROGRAMME

(RUPEES IN THOUSANDS)

| SL. NO. | STATE/UNION TERRITORY | 2005-06 (ACTUALS) | | | | 2006-07 (R.E.) | | | | 2007-08 (B.E.) | | | |
|---------|-----------------------|-------------------|----------|----------|-------------------------------------|----------------|----------|----------|-------------------------------------|----------------|----------|----------|--------------------------|
| | | PLAN | NON-PLAN | TOTAL | % AGE TO TOTAL EXP. ON ADL. EDN. | PLAN | NON-PLAN | TOTAL | % AGE TO TOTAL EXP. ON ADL. EDN. | PLAN | NON-PLAN | TOTAL | % AGE TO EXP. ON ADL. |
| TOTAL | | | | | | | | | | | | | |
| EDN. | | | | | | | | | | | | | |
| 1 | ANDHRA PRADESH | 5000.00 | 0.00 | 5000.00 | 3.98 | 0.00 | 0.00 | 0.00 | .00 | 0.00 | 0.00 | 0.00 | .00 |
| 2 | ARUNACHAL PRADESH | ... | ... | ... | ... | ... | ... | ... | ... | ... | ... | ... | ... |
| 3 | ASSAM | ... | ... | ... | ... | ... | ... | ... | ... | ... | ... | ... | ... |
| 4 | BIHAR | ... | ... | ... | ... | ... | ... | ... | ... | ... | ... | ... | ... |
| 5 | CHHATTISGARH | ... | ... | ... | ... | ... | ... | ... | ... | ... | ... | ... | ... |
| 6 | GOA | ... | ... | ... | ... | ... | ... | ... | ... | ... | ... | ... | ... |
| 7 | GUJARAT | 0.00 | 8986.00 | 8986.00 | 23.70 | 0.00 | 10545.00 | 10545.00 | 16.75 | 0.00 | 10219.00 | 10219.00 | 13.54 |
| 8 | HARYANA | ... | ... | ... | ... | ... | ... | ... | ... | ... | ... | ... | ... |
| 9 | HIMACHAL PRADESH | ... | ... | ... | ... | ... | ... | ... | ... | ... | ... | ... | ... |
| 10 | JAMMU & KASHMIR | ... | ... | ... | ... | ... | ... | ... | ... | ... | ... | ... | ... |
| 11 | JHARKHAND | ... | ... | ... | ... | ... | ... | ... | ... | ... | ... | ... | ... |
| 12 | KARNATAKA | 1000.00 | 17955.00 | 18955.00 | 40.35 | 1000.00 | 17455.00 | 18455.00 | 19.67 | 3000.00 | 18328.00 | 21328.00 | 14.88 |
| 13 | KERALA | 2000.00 | 0.00 | 2000.00 | 40.00 | 34200.00 | 0.00 | 34200.00 | 95.00 | 20000.00 | 0.00 | 20000.00 | 95.23 |
| 14 | MADHYA PRADESH | ... | ... | ... | ... | ... | ... | ... | ... | ... | ... | ... | ... |
| 15 | MAHARASHTRA | ... | ... | ... | ... | ... | ... | ... | ... | ... | ... | ... | ... |
| 16 | MANIPUR | ... | ... | ... | ... | ... | ... | ... | ... | ... | ... | ... | ... |
| 17 | MEGHALAYA | 0.00 | 0.00 | 0.00 | .00 | 0.00 | 220.00 | 220.00 | 1.01 | 0.00 | 220.00 | 220.00 | .97 |
| 18 | MIZORAM | 0.00 | 1686.00 | 1686.00 | 10.27 | 0.00 | 1950.00 | 1950.00 | 9.12 | 100.00 | 1850.00 | 1950.00 | 8.83 |
| 19 | NAGALAND | 0.00 | 5039.00 | 5039.00 | 78.96 | 500.00 | 5963.00 | 6463.00 | 98.48 | 2500.00 | 6528.00 | 9028.00 | 100.00 |
| 20 | ORISSA | ... | ... | ... | ... | ... | ... | ... | ... | ... | ... | ... | ... |
| 21 | PUNJAB | ... | ... | ... | ... | ... | ... | ... | ... | ... | ... | ... | ... |
| 22 | RAJASTHAN | ... | ... | ... | ... | ... | ... | ... | ... | ... | ... | ... | ... |
| 23 | SIKKIM | ... | ... | ... | ... | ... | ... | ... | ... | ... | ... | ... | ... |
| 24 | TAMIL NADU | ... | ... | ... | ... | ... | ... | ... | ... | ... | ... | ... | ... |
| 25 | TRIPURA | ... | ... | ... | ... | ... | ... | ... | ... | ... | ... | ... | ... |
| 26 | UTTARAKHAND | ... | ... | ... | ... | ... | ... | ... | ... | ... | ... | ... | ... |
| 27 | UTTAR PRADESH | ... | ... | ... | ... | ... | ... | ... | ... | ... | ... | ... | ... |
| 28 | WEST BENGAL | 0.00 | 2214.00 | 2214.00 | 6.14 | 0.00 | 1665.00 | 1665.00 | 2.65 | 0.00 | 1762.00 | 1762.00 | 1.56 |
| | TOTAL STATES | 8000.00 | 35880.00 | 43880.00 | 3.80 | 35700.00 | 37798.00 | 73498.00 | 5.08 | 25600.00 | 38907.00 | 64507.00 | 4.38 |
| 29 | A. & N. ISLANDS | ... | ... | ... | ... | ... | ... | ... | ... | ... | ... | ... | ... |
| 30 | CHANDIGARH | ... | ... | ... | ... | ... | ... | ... | ... | ... | ... | ... | ... |
| 31 | DADRA & NAGAR HAVELI | ... | ... | ... | ... | ... | ... | ... | ... | ... | ... | ... | ... |
| 32 | DAMAN & DIU | ... | ... | ... | ... | ... | ... | ... | ... | ... | ... | ... | ... |
| 33 | DELHI | ... | ... | ... | ... | ... | ... | ... | ... | ... | ... | ... | ... |
| 34 | LAKSHADWEEP | ... | ... | ... | ... | ... | ... | ... | ... | ... | ... | ... | ... |
| 35 | PUDUCHERRY | ... | ... | ... | ... | ... | ... | ... | ... | ... | ... | ... | ... |
| | TOTAL U.T. | 0.00 | 0.00 | 0.00 | .00 | 0.00 | 0.00 | 0.00 | .00 | 0.00 | 0.00 | 0.00 | .00 |
| | TOTAL (STATE & UTs) | 8000.00 | 35880.00 | 43880.00 | 2.87 | 35700.00 | 37798.00 | 73498.00 | 3.99 | 25600.00 | 38907.00 | 64507.00 | 3.42 |

..NICNET..

STATEMENT NO. (12): PLAN & NON-PLAN BUDGETED EXPENDITURE ON ADULT EDUCATION (Sub-head wise)

ACCOUNT: REVENUE ACCOUNT
PROGRAM: STATE ADULT EDUCATION PROGRAMME

(RUPEES IN THOUSANDS)

| SL. NO. | STATE/UNION TERRITORY | 2005-06 (ACTUALS) | | | | 2006-07 (R.E.) | | | | 2007-08 (B.E.) | | | |
|---------|-----------------------|-------------------|-----------|-----------|-------------------------------------|----------------|-----------|-----------|-------------------------------------|----------------|-----------|-----------|--------------------------|
| | | PLAN | NON-PLAN | TOTAL | % AGE TO TOTAL EXP. ON ADL. EDN. | PLAN | NON-PLAN | TOTAL | % AGE TO TOTAL EXP. ON ADL. EDN. | PLAN | NON-PLAN | TOTAL | % AGE TO EXP. ON ADL. |
| TOTAL | | | | | | | | | | | | | |
| EDN. | | | | | | | | | | | | | |
| 1 | ANDHRA PRADESH | ... | ... | ... | ... | ... | ... | ... | ... | ... | ... | ... | ... |
| 2 | ARUNACHAL PRADESH | ... | ... | ... | ... | ... | ... | ... | ... | ... | ... | ... | ... |
| 3 | ASSAM | ... | ... | ... | ... | ... | ... | ... | ... | ... | ... | ... | ... |
| 4 | BIHAR | ... | ... | ... | ... | ... | ... | ... | ... | ... | ... | ... | ... |
| 5 | CHHATTISGARH | ... | ... | ... | ... | ... | ... | ... | ... | ... | ... | ... | ... |
| 6 | GOA | ... | ... | ... | ... | ... | ... | ... | ... | ... | ... | ... | ... |
| 7 | GUJARAT | ... | ... | ... | ... | ... | ... | ... | ... | ... | ... | ... | ... |
| 8 | HARYANA | ... | ... | ... | ... | ... | ... | ... | ... | ... | ... | ... | ... |
| 9 | HIMACHAL PRADESH | ... | ... | ... | ... | ... | ... | ... | ... | ... | ... | ... | ... |
| 10 | JAMMU & KASHMIR | 0.00 | 0.00 | 0.00 | 0.00 | 7567.00 | 0.00 | 7567.00 | 100.00 | 12500.00 | 0.00 | 12500.00 | 100.00 |
| 11 | JHARKHAND | ... | ... | ... | ... | ... | ... | ... | ... | ... | ... | ... | ... |
| 12 | KARNATAKA | ... | ... | ... | ... | ... | ... | ... | ... | ... | ... | ... | ... |
| 13 | KERALA | ... | ... | ... | ... | ... | ... | ... | ... | ... | ... | ... | ... |
| 14 | MADHYA PRADESH | ... | ... | ... | ... | ... | ... | ... | ... | ... | ... | ... | ... |
| 15 | MAHARASHTRA | ... | ... | ... | ... | ... | ... | ... | ... | ... | ... | ... | ... |
| 16 | MANIPUR | ... | ... | ... | ... | ... | ... | ... | ... | ... | ... | ... | ... |
| 17 | MEGHALAYA | 772.00 | 14449.00 | 15221.00 | 88.58 | 1270.00 | 17919.00 | 19189.00 | 87.75 | 1650.00 | 18214.00 | 19864.00 | 87.18 |
| 18 | MIZORAM | ... | ... | ... | ... | ... | ... | ... | ... | ... | ... | ... | ... |
| 19 | NAGALAND | 100.00 | 1243.00 | 1343.00 | 21.04 | 100.00 | 0.00 | 100.00 | 1.52 | 0.00 | 0.00 | 0.00 | .00 |
| 20 | ORISSA | ... | ... | ... | ... | ... | ... | ... | ... | ... | ... | ... | ... |
| 21 | PUNJAB | 0.00 | 12000.00 | 12000.00 | 39.93 | 0.00 | 12000.00 | 12000.00 | 97.62 | 0.00 | 12000.00 | 12000.00 | 54.55 |
| 22 | RAJASTHAN | ... | ... | ... | ... | ... | ... | ... | ... | ... | ... | ... | ... |
| 23 | SIKKIM | ... | ... | ... | ... | ... | ... | ... | ... | ... | ... | ... | ... |
| 24 | TAMIL NADU | ... | ... | ... | ... | ... | ... | ... | ... | ... | ... | ... | ... |
| 25 | TRIPURA | 111.00 | 211327.00 | 211438.00 | 100.00 | 1852.00 | 242505.00 | 244357.00 | 100.00 | 3160.00 | 260753.00 | 263913.00 | 100.00 |
| 26 | UTTARAKHAND | ... | ... | ... | ... | ... | ... | ... | ... | ... | ... | ... | ... |
| 27 | UTTAR PRADESH | ... | ... | ... | ... | ... | ... | ... | ... | ... | ... | ... | ... |
| 28 | WEST BENGAL | ... | ... | ... | ... | ... | ... | ... | ... | ... | ... | ... | ... |
| | TOTAL STATES | 983.00 | 239019.00 | 240002.00 | 20.81 | 10789.00 | 272424.00 | 283213.00 | 19.57 | 17310.00 | 290967.00 | 308277.00 | 20.94 |
| 29 | A. & N. ISLANDS | ... | ... | ... | ... | ... | ... | ... | ... | ... | ... | ... | ... |
| 30 | CHANDIGARH | ... | ... | ... | ... | ... | ... | ... | ... | ... | ... | ... | ... |
| 31 | DADRA & NAGAR HAVELI | ... | ... | ... | ... | ... | ... | ... | ... | ... | ... | ... | ... |
| 32 | DAMAN & DIU | ... | ... | ... | ... | ... | ... | ... | ... | ... | ... | ... | ... |
| 33 | DELHI | ... | ... | ... | ... | ... | ... | ... | ... | ... | ... | ... | ... |
| 34 | LAKSHADWEEP | ... | ... | ... | ... | ... | ... | ... | ... | ... | ... | ... | ... |
| 35 | PUDUCHERRY | ... | ... | ... | ... | ... | ... | ... | ... | ... | ... | ... | ... |
| | TOTAL U.T. | 0.00 | 0.00 | 0.00 | .00 | 0.00 | 0.00 | 0.00 | .00 | 0.00 | 0.00 | 0.00 | .00 |
| | TOTAL (STATE & UTs) | 983.00 | 239019.00 | 240002.00 | 15.72 | 10789.00 | 272424.00 | 283213.00 | 15.39 | 17310.00 | 290967.00 | 308277.00 | 16.35 |

..NICNET..

STATEMENT NO. (12): PLAN & NON-PLAN BUDGETED EXPENDITURE ON ADULT EDUCATION (Sub-head wise)

ACCOUNT: REVENUE ACCOUNT
PROGRAM: OTHER ADULT EDUCATION PROGRAMME

(RUPEES IN THOUSANDS)

| SL. NO. | STATE/UNION TERRITORY | 2005-06 (ACTUALS) | | | | 2006-07 (R.E.) | | | | 2007-08 (B.E.) | | | |
|---------------------|-----------------------|-------------------|-----------|-----------|----------------|-------------------|-----------|-----------|----------------|-------------------|-----------|-----------|----------|
| | | PLAN | NON-PLAN | TOTAL | % AGE TO TOTAL | PLAN | NON-PLAN | TOTAL | % AGE TO TOTAL | PLAN | NON-PLAN | TOTAL | % AGE TO |
| | | EXP. ON ADL. EDN. | | | | EXP. ON ADL. EDN. | | | | EXP. ON ADL. EDN. | | | |
| TOTAL | | | | | | | | | | | | | |
| EDN. | | | | | | | | | | | | | |
| 1 | ANDHRA PRADESH | 2500.00 | 0.00 | 2500.00 | 1.99 | 0.00 | 0.00 | 0.00 | .00 | 0.00 | 0.00 | 0.00 | .00 |
| 2 | ARUNACHAL PRADESH | ... | ... | ... | ... | ... | ... | ... | ... | ... | ... | ... | ... |
| 3 | ASSAM | 877.00 | 0.00 | 877.00 | .50 | 3200.00 | 0.00 | 3200.00 | 1.61 | 0.00 | 0.00 | 0.00 | .00 |
| 4 | BIHAR | 0.00 | 26550.00 | 26550.00 | 41.80 | 0.00 | 28667.00 | 28667.00 | 30.99 | 0.00 | 32324.00 | 32324.00 | 34.45 |
| 5 | CHHATTISGARH | 6036.00 | 0.00 | 6036.00 | 100.00 | 76047.00 | 0.00 | 76047.00 | 100.00 | 24753.00 | 0.00 | 24753.00 | 100.00 |
| 6 | GOA | 220.00 | 6436.00 | 6656.00 | 99.27 | 350.00 | 7065.00 | 7415.00 | 88.12 | 795.00 | 7070.00 | 7865.00 | 100.00 |
| 7 | GUJARAT | 26319.00 | 0.00 | 26319.00 | 69.42 | 39544.00 | 0.00 | 39544.00 | 62.82 | 58634.00 | 0.00 | 58634.00 | 77.69 |
| 8 | HARYANA | 4000.00 | 4427.00 | 8427.00 | 100.00 | 13409.00 | 6890.00 | 20299.00 | 100.00 | 12500.00 | 7444.00 | 19944.00 | 100.00 |
| 9 | HIMACHAL PRADESH | 0.00 | 5379.00 | 5379.00 | 93.58 | 0.00 | 8607.00 | 8607.00 | 93.64 | 0.00 | 6358.00 | 6358.00 | 93.45 |
| 10 | JAMMU & KASHMIR | ... | ... | ... | ... | ... | ... | ... | ... | ... | ... | ... | ... |
| 11 | JHARKHAND | ... | ... | ... | ... | ... | ... | ... | ... | ... | ... | ... | ... |
| 12 | KARNATAKA | ... | ... | ... | ... | ... | ... | ... | ... | ... | ... | ... | ... |
| 13 | KERALA | ... | ... | ... | ... | ... | ... | ... | ... | ... | ... | ... | ... |
| 14 | MADHYA PRADESH | ... | ... | ... | ... | ... | ... | ... | ... | ... | ... | ... | ... |
| 15 | MAHARASHTRA | 356.00 | 9611.00 | 9967.00 | 10.12 | 28100.00 | 12359.00 | 40459.00 | 28.68 | 12400.00 | 12352.00 | 24752.00 | 19.55 |
| 16 | MANIPUR | ... | ... | ... | ... | ... | ... | ... | ... | ... | ... | ... | ... |
| 17 | MEGHALAYA | 0.00 | 0.00 | 0.00 | .00 | 130.00 | 0.00 | 130.00 | .59 | 150.00 | 0.00 | 150.00 | .66 |
| 18 | MIZORAM | ... | ... | ... | ... | ... | ... | ... | ... | ... | ... | ... | ... |
| 19 | NAGALAND | ... | ... | ... | ... | ... | ... | ... | ... | ... | ... | ... | ... |
| 20 | ORISSA | 0.00 | 0.00 | 0.00 | .00 | 0.00 | 0.00 | 0.00 | .00 | 1194.00 | 0.00 | 1194.00 | 8.11 |
| 21 | PUNJAB | ... | ... | ... | ... | ... | ... | ... | ... | ... | ... | ... | ... |
| 22 | RAJASTHAN | 86765.00 | 30424.00 | 117189.00 | 96.26 | 103402.00 | 30810.00 | 134212.00 | 95.64 | 83817.00 | 34085.00 | 117902.00 | 84.76 |
| 23 | SIKKIM | 0.00 | 0.00 | 0.00 | .00 | 100.00 | 0.00 | 100.00 | 100.00 | 2000.00 | 0.00 | 2000.00 | 100.00 |
| 24 | TAMIL NADU | 54372.00 | 0.00 | 54372.00 | 90.67 | 2.00 | 0.00 | 2.00 | .03 | 2.00 | 0.00 | 2.00 | .02 |
| 25 | TRIPURA | ... | ... | ... | ... | ... | ... | ... | ... | ... | ... | ... | ... |
| 26 | UTTARAKHAND | ... | ... | ... | ... | ... | ... | ... | ... | ... | ... | ... | ... |
| 27 | UTTAR PRADESH | ... | ... | ... | ... | ... | ... | ... | ... | ... | ... | ... | ... |
| 28 | WEST BENGAL | 0.00 | 16124.00 | 16124.00 | 44.70 | 0.00 | 17450.00 | 17450.00 | 27.82 | 0.00 | 18476.00 | 18476.00 | 16.36 |
| TOTAL STATES | | 181445.00 | 98951.00 | 280396.00 | 24.31 | 264284.00 | 111848.00 | 376132.00 | 25.99 | 196245.00 | 118109.00 | 314354.00 | 21.35 |
| 29 | A. & N. ISLANDS | 0.00 | 2181.00 | 2181.00 | 92.06 | 0.00 | 3156.00 | 3156.00 | 88.83 | 0.00 | 3205.00 | 3205.00 | 88.90 |
| 30 | CHANDIGARH | ... | ... | ... | ... | ... | ... | ... | ... | ... | ... | ... | ... |
| 31 | DADRA & NAGAR HAVELI | 0.00 | 284.00 | 284.00 | 100.00 | 0.00 | 300.00 | 300.00 | 100.00 | 0.00 | 330.00 | 330.00 | 100.00 |
| 32 | DAMAN & DIU | ... | ... | ... | ... | ... | ... | ... | ... | ... | ... | ... | ... |
| 33 | DELHI | 0.00 | 0.00 | 0.00 | .00 | 0.00 | 0.00 | 0.00 | .00 | 0.00 | 900.00 | 900.00 | .22 |
| 34 | LAKSHADWEEP | ... | ... | ... | ... | ... | ... | ... | ... | ... | ... | ... | ... |
| 35 | PUDUCHERRY | 1637.00 | 2284.00 | 3921.00 | 100.00 | 1000.00 | 2790.00 | 3790.00 | 100.00 | 1000.00 | 3049.00 | 4049.00 | 100.00 |
| TOTAL U.T. | | 1637.00 | 4749.00 | 6386.00 | 1.71 | 1000.00 | 6246.00 | 7246.00 | 1.85 | 1000.00 | 7484.00 | 8484.00 | 2.05 |
| TOTAL (STATE & UTs) | | 183082.00 | 103700.00 | 286782.00 | 18.78 | 265284.00 | 118094.00 | 383378.00 | 20.83 | 197245.00 | 125593.00 | 322838.00 | 17.12 |

..NICNET..

STATEMENT NO. (12): PLAN & NON-PLAN BUDGETED EXPENDITURE ON ADULT EDUCATION (Sub-head wise)

ACCOUNT: REVENUE ACCOUNT
PROGRAM: OTHER EXPENDITURE

(RUPEES IN THOUSANDS)

| SL. NO. | STATE/UNION TERRITORY | 2005-06 (ACTUALS) | | | | 2006-07 (R.E.) | | | | 2007-08 (B.E.) | | | |
|---------|-----------------------|-------------------|-----------|-----------|-------------------|----------------|-----------|-----------|-------------------|----------------|-----------|-----------|--------------|
| | | PLAN | NON-PLAN | TOTAL | % AGE TO TOTAL | PLAN | NON-PLAN | TOTAL | % AGE TO TOTAL | PLAN | NON-PLAN | TOTAL | % AGE TO |
| TOTAL | | | | | | | | | | | | | |
| EDN. | | | | | EXP. ON ADL. EDN. | | | | EXP. ON ADL. EDN. | | | | EXP. ON ADL. |
| 1 | ANDHRA PRADESH | 27500.00 | 0.00 | 27500.00 | 21.87 | 21800.00 | 0.00 | 21800.00 | 18.17 | 10000.00 | 0.00 | 10000.00 | 7.55 |
| 2 | ARUNACHAL PRADESH | 15873.00 | 0.00 | 15873.00 | 48.10 | 1571.00 | 0.00 | 1571.00 | 6.78 | 2500.00 | 0.00 | 2500.00 | 8.78 |
| 3 | ASSAM | 5850.00 | 0.00 | 5850.00 | 3.35 | 26600.00 | 0.00 | 26600.00 | 13.39 | 27650.00 | 0.00 | 27650.00 | 21.34 |
| 4 | BIHAR | 32226.00 | 0.00 | 32226.00 | 50.73 | 56850.00 | 0.00 | 56850.00 | 61.46 | 53850.00 | 0.00 | 53850.00 | 57.40 |
| 5 | CHHATTISGARH | ... | ... | ... | ... | ... | ... | ... | ... | ... | ... | ... | ... |
| 6 | GOA | 49.00 | 0.00 | 49.00 | .73 | 1000.00 | 0.00 | 1000.00 | 11.88 | 0.00 | 0.00 | 0.00 | .00 |
| 7 | GUJARAT | 1621.00 | 0.00 | 1621.00 | 4.28 | 11661.00 | 0.00 | 11661.00 | 18.52 | 5414.00 | 0.00 | 5414.00 | 7.17 |
| 8 | HARYANA | ... | ... | ... | ... | ... | ... | ... | ... | ... | ... | ... | ... |
| 9 | HIMACHAL PRADESH | 0.00 | 369.00 | 369.00 | 6.42 | 0.00 | 585.00 | 585.00 | 6.36 | 0.00 | 446.00 | 446.00 | 6.55 |
| 10 | JAMMU & KASHMIR | ... | ... | ... | ... | ... | ... | ... | ... | ... | ... | ... | ... |
| 11 | JHARKHAND | ... | ... | ... | ... | ... | ... | ... | ... | ... | ... | ... | ... |
| 12 | KARNATAKA | 0.00 | 0.00 | 0.00 | .00 | 2729.00 | 0.00 | 2729.00 | 2.91 | 2729.00 | 0.00 | 2729.00 | 1.90 |
| 13 | KERALA | ... | ... | ... | ... | ... | ... | ... | ... | ... | ... | ... | ... |
| 14 | MADHYA PRADESH | 0.00 | 0.00 | 0.00 | .00 | 1100.00 | 0.00 | 1100.00 | 100.00 | 4000.00 | 0.00 | 4000.00 | 100.00 |
| 15 | MAHARASHTRA | 0.00 | 88501.00 | 88501.00 | 89.88 | 0.00 | 100634.00 | 100634.00 | 71.32 | 0.00 | 101857.00 | 101857.00 | 80.45 |
| 16 | MANIPUR | ... | ... | ... | ... | ... | ... | ... | ... | ... | ... | ... | ... |
| 17 | MEGHALAYA | ... | ... | ... | ... | ... | ... | ... | ... | ... | ... | ... | ... |
| 18 | MIZORAM | 0.00 | 281.00 | 281.00 | 1.71 | 0.00 | 120.00 | 120.00 | .56 | 0.00 | 120.00 | 120.00 | .54 |
| 19 | NAGALAND | ... | ... | ... | ... | ... | ... | ... | ... | ... | ... | ... | ... |
| 20 | ORISSA | 2528.00 | 0.00 | 2528.00 | 25.43 | 4496.00 | 0.00 | 4496.00 | 36.26 | 4151.00 | 0.00 | 4151.00 | 28.19 |
| 21 | PUNJAB | 18051.00 | 0.00 | 18051.00 | 60.07 | 292.00 | 0.00 | 292.00 | 2.38 | 10000.00 | 0.00 | 10000.00 | 45.45 |
| 22 | RAJASTHAN | 2086.00 | 2465.00 | 4551.00 | 3.74 | 3501.00 | 2620.00 | 6121.00 | 4.36 | 18283.00 | 2920.00 | 21203.00 | 15.24 |
| 23 | SIKKIM | ... | ... | ... | ... | ... | ... | ... | ... | ... | ... | ... | ... |
| 24 | TAMIL NADU | ... | ... | ... | ... | ... | ... | ... | ... | ... | ... | ... | ... |
| 25 | TRIPURA | ... | ... | ... | ... | ... | ... | ... | ... | ... | ... | ... | ... |
| 26 | UTTARAKHAND | ... | ... | ... | ... | ... | ... | ... | ... | ... | ... | ... | ... |
| 27 | UTTAR PRADESH | ... | ... | ... | ... | ... | ... | ... | ... | ... | ... | ... | ... |
| 28 | WEST BENGAL | 12004.00 | 0.00 | 12004.00 | 33.28 | 35685.00 | 511.00 | 36196.00 | 57.71 | 91700.00 | 511.00 | 92211.00 | 81.63 |
| | TOTAL STATES | 117788.00 | 91616.00 | 209404.00 | 18.15 | 167285.00 | 104470.00 | 271755.00 | 18.77 | 230277.00 | 105854.00 | 336131.00 | 22.83 |
| 29 | A. & N. ISLANDS | 0.00 | 188.00 | 188.00 | 7.94 | 0.00 | 397.00 | 397.00 | 11.17 | 0.00 | 400.00 | 400.00 | 11.10 |
| 30 | CHANDIGARH | 2835.00 | 435.00 | 3270.00 | 100.00 | 2720.00 | 400.00 | 3120.00 | 100.00 | 3200.00 | 400.00 | 3600.00 | 100.00 |
| 31 | DADRA & NAGAR HAVELI | ... | ... | ... | ... | ... | ... | ... | ... | ... | ... | ... | ... |
| 32 | DAMAN & DIU | 20.00 | 420.00 | 440.00 | 100.00 | 210.00 | 400.00 | 610.00 | 100.00 | 200.00 | 400.00 | 600.00 | 100.00 |
| 33 | DELHI | 24475.00 | 338344.00 | 362819.00 | 99.88 | 16500.00 | 363750.00 | 380250.00 | 99.72 | 25000.00 | 373795.00 | 398795.00 | 99.46 |
| 34 | LAKSHADWEEP | ... | ... | ... | ... | ... | ... | ... | ... | ... | ... | ... | ... |
| 35 | PUDUCHERRY | ... | ... | ... | ... | ... | ... | ... | ... | ... | ... | ... | ... |
| | TOTAL U. T. | 27330.00 | 339387.00 | 366717.00 | 98.17 | 19430.00 | 364947.00 | 384377.00 | 97.89 | 28400.00 | 374995.00 | 403395.00 | 97.64 |
| | TOTAL (STATE & UTs) | 145118.00 | 431003.00 | 576121.00 | 37.73 | 186715.00 | 469417.00 | 656132.00 | 35.66 | 258677.00 | 480849.00 | 739526.00 | 39.22 |

..NICNET..

STATEMENT NO. (13): PLAN & NON-PLAN BUDGETED EXPENDITURE ON UNIVERSITY & OTHER HIGHER EDUCATION

| ACCOUNT: REVENUE ACCOUNT PROGRAM: TOTAL EXPENDITURE | | (RUPEES IN THOUSANDS) | | | | | | | | | | | |
|--|-----------------------|-----------------------|-------------|--------------|----------------------------------|----------------|--------------|--------------|----------------------------------|----------------|--------------|--------------|----------------------------------|
| SL. NO. | STATE/UNION TERRITORY | 2005-06 (ACTUALS) | | | | 2006-07 (R.E.) | | | | 2007-08 (B.E.) | | | |
| | | PLAN | NON-PLAN | TOTAL | % AGE TO TOTAL EXP. ON EDUCATION | PLAN | NON-PLAN | TOTAL | % AGE TO TOTAL EXP. ON EDUCATION | PLAN | NON-PLAN | TOTAL | % AGE TO TOTAL EXP. ON EDUCATION |
| 1 | ANDHRA PRADESH | 622138.00 | 8625969.00 | 9248107.00 | 18.31 | 451828.00 | 11198182.00 | 11650010.00 | 19.81 | 521769.00 | 12627686.00 | 13149455.00 | 19.63 |
| 2 | ARUNACHAL PRADESH | 64174.00 | 135758.00 | 199932.00 | 9.91 | 78240.00 | 141087.00 | 219327.00 | 10.20 | 78200.00 | 145778.00 | 223978.00 | 10.88 |
| 3 | ASSAM | 108192.00 | 2612046.00 | 2720238.00 | 11.19 | 107050.00 | 3436294.00 | 3543344.00 | 10.17 | 150000.00 | 3877907.00 | 4027907.00 | 11.68 |
| 4 | BIHAR | 7838.00 | 7643306.00 | 7651144.00 | 18.00 | 600569.00 | 7823663.00 | 8424232.00 | 16.87 | 455000.00 | 8252594.00 | 8707594.00 | 17.82 |
| 5 | CHHATTISGARH | 745864.00 | 788801.00 | 1534665.00 | 12.92 | 746607.00 | 881578.00 | 1628185.00 | 10.10 | 1204541.00 | 503748.00 | 1708289.00 | 9.63 |
| 6 | COA | 201873.00 | 246843.00 | 448716.00 | 15.26 | 166732.00 | 302830.00 | 469562.00 | 12.91 | 104578.00 | 283135.00 | 387713.00 | 11.41 |
| 7 | GUJARAT | 78570.00 | 3511115.00 | 3589685.00 | 8.86 | 93782.00 | 3635962.00 | 3729744.00 | 8.62 | 360275.00 | 3755197.00 | 4115472.00 | 8.93 |
| 8 | HARYANA | 212178.00 | 1901406.00 | 2113584.00 | 11.47 | 468580.00 | 2113762.00 | 2582342.00 | 12.23 | 955500.00 | 2542401.00 | 3497901.00 | 13.92 |
| 9 | HIMACHAL PRADESH | 183417.00 | 543784.00 | 727201.00 | 6.31 | 63989.00 | 573147.00 | 637136.00 | 5.12 | 12850.00 | 974222.00 | 987072.00 | 6.71 |
| 10 | JAMMU & KASHMIR | 0.00 | 515866.00 | 515866.00 | 7.51 | 11400.00 | 1253382.00 | 1264782.00 | 10.96 | 48200.00 | 1438649.00 | 1486849.00 | 12.03 |
| 11 | JHARKHAND | 249000.00 | 1814438.00 | 2063438.00 | 13.20 | 275000.00 | 1679259.00 | 1954259.00 | 9.88 | 304000.00 | 1691402.00 | 1995402.00 | 9.91 |
| 12 | KARNATAKA | 175910.00 | 4912444.00 | 5088354.00 | 10.74 | 304981.00 | 4931425.00 | 5236406.00 | 9.20 | 645532.00 | 5568737.00 | 6214269.00 | 9.23 |
| 13 | KERALA | 336146.00 | 4858178.00 | 5194324.00 | 15.41 | 326000.00 | 6476658.00 | 6802658.00 | 14.22 | 372200.00 | 6634420.00 | 7006620.00 | 11.58 |
| 14 | MADHYA PRADESH | 845819.00 | 2892124.00 | 3737943.00 | 13.22 | 193340.00 | 3185601.00 | 3378941.00 | 9.84 | 277449.00 | 3523021.00 | 3800470.00 | 9.61 |
| 15 | MAHARASHTRA | 237834.00 | 10701726.00 | 10939560.00 | 10.35 | 679048.00 | 12879908.00 | 13558956.00 | 11.01 | 365446.00 | 12227160.00 | 12592606.00 | 10.42 |
| 16 | MANIPUR | 557475.00 | 540364.00 | 1097839.00 | 28.50 | 213700.00 | 450489.00 | 664189.00 | 20.01 | 180000.00 | 514644.00 | 694644.00 | 20.45 |
| 17 | MEGHALAYA | 153000.00 | 234099.00 | 387099.00 | 13.66 | 175078.00 | 271497.00 | 446575.00 | 14.65 | 241475.00 | 310254.00 | 551729.00 | 14.89 |
| 18 | MIZORAM | 118591.00 | 122687.00 | 241278.00 | 9.84 | 148021.00 | 140882.00 | 288903.00 | 11.13 | 136315.00 | 142870.00 | 279185.00 | 10.34 |
| 19 | NAGALAND | 69244.00 | 148747.00 | 217991.00 | 7.75 | 93250.00 | 127466.00 | 220716.00 | 7.45 | 15300.00 | 164325.00 | 179625.00 | 5.88 |
| 20 | ORISSA | 1120298.00 | 2323577.00 | 3443875.00 | 15.10 | 1475589.00 | 2754017.00 | 4229606.00 | 16.93 | 1375900.00 | 3048419.00 | 4424319.00 | 16.22 |
| 21 | PUNJAB | 5100.00 | 2250061.00 | 2255161.00 | 10.09 | 137134.00 | 1683410.00 | 1820544.00 | 7.34 | 183000.00 | 2301888.00 | 2484888.00 | 9.03 |
| 22 | RAJASTHAN | 134796.00 | 2750495.00 | 2885291.00 | 6.28 | 132960.00 | 2802546.00 | 2935506.00 | 6.13 | 135430.00 | 3008260.00 | 3143690.00 | 6.06 |
| 23 | SIKKIM | 33395.00 | 14748.00 | 48143.00 | 2.62 | 38383.00 | 14820.00 | 53203.00 | 2.80 | 42535.00 | 15990.00 | 58525.00 | 2.88 |
| 24 | TAMIL NADU | 57626.00 | 5403793.00 | 5461419.00 | 11.15 | 147303.00 | 6531152.00 | 6678455.00 | 9.92 | 147381.00 | 7823531.00 | 7970912.00 | 9.84 |
| 25 | TRIPURA | 7449.00 | 229838.00 | 237287.00 | 5.51 | 9865.00 | 214500.00 | 224365.00 | 4.72 | 29322.00 | 235480.00 | 264802.00 | 4.73 |
| 26 | UTTARAKHAND | 321986.00 | 620812.00 | 942798.00 | 8.24 | 676938.00 | 596290.00 | 1273228.00 | 10.00 | 599735.00 | 496226.00 | 1095961.00 | 7.45 |
| 27 | UTTAR PRADESH | 459932.00 | 5651207.00 | 6111139.00 | 7.61 | 1111152.00 | 6549616.00 | 7660768.00 | 7.94 | 1056368.00 | 6792038.00 | 7848406.00 | 7.90 |
| 28 | WEST BENGAL | 115001.00 | 6233912.00 | 6348913.00 | 11.75 | 198240.00 | 7434594.00 | 7632834.00 | 12.32 | 242420.00 | 7443788.00 | 7686208.00 | 12.22 |
| TOTAL STATES | | 7222846.00 | 78228144.00 | 85450990.00 | 11.45 | 9124759.00 | 90084017.00 | 99208776.00 | 11.14 | 10240721.00 | 96343770.00 | 106584491.00 | 11.04 |
| 29 | A. & N. ISLANDS | 36182.00 | 37532.00 | 73714.00 | 6.71 | 42795.00 | 39787.00 | 82582.00 | 6.55 | 47114.00 | 41993.00 | 89107.00 | 6.88 |
| 30 | CHANDIGARH | 5933.00 | 644406.00 | 650339.00 | 37.80 | 13759.00 | 679821.00 | 693580.00 | 37.26 | 30100.00 | 690389.00 | 720489.00 | 36.52 |
| 31 | DADRA & NAGAR HAVELI | 0.00 | 0.00 | 0.00 | .00 | 100.00 | 0.00 | 100.00 | .04 | 0.00 | 0.00 | 0.00 | .00 |
| 32 | DAMAN & DIU | 1562.00 | 10506.00 | 12068.00 | 6.47 | 4400.00 | 10900.00 | 15300.00 | 7.45 | 1900.00 | 11400.00 | 13300.00 | 6.50 |
| 33 | DELHI | 52897.00 | 284299.00 | 337196.00 | 2.19 | 164800.00 | 320000.00 | 484800.00 | 2.73 | 397500.00 | 364800.00 | 762300.00 | 3.50 |
| 34 | LAKSHADWEEP | 10256.00 | 0.00 | 10256.00 | 7.43 | 10500.00 | 0.00 | 10500.00 | 6.38 | 10500.00 | 20000.00 | 30500.00 | 17.22 |
| 35 | PUDUCHERRY | 113968.00 | 170744.00 | 284712.00 | 15.53 | 199296.00 | 183603.00 | 382899.00 | 18.21 | 290504.00 | 194480.00 | 484984.00 | 21.84 |
| TOTAL U.T. | | 220798.00 | 1147487.00 | 1368285.00 | 6.65 | 435650.00 | 1234111.00 | 1669761.00 | 7.08 | 777618.00 | 1323062.00 | 2100680.00 | 7.54 |
| TOTAL (STATE & UTs) | | 7443644.00 | 79375631.00 | 86819275.00 | 11.33 | 9560409.00 | 91318128.00 | 100878537.00 | 11.03 | 11018339.00 | 97666832.00 | 108685171.00 | 10.94 |
| CENTRE TOTAL | | 8435779.00 | 14878430.00 | 23314209.00 | 13.08 | 13985500.00 | 16025600.00 | 30011100.00 | 12.38 | 30260000.00 | 16825300.00 | 47085300.00 | 14.55 |
| GRAND TOTAL | | 15879423.00 | 94254061.00 | 110133484.00 | 11.66 | 23545909.00 | 107343728.00 | 130889637.00 | 11.32 | 41278339.00 | 114492132.00 | 155770471.00 | 11.83 |

.NICNET..

STATEMENT NO. (14): PLAN & NON-PLAN BUDGETED EXPENDITURE ON UNIVERSITY & OTHER HIGHER EDUCATION (Sub-head wise)

ACCOUNT: REVENUE ACCOUNT
PROGRAM: DIRECTION & ADMINISTRATION

(RUPEES IN THOUSANDS)

| SL. NO. | STATE/UNION TERRITORY | 2005-06 (ACTUALS) | | | | 2006-07 (R.E.) | | | | 2007-08 (B.E.) | | | |
|---------------------|-----------------------|-------------------|-----------|-----------|----------------------------------|----------------|------------|------------|----------------------------------|----------------|------------|------------|----------------------------------|
| | | PLAN | NON-PLAN | TOTAL | % AGE TO TOTAL EXP. ON UNV. EDN. | PLAN | NON-PLAN | TOTAL | % AGE TO TOTAL EXP. ON UNV. EDN. | PLAN | NON-PLAN | TOTAL | % AGE TO TOTAL EXP. ON UNV. EDN. |
| 1 | ANDHRA PRADESH | 10085.00 | 91088.00 | 101173.00 | 1.09 | 12512.00 | 176921.00 | 189433.00 | 1.63 | 44660.00 | 219105.00 | 263765.00 | 2.01 |
| 2 | ARUNACHAL PRADESH | 5070.00 | 49858.00 | 54928.00 | 27.47 | 7765.00 | 55187.00 | 62952.00 | 28.70 | 6967.00 | 59878.00 | 66845.00 | 29.84 |
| 3 | ASSAM | 26960.00 | 20625.00 | 47585.00 | 1.75 | 4875.00 | 871448.00 | 876323.00 | 24.73 | 450.00 | 845401.00 | 845851.00 | 21.00 |
| 4 | BIHAR | 0.00 | 7788.00 | 7788.00 | .10 | 1000.00 | 10052.00 | 11052.00 | .13 | 0.00 | 8826.00 | 8826.00 | .10 |
| 5 | CHHATTISGARH | 1422.00 | 11981.00 | 13403.00 | .87 | 8888.00 | 13863.00 | 22751.00 | 1.40 | 13304.00 | 17479.00 | 30783.00 | 1.80 |
| 6 | GOA | 2271.00 | 0.00 | 2271.00 | .51 | 6707.00 | 0.00 | 6707.00 | 1.43 | 4600.00 | 0.00 | 4600.00 | 1.19 |
| 7 | GUJARAT | 0.00 | 5301.00 | 5301.00 | .15 | 0.00 | 4980.00 | 4980.00 | .13 | 0.00 | 5515.00 | 5515.00 | .13 |
| 8 | HARYANA | 32105.00 | 62151.00 | 94256.00 | 4.46 | 38393.00 | 75132.00 | 113525.00 | 4.40 | 42000.00 | 131572.00 | 173572.00 | 4.96 |
| 9 | HIMACHAL PRADESH | ... | ... | ... | ... | ... | ... | ... | ... | ... | ... | ... | ... |
| 10 | JAMMU & KASHMIR | ... | ... | ... | ... | ... | ... | ... | ... | ... | ... | ... | ... |
| 11 | JHARKHAND | 0.00 | 3622.00 | 3622.00 | .18 | 1000.00 | 4176.00 | 5176.00 | .26 | 13400.00 | 4176.00 | 17576.00 | .88 |
| 12 | KARNATAKA | 5627.00 | 42219.00 | 47846.00 | .94 | 8030.00 | 46849.00 | 54879.00 | 1.05 | 8061.00 | 61411.00 | 69472.00 | 1.12 |
| 13 | KERALA | 0.00 | 45576.00 | 45576.00 | .88 | 0.00 | 64873.00 | 64873.00 | .95 | 0.00 | 70783.00 | 70783.00 | 1.01 |
| 14 | MADHYA PRADESH | 26985.00 | 38579.00 | 65564.00 | 1.75 | 19147.00 | 50481.00 | 69628.00 | 2.06 | 19474.00 | 55435.00 | 74909.00 | 1.97 |
| 15 | MAHARASHTRA | ... | ... | ... | ... | ... | ... | ... | ... | ... | ... | ... | ... |
| 16 | MANIPUR | 3503.00 | 28402.00 | 31905.00 | 2.91 | 5000.00 | 10440.00 | 15440.00 | 2.32 | 105300.00 | 11382.00 | 116682.00 | 16.80 |
| 17 | MEGHALAYA | 732.00 | 2694.00 | 3426.00 | .89 | 542.00 | 3985.00 | 4527.00 | 1.01 | 2200.00 | 4206.00 | 6406.00 | 1.16 |
| 18 | MIZORAM | 1650.00 | 7225.00 | 8875.00 | 3.68 | 1840.00 | 13186.00 | 15026.00 | 5.20 | 2040.00 | 8085.00 | 10125.00 | 3.63 |
| 19 | NAGALAND | 4248.00 | 12749.00 | 16997.00 | 7.80 | 10825.00 | 5920.00 | 16745.00 | 7.59 | 1460.00 | 8365.00 | 9825.00 | 5.47 |
| 20 | ORISSA | 19714.00 | 21321.00 | 41035.00 | 1.19 | 21431.00 | 23518.00 | 44949.00 | 1.06 | 22766.00 | 26066.00 | 48832.00 | 1.10 |
| 21 | PUNJAB | 0.00 | 400.00 | 400.00 | .02 | 0.00 | 400.00 | 400.00 | .02 | 0.00 | 400.00 | 400.00 | .02 |
| 22 | RAJASTHAN | 1064.00 | 32987.00 | 34051.00 | 1.18 | 1160.00 | 34306.00 | 35466.00 | 1.21 | 900.00 | 35692.00 | 36592.00 | 1.16 |
| 23 | SIKKIM | ... | ... | ... | ... | ... | ... | ... | ... | ... | ... | ... | ... |
| 24 | TAMIL NADU | 83.00 | 52474.00 | 52557.00 | .96 | 2364.00 | 56283.00 | 58647.00 | .88 | 0.00 | 75266.00 | 75266.00 | .94 |
| 25 | TRIPURA | 380.00 | 13897.00 | 14277.00 | 6.02 | 568.00 | 15250.00 | 15818.00 | 7.05 | 329.00 | 16620.00 | 16949.00 | 6.40 |
| 26 | UTTARAKHAND | 0.00 | 7074.00 | 7074.00 | .75 | 0.00 | 7777.00 | 7777.00 | .61 | 0.00 | 8250.00 | 8250.00 | .75 |
| 27 | UTTAR PRADESH | 0.00 | 51375.00 | 51375.00 | .84 | 0.00 | 41291.00 | 41291.00 | .54 | 0.00 | 47501.00 | 47501.00 | .61 |
| 28 | WEST BENGAL | 0.00 | 43103.00 | 43103.00 | .68 | 0.00 | 47209.00 | 47209.00 | .62 | 0.00 | 50155.00 | 50155.00 | .65 |
| TOTAL STATES | | 141899.00 | 652489.00 | 794388.00 | .93 | 152047.00 | 1633527.00 | 1785574.00 | 1.80 | 287911.00 | 1771569.00 | 2059480.00 | 1.93 |
| 29 | A. & N. ISLANDS | ... | ... | ... | ... | ... | ... | ... | ... | ... | ... | ... | ... |
| 30 | CHANDIGARH | ... | ... | ... | ... | ... | ... | ... | ... | ... | ... | ... | ... |
| 31 | DADRA & NAGAR HAVELI | ... | ... | ... | ... | ... | ... | ... | ... | ... | ... | ... | ... |
| 32 | DAMAN & DIU | 1562.00 | 10506.00 | 12068.00 | 100.00 | 4400.00 | 10900.00 | 15300.00 | 100.00 | 1900.00 | 11400.00 | 13300.00 | 100.00 |
| 33 | DELHI | ... | ... | ... | ... | ... | ... | ... | ... | ... | ... | ... | ... |
| 34 | LAKSHADWEEP | ... | ... | ... | ... | ... | ... | ... | ... | ... | ... | ... | ... |
| 35 | PUDUCHERRY | ... | ... | ... | ... | ... | ... | ... | ... | ... | ... | ... | ... |
| TOTAL U. T. | | 1562.00 | 10506.00 | 12068.00 | .88 | 4400.00 | 10900.00 | 15300.00 | .92 | 1900.00 | 11400.00 | 13300.00 | .63 |
| TOTAL (STATE & UTs) | | 143461.00 | 662995.00 | 806456.00 | .93 | 156447.00 | 1644427.00 | 1800874.00 | 1.79 | 289811.00 | 1782969.00 | 2072780.00 | 1.91 |

..NICNET..

STATEMENT NO. (14): PLAN & NON-PLAN BUDGETED EXPENDITURE ON UNIVERSITY & OTHER HIGHER EDUCATION (Sub-head wise)

ACCOUNT: REVENUE ACCOUNT
PROGRAM: ASSISTANCE TO UNIVERSITIES

(RUPEES IN THOUSANDS)

| SL. NO. | STATE/UNION TERRITORY | 2005-06 (ACTUALS) | | | | 2006-07 (R. E.) | | | | 2007-08 (B. E.) | | | |
|---------------------|-----------------------|-------------------|-------------|-------------|----------------------------------|-----------------|-------------|-------------|----------------------------------|-----------------|-------------|-------------|----------------------------------|
| | | PLAN | NON-PLAN | TOTAL | % AGE TO TOTAL EXP. ON UNV. EDN. | PLAN | NON-PLAN | TOTAL | % AGE TO TOTAL EXP. ON UNV. EDN. | PLAN | NON-PLAN | TOTAL | % AGE TO TOTAL EXP. ON UNV. EDN. |
| 1 | ANDHRA PRADESH | 15678.00 | 2330439.00 | 2346117.00 | 25.37 | 15678.00 | 3406755.00 | 3422433.00 | 29.38 | 15678.00 | 3558735.00 | 3574413.00 | 27.18 |
| 2 | ARUNACHAL PRADESH | 0.00 | 85900.00 | 85900.00 | 42.96 | 0.00 | 85900.00 | 85900.00 | 39.17 | 0.00 | 85900.00 | 85900.00 | 38.35 |
| 3 | ASSAM | 17257.00 | 761377.00 | 778634.00 | 28.62 | 0.00 | 370000.00 | 370000.00 | 10.44 | 91244.00 | 411700.00 | 502944.00 | 12.49 |
| 4 | BIHAR | 6575.00 | 7463093.00 | 7469668.00 | 97.63 | 577168.00 | 7627515.00 | 8204683.00 | 97.39 | 450000.00 | 8051556.00 | 8501556.00 | 97.63 |
| 5 | CHHATTISGARH | 573341.00 | 101727.00 | 675068.00 | 43.99 | 396350.00 | 120500.00 | 516850.00 | 31.74 | 199500.00 | 127500.00 | 327000.00 | 19.14 |
| 6 | GOA | 72023.00 | 42294.00 | 114317.00 | 25.48 | 51959.00 | 45000.00 | 96959.00 | 20.65 | 51900.00 | 47500.00 | 99400.00 | 25.64 |
| 7 | GUJARAT | 25390.00 | 919577.00 | 944967.00 | 26.32 | 25700.00 | 919855.00 | 945555.00 | 25.35 | 176500.00 | 882162.00 | 1058662.00 | 25.72 |
| 8 | HARYANA | 60000.00 | 412570.00 | 472570.00 | 22.36 | 247000.00 | 401330.00 | 648330.00 | 25.11 | 502000.00 | 429425.00 | 931425.00 | 26.63 |
| 9 | HIMACHAL PRADESH | 142000.00 | 101770.00 | 243770.00 | 33.52 | 15000.00 | 101770.00 | 116770.00 | 18.33 | 0.00 | 240000.00 | 240000.00 | 24.31 |
| 10 | JAMMU & KASHMIR | 0.00 | 0.00 | 0.00 | .00 | 0.00 | 629700.00 | 629700.00 | 49.79 | 0.00 | 670392.00 | 670392.00 | 45.09 |
| 11 | JHARKHAND | 97500.00 | 1750856.00 | 1848356.00 | 89.58 | 101500.00 | 1618041.00 | 1719541.00 | 87.99 | 96900.00 | 1618041.00 | 1714941.00 | 85.94 |
| 12 | KARNATAKA | 111575.00 | 1434001.00 | 1545576.00 | 30.37 | 95000.00 | 1516248.00 | 1611248.00 | 30.77 | 182800.00 | 1565810.00 | 1748610.00 | 28.14 |
| 13 | KERALA | 251250.00 | 1117332.00 | 1368582.00 | 26.35 | 237500.00 | 1255786.00 | 1493286.00 | 21.95 | 217500.00 | 1327212.00 | 1544712.00 | 22.05 |
| 14 | MADHYA PRADESH | 627452.00 | 538670.00 | 1166122.00 | 31.20 | 3270.00 | 466200.00 | 469470.00 | 13.89 | 28754.00 | 508625.00 | 537379.00 | 14.14 |
| 15 | MAHARASHTRA | 156606.00 | 1124311.00 | 1280917.00 | 11.71 | 559548.00 | 1155947.00 | 1715495.00 | 12.65 | 194200.00 | 1213995.00 | 1408195.00 | 11.18 |
| 16 | MANIPUR | 501100.00 | 0.00 | 501100.00 | 45.64 | 111900.00 | 0.00 | 111900.00 | 16.85 | 0.00 | 0.00 | 0.00 | .00 |
| 17 | MEGHALAYA | 310.00 | 0.00 | 310.00 | .08 | 600.00 | 12.00 | 612.00 | .14 | 1000.00 | 12.00 | 1012.00 | .18 |
| 18 | MIZORAM | ... | ... | ... | ... | ... | ... | ... | ... | ... | ... | ... | ... |
| 19 | NAGALAND | ... | ... | ... | ... | ... | ... | ... | ... | ... | ... | ... | ... |
| 20 | ORISSA | 20223.00 | 465836.00 | 486059.00 | 14.11 | 27701.00 | 849872.00 | 877573.00 | 20.75 | 50001.00 | 961293.00 | 1011294.00 | 22.86 |
| 21 | PUNJAB | 900.00 | 698211.00 | 699111.00 | 31.00 | 120224.00 | 0.00 | 120224.00 | 6.60 | 182000.00 | 586742.00 | 768742.00 | 30.94 |
| 22 | RAJASTHAN | 115971.00 | 889490.00 | 1005461.00 | 34.85 | 81280.00 | 868201.00 | 949481.00 | 32.34 | 52605.00 | 886701.00 | 939306.00 | 29.88 |
| 23 | SIKKIM | ... | ... | ... | ... | ... | ... | ... | ... | ... | ... | ... | ... |
| 24 | TAMIL NADU | 8352.00 | 852003.00 | 860355.00 | 15.75 | 10153.00 | 701961.00 | 712114.00 | 10.66 | 11653.00 | 593526.00 | 605179.00 | 7.59 |
| 25 | TRIPURA | 600.00 | 62300.00 | 62900.00 | 26.51 | 221.00 | 0.00 | 221.00 | .10 | 0.00 | 0.00 | 0.00 | .00 |
| 26 | UTTARAKHAND | 221373.00 | 212356.00 | 433729.00 | 46.00 | 583755.00 | 178630.00 | 762385.00 | 59.88 | 443732.00 | 178630.00 | 622362.00 | 56.79 |
| 27 | UTTAR PRADESH | 162217.00 | 627602.00 | 789819.00 | 12.92 | 820016.00 | 531652.00 | 1351668.00 | 17.64 | 864497.00 | 606088.00 | 1470585.00 | 18.74 |
| 28 | WEST BENGAL | 41698.00 | 2455488.00 | 2497186.00 | 39.33 | 58830.00 | 2637213.00 | 2696043.00 | 35.32 | 52500.00 | 2786466.00 | 2838966.00 | 36.94 |
| TOTAL STATES | | 3229391.00 | 24447203.00 | 27676594.00 | 32.39 | 4140353.00 | 25488088.00 | 29628441.00 | 29.86 | 3864964.00 | 27338011.00 | 31202975.00 | 29.28 |
| 29 | A. & N. ISLANDS | ... | ... | ... | ... | ... | ... | ... | ... | ... | ... | ... | ... |
| 30 | CHANDIGARH | 0.00 | 319453.00 | 319453.00 | 49.12 | 0.00 | 320000.00 | 320000.00 | 46.14 | 0.00 | 320000.00 | 320000.00 | 44.41 |
| 31 | DADRA & NAGAR HAVELI | ... | ... | ... | ... | ... | ... | ... | ... | ... | ... | ... | ... |
| 32 | DAMAN & DIU | ... | ... | ... | ... | ... | ... | ... | ... | ... | ... | ... | ... |
| 33 | DELHI | ... | ... | ... | ... | ... | ... | ... | ... | ... | ... | ... | ... |
| 34 | LAKSHADWEEP | ... | ... | ... | ... | ... | ... | ... | ... | ... | ... | ... | ... |
| 35 | PUDUCHERRY | 0.00 | 0.00 | 0.00 | .00 | 548.00 | 0.00 | 548.00 | .14 | 272.00 | 0.00 | 272.00 | .06 |
| TOTAL U. T. | | 0.00 | 319453.00 | 319453.00 | 23.35 | 548.00 | 320000.00 | 320548.00 | 19.20 | 272.00 | 320000.00 | 320272.00 | 15.25 |
| TOTAL (STATE & UTs) | | 3229391.00 | 24766656.00 | 27996047.00 | 32.25 | 4140901.00 | 25808088.00 | 29948989.00 | 29.69 | 3865236.00 | 27658011.00 | 31523247.00 | 29.00 |

. . . NICNET . . .

STATEMENT NO. (14): PLAN & NON-PLAN BUDGETED EXPENDITURE ON UNIVERSITY & OTHER HIGHER EDUCATION (Sub-head wise)

ACCOUNT: REVENUE ACCOUNT
PROGRAM: GOVERNMENT COLLEGES

(RUPEES IN THOUSANDS)

| SL. NO. | STATE/UNION TERRITORY | 2005-06 (ACTUALS) | | | | 2006-07 (R.E.) | | | | 2007-08 (B.E.) | | | |
|---------------------|-----------------------|-------------------|-------------|-------------|----------------------------------|----------------|-------------|-------------|----------------------------------|----------------|-------------|-------------|----------------------------------|
| | | PLAN | NON-PLAN | TOTAL | % AGE TO TOTAL EXP. ON UNV. EDN. | PLAN | NON-PLAN | TOTAL | % AGE TO TOTAL EXP. ON UNV. EDN. | PLAN | NON-PLAN | TOTAL | % AGE TO TOTAL EXP. ON UNV. EDN. |
| 1 | ANDHRA PRADESH | 518053.00 | 3144812.00 | 3662865.00 | 39.61 | 323687.00 | 4022635.00 | 4346322.00 | 37.31 | 345172.00 | 4942449.00 | 5287621.00 | 40.21 |
| 2 | ARUNACHAL PRADESH | 29120.00 | 0.00 | 29120.00 | 14.56 | 34300.00 | 0.00 | 34300.00 | 15.64 | 36708.00 | 0.00 | 36708.00 | 16.39 |
| 3 | ASSAM | 10755.00 | 128394.00 | 139149.00 | 5.12 | 15150.00 | 155619.00 | 170769.00 | 4.82 | 6000.00 | 2583853.00 | 2589853.00 | 64.30 |
| 4 | BIHAR | 598.00 | 155419.00 | 156017.00 | 2.04 | 9401.00 | 166976.00 | 176377.00 | 2.09 | 5000.00 | 173092.00 | 178092.00 | 2.05 |
| 5 | CHHATTISGARH | 149662.00 | 575368.00 | 725030.00 | 47.24 | 315864.00 | 633665.00 | 949529.00 | 58.32 | 964475.00 | 233624.00 | 1198099.00 | 70.13 |
| 6 | COA | 39825.00 | 23910.00 | 63735.00 | 14.20 | 52030.00 | 33730.00 | 85760.00 | 18.26 | 44028.00 | 29450.00 | 73478.00 | 18.95 |
| 7 | GUJARAT | 17206.00 | 215849.00 | 233055.00 | 6.49 | 27462.00 | 220627.00 | 248089.00 | 6.65 | 27442.00 | 230590.00 | 258032.00 | 6.27 |
| 8 | HARYANA | 56892.00 | 519181.00 | 576073.00 | 27.26 | 77387.00 | 614098.00 | 691485.00 | 26.78 | 114800.00 | 897077.00 | 1011877.00 | 28.93 |
| 9 | HIMACHAL PRADESH | 20190.00 | 378716.00 | 398906.00 | 54.85 | 30600.00 | 398881.00 | 429481.00 | 67.41 | 0.00 | 650022.00 | 650022.00 | 65.85 |
| 10 | JAMMU & KASHMIR | 0.00 | 432476.00 | 432476.00 | 83.83 | 11400.00 | 539450.00 | 550850.00 | 43.55 | 48200.00 | 682250.00 | 730450.00 | 49.13 |
| 11 | JHARKHAND | 0.00 | 59960.00 | 59960.00 | 2.91 | 0.00 | 57042.00 | 57042.00 | 2.92 | 0.00 | 69185.00 | 69185.00 | 3.47 |
| 12 | KARNATAKA | 37509.00 | 874020.00 | 911529.00 | 17.91 | 151751.00 | 1012395.00 | 1164146.00 | 22.23 | 405971.00 | 1185099.00 | 1591070.00 | 25.60 |
| 13 | KERALA | 43596.00 | 691641.00 | 735237.00 | 14.15 | 23000.00 | 940619.00 | 963619.00 | 14.17 | 13500.00 | 957732.00 | 971232.00 | 13.86 |
| 14 | MADHYA PRADESH | 175728.00 | 2051487.00 | 2227215.00 | 59.58 | 160648.00 | 2394979.00 | 2555627.00 | 75.63 | 218946.00 | 2684601.00 | 2903547.00 | 76.40 |
| 15 | MAHARASHTRA | 10993.00 | 323975.00 | 334968.00 | 3.06 | 29231.00 | 346166.00 | 375397.00 | 2.77 | 62932.00 | 356307.00 | 419239.00 | 3.33 |
| 16 | MANIPUR | 16642.00 | 490182.00 | 506824.00 | 46.17 | 68795.00 | 408067.00 | 476862.00 | 71.80 | 45400.00 | 469781.00 | 515181.00 | 74.16 |
| 17 | MEGHALAYA | 12999.00 | 33446.00 | 46445.00 | 12.00 | 17910.00 | 48945.00 | 66855.00 | 14.97 | 42877.00 | 53663.00 | 96540.00 | 17.50 |
| 18 | MIZORAM | 23731.00 | 112352.00 | 136083.00 | 56.40 | 27793.00 | 124536.00 | 152329.00 | 52.73 | 27280.00 | 131715.00 | 158995.00 | 56.95 |
| 19 | NAGALAND | 43496.00 | 85640.00 | 129136.00 | 59.24 | 73925.00 | 96074.00 | 169999.00 | 77.02 | 3840.00 | 136988.00 | 140828.00 | 78.40 |
| 20 | ORISSA | 15756.00 | 1115951.00 | 1131707.00 | 32.86 | 10925.00 | 1172707.00 | 1183632.00 | 27.98 | 12001.00 | 1231313.00 | 1243314.00 | 28.10 |
| 21 | PUNJAB | 4200.00 | 635469.00 | 639669.00 | 28.36 | 16910.00 | 697021.00 | 713931.00 | 39.22 | 1000.00 | 763118.00 | 764118.00 | 30.75 |
| 22 | RAJASTHAN | 10041.00 | 1461881.00 | 1471922.00 | 51.01 | 32580.00 | 1530839.00 | 1563419.00 | 53.26 | 60410.00 | 1707099.00 | 1767509.00 | 56.22 |
| 23 | SIKKIM | 33395.00 | 14748.00 | 48143.00 | 100.00 | 38383.00 | 14820.00 | 53203.00 | 100.00 | 42535.00 | 15990.00 | 58525.00 | 100.00 |
| 24 | TAMIL NADU | 8538.00 | 1421496.00 | 1430034.00 | 26.18 | 2950.00 | 1736705.00 | 1739655.00 | 26.05 | 7028.00 | 2257870.00 | 2264898.00 | 28.41 |
| 25 | TRIPURA | 308.00 | 153500.00 | 153808.00 | 64.82 | 732.00 | 199165.00 | 199897.00 | 89.09 | 20300.00 | 218760.00 | 239060.00 | 90.28 |
| 26 | UTTARAKHAND | 61922.00 | 242092.00 | 304014.00 | 32.25 | 60487.00 | 250865.00 | 311352.00 | 24.45 | 128502.00 | 296791.00 | 425293.00 | 38.81 |
| 27 | UTTAR PRADESH | 21200.00 | 535256.00 | 556456.00 | 9.11 | 101426.00 | 530063.00 | 631489.00 | 8.24 | 7700.00 | 771760.00 | 779460.00 | 9.30 |
| 28 | WEST BENGAL | 17953.00 | 465676.00 | 483629.00 | 7.62 | 49450.00 | 603528.00 | 652978.00 | 8.55 | 73500.00 | 564759.00 | 638259.00 | 8.33 |
| TOTAL STATES | | 1380308.00 | 16342897.00 | 17723205.00 | 20.74 | 1764177.00 | 18950217.00 | 20714394.00 | 20.88 | 2765547.00 | 24294938.00 | 27060485.00 | 25.39 |
| 29 | A. & N. ISLANDS | 35586.00 | 29579.00 | 65165.00 | 88.40 | 41295.00 | 30787.00 | 72082.00 | 87.29 | 46514.00 | 32993.00 | 79507.00 | 89.23 |
| 30 | CHANDIGARH | 3399.00 | 199518.00 | 202917.00 | 31.20 | 11159.00 | 222931.00 | 234090.00 | 33.75 | 27100.00 | 233499.00 | 260599.00 | 36.17 |
| 31 | DADRA & NAGAR HAVELI | 0.00 | 0.00 | 0.00 | .00 | 100.00 | 0.00 | 100.00 | 100.00 | 0.00 | 0.00 | 0.00 | .00 |
| 32 | DAMAN & DIU | ... | ... | ... | ... | ... | ... | ... | ... | ... | ... | ... | ... |
| 33 | DELHI | ... | ... | ... | ... | ... | ... | ... | ... | ... | ... | ... | ... |
| 34 | LAKSHADWEEP | 10256.00 | 0.00 | 10256.00 | 100.00 | 10500.00 | 0.00 | 10500.00 | 100.00 | 10500.00 | 20000.00 | 30500.00 | 100.00 |
| 35 | PUDUCHERRY | 95583.00 | 170675.00 | 266258.00 | 93.52 | 87364.00 | 183503.00 | 270867.00 | 70.74 | 77123.00 | 194380.00 | 271503.00 | 55.98 |
| TOTAL U.T. | | 144824.00 | 399772.00 | 544596.00 | 39.80 | 150418.00 | 437221.00 | 587639.00 | 35.19 | 161237.00 | 480872.00 | 642109.00 | 30.57 |
| TOTAL (STATE & UTs) | | 1525132.00 | 16742669.00 | 18267801.00 | 21.04 | 1914595.00 | 19387438.00 | 21302033.00 | 21.12 | 2926784.00 | 24775810.00 | 27702594.00 | 25.49 |

..NICNET..

STATEMENT NO. (14): PLAN & NON-PLAN BUDGETED EXPENDITURE ON UNIVERSITY & OTHER HIGHER EDUCATION (Sub-head wise)

ACCOUNT: REVENUE ACCOUNT
PROGRAM: ASSISTANCE TO NON-GOVT. COLLEGES

(RUPEES IN THOUSANDS)

| SL. NO. | STATE/UNION TERRITORY | 2005-06 (ACTUALS) | | | | 2006-07 (R.E.) | | | | 2007-08 (B.E.) | | | |
|---------|-----------------------|-------------------|-------------|-------------|----------------------------------|----------------|-------------|-------------|----------------------------------|----------------|-------------|-------------|----------------------------------|
| | | PLAN | NON-PLAN | TOTAL | % AGE TO TOTAL EXP. ON UNV. EDN. | PLAN | NON-PLAN | TOTAL | % AGE TO TOTAL EXP. ON UNV. EDN. | PLAN | NON-PLAN | TOTAL | % AGE TO TOTAL EXP. ON UNV. EDN. |
| 1 | ANDHRA PRADESH | 7194.00 | 3050578.00 | 3057772.00 | 33.06 | 7251.00 | 3574311.00 | 3581562.00 | 30.74 | 7251.00 | 3835837.00 | 3843088.00 | 29.23 |
| 2 | ARUNACHAL PRADESH | 0.00 | 0.00 | 0.00 | .00 | 500.00 | 0.00 | 500.00 | .23 | 0.00 | 0.00 | 0.00 | .00 |
| 3 | ASSAM | 51539.00 | 1699148.00 | 1750687.00 | 64.36 | 77410.00 | 2028002.00 | 2105412.00 | 59.42 | 37456.00 | 25102.00 | 62558.00 | 1.55 |
| 4 | BIHAR | ... | ... | ... | ... | ... | ... | ... | ... | ... | ... | ... | ... |
| 5 | CHHATTISGARH | 16741.00 | 99436.00 | 116177.00 | 7.57 | 17980.00 | 113000.00 | 130980.00 | 8.04 | 19737.00 | 124595.00 | 144332.00 | 8.45 |
| 6 | GOA | 21779.00 | 179836.00 | 201615.00 | 44.93 | 9020.00 | 223200.00 | 232220.00 | 49.45 | 4000.00 | 205000.00 | 209000.00 | 53.91 |
| 7 | GUJARAT | 7584.00 | 2360000.00 | 2367584.00 | 65.96 | 7620.00 | 2480000.00 | 2487620.00 | 66.70 | 9000.00 | 2626570.00 | 2635570.00 | 64.04 |
| 8 | HARYANA | 0.00 | 905720.00 | 905720.00 | 42.85 | 0.00 | 1021000.00 | 1021000.00 | 39.54 | 0.00 | 1082300.00 | 1082300.00 | 30.94 |
| 9 | HIMACHAL PRADESH | 0.00 | 55775.00 | 55775.00 | 7.67 | 0.00 | 60000.00 | 60000.00 | 9.42 | 0.00 | 56048.00 | 56048.00 | 5.68 |
| 10 | JAMMU & KASHMIR | 0.00 | 82420.00 | 82420.00 | 15.98 | 0.00 | 83020.00 | 83020.00 | 6.56 | 0.00 | 84795.00 | 84795.00 | 5.70 |
| 11 | JHARKHAND | ... | ... | ... | ... | ... | ... | ... | ... | ... | ... | ... | ... |
| 12 | KARNATAKA | 5999.00 | 2543427.00 | 2549426.00 | 50.10 | 7000.00 | 2333776.00 | 2340776.00 | 44.70 | 7000.00 | 2730315.00 | 2737315.00 | 44.05 |
| 13 | KERALA | 0.00 | 2945530.00 | 2945530.00 | 56.71 | 0.00 | 4113734.00 | 4113734.00 | 60.47 | 0.00 | 4214087.00 | 4214087.00 | 60.14 |
| 14 | MADHYA PRADESH | 15600.00 | 254057.00 | 269657.00 | 7.21 | 10275.00 | 268996.00 | 279271.00 | 8.27 | 10275.00 | 269365.00 | 279640.00 | 7.36 |
| 15 | MAHARASHTRA | 70235.00 | 9248569.00 | 9318804.00 | 85.18 | 90269.00 | 11366620.00 | 11456889.00 | 84.50 | 108314.00 | 10646500.00 | 10754814.00 | 85.41 |
| 16 | MANIPUR | 21995.00 | 20538.00 | 42533.00 | 3.87 | 11200.00 | 29980.00 | 41180.00 | 6.20 | 12000.00 | 31479.00 | 43479.00 | 6.26 |
| 17 | MEGHALAYA | 12943.00 | 196396.00 | 209339.00 | 54.08 | 21716.00 | 201421.00 | 223137.00 | 49.97 | 45978.00 | 234890.00 | 280868.00 | 50.91 |
| 18 | MIZORAM | 92610.00 | 0.00 | 92610.00 | 38.38 | 117188.00 | 0.00 | 117188.00 | 40.56 | 105795.00 | 0.00 | 105795.00 | 37.89 |
| 19 | NAGALAND | 21500.00 | 31413.00 | 52913.00 | 24.27 | 8500.00 | 6500.00 | 15000.00 | 6.80 | 10000.00 | 0.00 | 10000.00 | 5.57 |
| 20 | ORISSA | 801858.00 | 715036.00 | 1516894.00 | 44.05 | 1061971.00 | 701019.00 | 1762990.00 | 41.68 | 676002.00 | 822846.00 | 1498848.00 | 33.88 |
| 21 | PUNJAB | 0.00 | 910059.00 | 910059.00 | 40.35 | 0.00 | 817700.00 | 817700.00 | 44.92 | 0.00 | 802857.00 | 802857.00 | 32.31 |
| 22 | RAJASTHAN | 0.00 | 284022.00 | 284022.00 | 9.84 | 0.00 | 283800.00 | 283800.00 | 9.67 | 7725.00 | 283800.00 | 291525.00 | 9.27 |
| 23 | SIKKIM | ... | ... | ... | ... | ... | ... | ... | ... | ... | ... | ... | ... |
| 24 | TAMIL NADU | 0.00 | 3058512.00 | 3058512.00 | 56.00 | 0.00 | 4018955.00 | 4018955.00 | 60.18 | 0.00 | 4876604.00 | 4876604.00 | 61.18 |
| 25 | TRIPURA | ... | ... | ... | ... | ... | ... | ... | ... | ... | ... | ... | ... |
| 26 | UTTARAKHAND | 37991.00 | 151802.00 | 189793.00 | 20.13 | 32076.00 | 149722.00 | 181798.00 | 14.28 | 22501.00 | 3150.00 | 25651.00 | 2.34 |
| 27 | UTTAR PRADESH | 270215.00 | 4420912.00 | 4691127.00 | 76.76 | 174310.00 | 4664186.00 | 4838496.00 | 63.16 | 177871.00 | 5357719.00 | 5535590.00 | 70.53 |
| 28 | WEST BENGAL | 10244.00 | 3214936.00 | 3225180.00 | 50.80 | 32300.00 | 4113139.00 | 4145439.00 | 54.31 | 35000.00 | 4007179.00 | 4042179.00 | 52.59 |
| | TOTAL STATES | 1466027.00 | 36428122.00 | 37894149.00 | 44.35 | 1686586.00 | 42652081.00 | 44338667.00 | 44.69 | 1295905.00 | 42321038.00 | 43616943.00 | 40.92 |
| 29 | A. & N. ISLANDS | ... | ... | ... | ... | ... | ... | ... | ... | ... | ... | ... | ... |
| 30 | CHANDIGARH | 2534.00 | 123745.00 | 126279.00 | 19.42 | 2600.00 | 135000.00 | 137600.00 | 19.84 | 3000.00 | 135000.00 | 138000.00 | 19.15 |
| 31 | DADRA & NAGAR HAVELI | ... | ... | ... | ... | ... | ... | ... | ... | ... | ... | ... | ... |
| 32 | DAMAN & DIU | ... | ... | ... | ... | ... | ... | ... | ... | ... | ... | ... | ... |
| 33 | DELHI | 13007.00 | 284299.00 | 297306.00 | 88.17 | 102200.00 | 320000.00 | 422200.00 | 87.09 | 167500.00 | 364800.00 | 532300.00 | 69.83 |
| 34 | LAKSHADWEEP | ... | ... | ... | ... | ... | ... | ... | ... | ... | ... | ... | ... |
| 35 | PUDUCHERRY | ... | ... | ... | ... | ... | ... | ... | ... | ... | ... | ... | ... |
| | TOTAL U.T. | 15541.00 | 408044.00 | 423585.00 | 30.96 | 104800.00 | 455000.00 | 559800.00 | 33.53 | 170500.00 | 499800.00 | 670300.00 | 31.91 |
| | TOTAL (STATE & UTs) | 1481568.00 | 36836166.00 | 38317734.00 | 44.14 | 1791386.00 | 43107081.00 | 44898467.00 | 44.51 | 1466405.00 | 42820838.00 | 44287243.00 | 40.75 |

..NICNET..

STATEMENT NO. (14): PLAN & NON-PLAN BUDGETED EXPENDITURE ON UNIVERSITY & OTHER HIGHER EDUCATION (Sub-head wise)

ACCOUNT: REVENUE ACCOUNT
PROGRAM: SCHOLARSHIPS

(RUPEES IN THOUSANDS)

| SL. NO. | STATE/UNION TERRITORY | 2005-06 (ACTUALS) | | | | 2006-07 (R.E.) | | | | 2007-08 (B.E.) | | | |
|---------------------|-----------------------|-------------------|----------|-----------|----------------------------------|----------------|-----------|-----------|----------------------------------|----------------|-----------|-----------|----------------------------------|
| | | PLAN | NON-PLAN | TOTAL | % AGE TO TOTAL EXP. ON UNV. EDN. | PLAN | NON-PLAN | TOTAL | % AGE TO TOTAL EXP. ON UNV. EDN. | PLAN | NON-PLAN | TOTAL | % AGE TO TOTAL EXP. ON UNV. EDN. |
| 1 | ANDHRA PRADESH | 61029.00 | 0.00 | 61029.00 | .66 | 59700.00 | 0.00 | 59700.00 | .51 | 30200.00 | 30000.00 | 60200.00 | .46 |
| 2 | ARUNACHAL PRADESH | 28024.00 | 0.00 | 28024.00 | 14.02 | 34500.00 | 0.00 | 34500.00 | 15.73 | 33300.00 | 0.00 | 33300.00 | 14.87 |
| 3 | ASSAM | 57.00 | 910.00 | 967.00 | .04 | 300.00 | 5893.00 | 6193.00 | .17 | 300.00 | 5893.00 | 6193.00 | .15 |
| 4 | BIHAR | ... | ... | ... | ... | ... | ... | ... | ... | ... | ... | ... | ... |
| 5 | CHHATTISGARH | 2198.00 | 289.00 | 2487.00 | .16 | 5025.00 | 550.00 | 5575.00 | .34 | 5025.00 | 550.00 | 5575.00 | .33 |
| 6 | GOA | ... | ... | ... | ... | ... | ... | ... | ... | ... | ... | ... | ... |
| 7 | GUJARAT | ... | ... | ... | ... | ... | ... | ... | ... | ... | ... | ... | ... |
| 8 | HARYANA | 10885.00 | 1784.00 | 12669.00 | .60 | 12600.00 | 2202.00 | 14802.00 | .57 | 163500.00 | 2027.00 | 165527.00 | 4.73 |
| 9 | HIMACHAL PRADESH | ... | ... | ... | ... | ... | ... | ... | ... | ... | ... | ... | ... |
| 10 | JAMMU & KASHMIR | 0.00 | 970.00 | 970.00 | .19 | 0.00 | 1212.00 | 1212.00 | .10 | 0.00 | 1212.00 | 1212.00 | .08 |
| 11 | JHARKHAND | ... | ... | ... | ... | ... | ... | ... | ... | ... | ... | ... | ... |
| 12 | KARNATAKA | 8000.00 | 2886.00 | 10886.00 | .21 | 20500.00 | 3056.00 | 23556.00 | .45 | 18000.00 | 3158.00 | 21158.00 | .34 |
| 13 | KERALA | 0.00 | 16652.00 | 16652.00 | .32 | 0.00 | 15324.00 | 15324.00 | .23 | 56000.00 | 18191.00 | 74191.00 | 1.06 |
| 14 | MADHYA PRADESH | 54.00 | 1781.00 | 1835.00 | .05 | 0.00 | 1845.00 | 1845.00 | .05 | 0.00 | 1895.00 | 1895.00 | .05 |
| 15 | MAHARASHTRA | 0.00 | 4871.00 | 4871.00 | .04 | 0.00 | 11175.00 | 11175.00 | .08 | 0.00 | 10358.00 | 10358.00 | .08 |
| 16 | MANIPUR | 0.00 | 1242.00 | 1242.00 | .11 | 220.00 | 2002.00 | 2222.00 | .33 | 300.00 | 2002.00 | 2302.00 | .33 |
| 17 | MEGHALAYA | 125926.00 | 1453.00 | 127379.00 | 32.91 | 2220.00 | 16841.00 | 19061.00 | 4.27 | 3420.00 | 17166.00 | 20586.00 | 3.73 |
| 18 | MIZORAM | 600.00 | 3110.00 | 3710.00 | 1.54 | 1200.00 | 3160.00 | 4360.00 | 1.51 | 1200.00 | 3070.00 | 4270.00 | 1.53 |
| 19 | NAGALAND | 0.00 | 18945.00 | 18945.00 | 8.69 | 0.00 | 18972.00 | 18972.00 | 8.60 | 0.00 | 18972.00 | 18972.00 | 10.56 |
| 20 | ORISSA | 0.00 | 4933.00 | 4933.00 | .14 | 0.00 | 6400.00 | 6400.00 | .15 | 0.00 | 6400.00 | 6400.00 | .14 |
| 21 | PUNJAB | 0.00 | 5922.00 | 5922.00 | .26 | 0.00 | 3289.00 | 3289.00 | .18 | 0.00 | 3289.00 | 3289.00 | .13 |
| 22 | RAJASTHAN | 0.00 | 3200.00 | 3200.00 | .11 | 0.00 | 2850.00 | 2850.00 | .10 | 0.00 | 2850.00 | 2850.00 | .09 |
| 23 | SIKKIM | ... | ... | ... | ... | ... | ... | ... | ... | ... | ... | ... | ... |
| 24 | TAMIL NADU | 39479.00 | 17594.00 | 57073.00 | 1.05 | 104636.00 | 17187.00 | 121823.00 | 1.82 | 102500.00 | 19203.00 | 121703.00 | 1.53 |
| 25 | TRIPURA | 6111.00 | 0.00 | 6111.00 | 2.58 | 8284.00 | 0.00 | 8284.00 | 3.69 | 8668.00 | 0.00 | 8668.00 | 3.27 |
| 26 | UTTARAKHAND | 700.00 | 8.00 | 708.00 | .08 | 620.00 | 4.00 | 624.00 | .05 | 2000.00 | 50.00 | 2050.00 | .19 |
| 27 | UTTAR PRADESH | 6300.00 | 0.00 | 6300.00 | .10 | 1000.00 | 5.00 | 1005.00 | .01 | 6300.00 | 0.00 | 6300.00 | .08 |
| 28 | WEST BENGAL | 0.00 | 4238.00 | 4238.00 | .07 | 0.00 | 4450.00 | 4450.00 | .06 | 0.00 | 4673.00 | 4673.00 | .06 |
| TOTAL STATES | | 289363.00 | 90788.00 | 380151.00 | .44 | 250805.00 | 116417.00 | 367222.00 | .37 | 430713.00 | 150959.00 | 581672.00 | .55 |
| 29 | A. & N. ISLANDS | 596.00 | 7953.00 | 8549.00 | 11.60 | 1500.00 | 9000.00 | 10500.00 | 12.71 | 600.00 | 9000.00 | 9600.00 | 10.77 |
| 30 | CHANDIGARH | ... | ... | ... | ... | ... | ... | ... | ... | ... | ... | ... | ... |
| 31 | DADRA & NAGAR HAVELI | ... | ... | ... | ... | ... | ... | ... | ... | ... | ... | ... | ... |
| 32 | DAMAN & DIU | ... | ... | ... | ... | ... | ... | ... | ... | ... | ... | ... | ... |
| 33 | DELHI | ... | ... | ... | ... | ... | ... | ... | ... | ... | ... | ... | ... |
| 34 | LAKSHADWEEP | ... | ... | ... | ... | ... | ... | ... | ... | ... | ... | ... | ... |
| 35 | PUDUCHERRY | 18385.00 | 69.00 | 18454.00 | 6.48 | 85284.00 | 100.00 | 85384.00 | 22.30 | 151592.00 | 100.00 | 151692.00 | 31.28 |
| TOTAL U.T. | | 18981.00 | 8022.00 | 27003.00 | 1.97 | 86784.00 | 9100.00 | 95884.00 | 5.74 | 152192.00 | 9100.00 | 161292.00 | 7.68 |
| TOTAL (STATE & UTs) | | 308344.00 | 98810.00 | 407154.00 | .47 | 337589.00 | 125517.00 | 463106.00 | .46 | 582905.00 | 160059.00 | 742964.00 | .68 |

. . . NICNET . . .

STATEMENT NO. (14): PLAN & NON-PLAN BUDGETED EXPENDITURE ON UNIVERSITY & OTHER HIGHER EDUCATION (Sub-head wise)

ACCOUNT: REVENUE ACCOUNT
PROGRAM: OTHER EXPENDITURE

(RUPEES IN THOUSANDS)

| SL. NO. | STATE/UNION TERRITORY | 2005-06 (ACTUALS) | | | | 2006-07 (R.E.) | | | | 2007-08 (B.E.) | | | |
|---------|-----------------------|-------------------|-----------|------------|----------------------------------|----------------|------------|------------|----------------------------------|----------------|-----------|------------|----------------------------------|
| | | PLAN | NON-PLAN | TOTAL | % AGE TO TOTAL EXP. ON UNV. EDN. | PLAN | NON-PLAN | TOTAL | % AGE TO TOTAL EXP. ON UNV. EDN. | PLAN | NON-PLAN | TOTAL | % AGE TO TOTAL EXP. ON UNV. EDN. |
| 1 | ANDHRA PRADESH | 10099.00 | 9052.00 | 19151.00 | .21 | 33000.00 | 17560.00 | 50560.00 | .43 | 78808.00 | 41560.00 | 120368.00 | .92 |
| 2 | ARUNACHAL PRADESH | 1960.00 | 0.00 | 1960.00 | .98 | 1175.00 | 0.00 | 1175.00 | .54 | 1225.00 | 0.00 | 1225.00 | .55 |
| 3 | ASSAM | 1624.00 | 1592.00 | 3216.00 | .12 | 9315.00 | 5332.00 | 14647.00 | .41 | 14550.00 | 5958.00 | 20508.00 | .51 |
| 4 | BIHAR | 665.00 | 17006.00 | 17671.00 | .23 | 13000.00 | 19120.00 | 32120.00 | .38 | 0.00 | 19120.00 | 19120.00 | .22 |
| 5 | CHHATTISGARH | 2500.00 | 0.00 | 2500.00 | .16 | 2500.00 | 0.00 | 2500.00 | .15 | 2500.00 | 0.00 | 2500.00 | .15 |
| 6 | COA | 65975.00 | 803.00 | 66778.00 | 14.88 | 47016.00 | 900.00 | 47916.00 | 10.20 | 50.00 | 1185.00 | 1235.00 | .32 |
| 7 | GUJARAT | 28390.00 | 10388.00 | 38778.00 | 1.08 | 33000.00 | 10500.00 | 43500.00 | 1.17 | 147333.00 | 10360.00 | 157693.00 | 3.83 |
| 8 | HARYANA | 52296.00 | 0.00 | 52296.00 | 2.47 | 93200.00 | 0.00 | 93200.00 | 3.61 | 133200.00 | 0.00 | 133200.00 | 3.81 |
| 9 | HIMACHAL PRADESH | 21227.00 | 7523.00 | 28750.00 | 3.95 | 18389.00 | 12496.00 | 30885.00 | 4.85 | 12850.00 | 28152.00 | 41002.00 | 4.15 |
| 10 | JAMMU & KASHMIR | ... | ... | ... | ... | ... | ... | ... | ... | ... | ... | ... | ... |
| 11 | JHARKHAND | 151500.00 | 0.00 | 151500.00 | 7.34 | 172500.00 | 0.00 | 172500.00 | 8.83 | 193700.00 | 0.00 | 193700.00 | 9.71 |
| 12 | KARNATAKA | 7200.00 | 15891.00 | 23091.00 | .45 | 22700.00 | 19101.00 | 41801.00 | .80 | 23700.00 | 22944.00 | 46644.00 | .75 |
| 13 | KERALA | 41300.00 | 41447.00 | 82747.00 | 1.59 | 65500.00 | 86322.00 | 151822.00 | 2.23 | 85200.00 | 46415.00 | 131615.00 | 1.88 |
| 14 | MADHYA PRADESH | 0.00 | 7550.00 | 7550.00 | .20 | 0.00 | 3100.00 | 3100.00 | .09 | 0.00 | 3100.00 | 3100.00 | .08 |
| 15 | MAHARASHTRA | ... | ... | ... | ... | ... | ... | ... | ... | ... | ... | ... | ... |
| 16 | MANIPUR | 14235.00 | 0.00 | 14235.00 | 1.30 | 16585.00 | 0.00 | 16585.00 | 2.50 | 17000.00 | 0.00 | 17000.00 | 2.45 |
| 17 | MEGHALAYA | 90.00 | 110.00 | 200.00 | .05 | 132090.00 | 293.00 | 132383.00 | 29.64 | 146000.00 | 317.00 | 146317.00 | 26.52 |
| 18 | MIZORAM | ... | ... | ... | ... | ... | ... | ... | ... | ... | ... | ... | ... |
| 19 | NAGALAND | ... | ... | ... | ... | ... | ... | ... | ... | ... | ... | ... | ... |
| 20 | ORISSA | 262747.00 | 500.00 | 263247.00 | 7.64 | 353561.00 | 501.00 | 354062.00 | 8.37 | 615130.00 | 501.00 | 615631.00 | 13.91 |
| 21 | PUNJAB | 0.00 | 0.00 | 0.00 | .00 | 0.00 | 165000.00 | 165000.00 | 9.06 | 0.00 | 145482.00 | 145482.00 | 5.85 |
| 22 | RAJASTHAN | 7720.00 | 78915.00 | 86635.00 | 3.00 | 17940.00 | 82550.00 | 100490.00 | 3.42 | 13790.00 | 92118.00 | 105908.00 | 3.37 |
| 23 | SIKKIM | ... | ... | ... | ... | ... | ... | ... | ... | ... | ... | ... | ... |
| 24 | TAMIL NADU | 1174.00 | 1714.00 | 2888.00 | .05 | 27200.00 | 61.00 | 27261.00 | .41 | 26200.00 | 1062.00 | 27262.00 | .34 |
| 25 | TRIPURA | 50.00 | 141.00 | 191.00 | .08 | 60.00 | 85.00 | 145.00 | .06 | 25.00 | 100.00 | 125.00 | .05 |
| 26 | UTTARAKHAND | 0.00 | 7480.00 | 7480.00 | .79 | 0.00 | 9292.00 | 9292.00 | .73 | 3000.00 | 9355.00 | 12355.00 | 1.13 |
| 27 | UTTAR PRADESH | 0.00 | 16062.00 | 16062.00 | .26 | 14400.00 | 782419.00 | 796819.00 | 10.40 | 0.00 | 8970.00 | 8970.00 | .11 |
| 28 | WEST BENGAL | 45106.00 | 50471.00 | 95577.00 | 1.51 | 57660.00 | 29055.00 | 86715.00 | 1.14 | 81420.00 | 30556.00 | 111976.00 | 1.46 |
| | TOTAL STATES | 715858.00 | 266645.00 | 982503.00 | 1.15 | 1130791.00 | 1243687.00 | 2374478.00 | 2.39 | 1595681.00 | 467255.00 | 2062936.00 | 1.94 |
| 29 | A. & N. ISLANDS | ... | ... | ... | ... | ... | ... | ... | ... | ... | ... | ... | ... |
| 30 | CHANDIGARH | 0.00 | 1690.00 | 1690.00 | .26 | 0.00 | 1890.00 | 1890.00 | .27 | 0.00 | 1890.00 | 1890.00 | .26 |
| 31 | DADRA & NAGAR HAVELI | ... | ... | ... | ... | ... | ... | ... | ... | ... | ... | ... | ... |
| 32 | DAMAN & DIU | ... | ... | ... | ... | ... | ... | ... | ... | ... | ... | ... | ... |
| 33 | DELHI | 39890.00 | 0.00 | 39890.00 | 11.83 | 62600.00 | 0.00 | 62600.00 | 12.91 | 230000.00 | 0.00 | 230000.00 | 30.17 |
| 34 | LAKSHADWEEP | ... | ... | ... | ... | ... | ... | ... | ... | ... | ... | ... | ... |
| 35 | PUDUCHERRY | 0.00 | 0.00 | 0.00 | .00 | 26100.00 | 0.00 | 26100.00 | 6.82 | 61517.00 | 0.00 | 61517.00 | 12.68 |
| | TOTAL U. T. | 39890.00 | 1690.00 | 41580.00 | 3.04 | 88700.00 | 1890.00 | 90590.00 | 5.43 | 291517.00 | 1890.00 | 293407.00 | 13.97 |
| | TOTAL (STATE & UTs) | 755748.00 | 268335.00 | 1024083.00 | 1.18 | 1219491.00 | 1245577.00 | 2465068.00 | 2.44 | 1887198.00 | 469145.00 | 2356343.00 | 2.17 |

..NICNET..

STATEMENT NO. (15) : PLAN & NON-PLAN BUDGETED EXPENDITURE ON TECHNICAL EDUCATION

| SL. NO. | STATE/UNION TERRITORY | 2005-06 (ACTUALS) | | | | 2006-07 (R.E.) | | | | 2007-08 (B.E.) | | | |
|---------------------|-----------------------|-------------------|-------------|-------------|----------------------------------|----------------|-------------|-------------|----------------------------------|----------------|-------------|-------------|----------------------------------|
| | | PLAN | NON-PLAN | TOTAL | % AGE TO TOTAL EXP. ON EDUCATION | PLAN | NON-PLAN | TOTAL | % AGE TO TOTAL EXP. ON EDUCATION | PLAN | NON-PLAN | TOTAL | % AGE TO TOTAL EXP. ON EDUCATION |
| | | | | | | | | | | | | | |
| 1 | ANDHRA PRADESH | 559618.00 | 1046976.00 | 1606594.00 | 3.18 | 750000.00 | 1244402.00 | 1994402.00 | 3.39 | 819250.00 | 1419826.00 | 2239076.00 | 3.34 |
| 2 | ARUNACHAL PRADESH | | | | | | | | | | | | |
| 3 | ASSAM | 32010.00 | 201718.00 | 233728.00 | .96 | 13440.00 | 302786.00 | 316226.00 | .91 | 12720.00 | 324921.00 | 337641.00 | .98 |
| 4 | BIHAR | 166504.00 | 172855.00 | 339359.00 | .80 | 179240.00 | 240487.00 | 419727.00 | .84 | 295848.00 | 225702.00 | 521550.00 | 1.07 |
| 5 | CHHATTISGARH | 21358.00 | 222126.00 | 243484.00 | 2.05 | 72410.00 | 248174.00 | 320584.00 | 1.99 | 102597.00 | 268820.00 | 371417.00 | 2.09 |
| 6 | COA | 102763.00 | 91944.00 | 194707.00 | 6.62 | 127607.00 | 107695.00 | 235302.00 | 6.47 | 135616.00 | 122655.00 | 258271.00 | 7.60 |
| 7 | GUJARAT | 296525.00 | 904475.00 | 1201000.00 | 2.96 | 525738.00 | 1007362.00 | 1533100.00 | 3.54 | 1041869.00 | 989131.00 | 2031000.00 | 4.41 |
| 8 | HARYANA | 486293.00 | 245976.00 | 732269.00 | 3.97 | 678000.00 | 280305.00 | 958305.00 | 4.54 | 1030000.00 | 419058.00 | 1449058.00 | 5.77 |
| 9 | HIMACHAL PRADESH | 65322.00 | 31189.00 | 96511.00 | .84 | 81200.00 | 39956.00 | 121156.00 | .97 | 88580.00 | 38944.00 | 127524.00 | .87 |
| 10 | JAMMU & KASHMIR | 0.00 | 255164.00 | 255164.00 | 3.71 | 0.00 | 271510.00 | 271510.00 | 2.35 | 30000.00 | 257710.00 | 287710.00 | 2.33 |
| 11 | JHARKHAND | 745771.00 | 146816.00 | 892587.00 | 5.71 | 897800.00 | 181190.00 | 1078990.00 | 5.46 | 653700.00 | 612346.00 | 1266046.00 | 6.29 |
| 12 | KARNATAKA | 987459.00 | 705017.00 | 1692476.00 | 3.57 | 1075380.00 | 785548.00 | 1860928.00 | 3.27 | 1012571.00 | 920047.00 | 1932618.00 | 2.87 |
| 13 | KERALA | 433619.00 | 1274914.00 | 1708533.00 | 5.07 | 404463.00 | 1750798.00 | 2155261.00 | 4.50 | 293100.00 | 1777396.00 | 2070496.00 | 3.42 |
| 14 | MADHYA PRADESH | 204757.00 | 509271.00 | 714028.00 | 2.53 | 414205.00 | 575022.00 | 989227.00 | 2.88 | 574732.00 | 698289.00 | 1273021.00 | 3.22 |
| 15 | MAHARASHTRA | 947062.00 | 3599622.00 | 4546684.00 | 4.30 | 912270.00 | 3849403.00 | 4761673.00 | 3.87 | 473428.00 | 3867434.00 | 4340862.00 | 3.59 |
| 16 | MANIPUR | 8837.00 | 30590.00 | 39427.00 | 1.02 | 5800.00 | 22182.00 | 27982.00 | .84 | 5000.00 | 23275.00 | 28275.00 | .83 |
| 17 | MEGHALAYA | 131573.00 | 14069.00 | 145642.00 | 5.14 | 30000.00 | 14600.00 | 44600.00 | 1.46 | 88500.00 | 15800.00 | 104300.00 | 2.81 |
| 18 | MIZORAM | 76449.00 | 6849.00 | 83298.00 | 3.40 | 58400.00 | 8770.00 | 67170.00 | 2.59 | 34600.00 | 10415.00 | 45015.00 | 1.67 |
| 19 | NAGALAND | 149060.00 | 13762.00 | 162822.00 | 5.79 | 56009.00 | 17916.00 | 73925.00 | 2.50 | 34182.00 | 32050.00 | 66232.00 | 2.17 |
| 20 | ORISSA | 70158.00 | 192639.00 | 262797.00 | 1.15 | 33340.00 | 208484.00 | 241824.00 | .97 | 180180.00 | 254521.00 | 434701.00 | 1.59 |
| 21 | PUNJAB | 23479.00 | 313275.00 | 336754.00 | 1.51 | 19495.00 | 361694.00 | 381189.00 | 1.54 | 0.00 | 468276.00 | 468276.00 | 1.70 |
| 22 | RAJASTHAN | 45112.00 | 360553.00 | 405665.00 | .88 | 45002.00 | 371006.00 | 416008.00 | .87 | 68006.00 | 404367.00 | 472373.00 | .91 |
| 23 | SIKKIM | 24126.00 | 0.00 | 24126.00 | 1.32 | 30490.00 | 0.00 | 30490.00 | 1.61 | 35850.00 | 0.00 | 35850.00 | 1.77 |
| 24 | TAMIL NADU | 482055.00 | 1195215.00 | 1677270.00 | 3.42 | 494164.00 | 1498645.00 | 1992809.00 | 2.96 | 215028.00 | 1806218.00 | 2021246.00 | 2.50 |
| 25 | TRIPURA | 3737.00 | 34483.00 | 38220.00 | .89 | 3172.00 | 16990.00 | 20162.00 | .42 | 3538.00 | 38385.00 | 41923.00 | .75 |
| 26 | UTTARAKHAND | 265043.00 | 233829.00 | 498872.00 | 4.36 | 336054.00 | 227382.00 | 563436.00 | 4.43 | 343280.00 | 276596.00 | 619876.00 | 4.21 |
| 27 | UTTAR PRADESH | 70171.00 | 675658.00 | 745829.00 | .93 | 751788.00 | 703938.00 | 1455726.00 | 1.51 | 946025.00 | 856190.00 | 1802215.00 | 1.81 |
| 28 | WEST BENGAL | 783681.00 | 606565.00 | 1390246.00 | 2.57 | 1510420.00 | 708671.00 | 2219091.00 | 3.58 | 1006050.00 | 750566.00 | 1756616.00 | 2.79 |
| TOTAL STATES | | 7182542.00 | 13085550.00 | 20268092.00 | 2.72 | 9505887.00 | 15044916.00 | 24550803.00 | 2.76 | 9524250.00 | 16878938.00 | 26403188.00 | 2.74 |
| 29 | A. & N. ISLANDS | 53542.00 | 10845.00 | 64387.00 | 5.86 | 51700.00 | 11600.00 | 63300.00 | 5.02 | 41400.00 | 12400.00 | 53800.00 | 4.15 |
| 30 | CHANDIGARH | 39973.00 | 164027.00 | 204000.00 | 11.86 | 56700.00 | 169700.00 | 226400.00 | 12.16 | 44900.00 | 187000.00 | 231900.00 | 11.76 |
| 31 | DADRA & NAGAR HAVELI | 10492.00 | 0.00 | 10492.00 | 4.78 | 12500.00 | 0.00 | 12500.00 | 5.36 | 12600.00 | 0.00 | 12600.00 | 5.11 |
| 32 | DAMAN & DIU | 14956.00 | 3281.00 | 18237.00 | 9.78 | 18800.00 | 3900.00 | 22700.00 | 11.06 | 15700.00 | 4300.00 | 20000.00 | 9.77 |
| 33 | DELHI | 232920.00 | 361602.00 | 594522.00 | 3.86 | 381100.00 | 414639.00 | 795739.00 | 4.48 | 1034000.00 | 466400.00 | 1500400.00 | 6.89 |
| 34 | LAKSHADWEEP | | | | | | | | | | | | |
| 35 | PUDUCHERRY | 157182.00 | 15583.00 | 172765.00 | 9.43 | 150279.00 | 17200.00 | 167479.00 | 7.96 | 153254.00 | 18150.00 | 171404.00 | 7.72 |
| TOTAL U.T. | | 509065.00 | 555338.00 | 1064403.00 | 5.17 | 671079.00 | 617039.00 | 1288118.00 | 5.46 | 1301854.00 | 688250.00 | 1990104.00 | 7.14 |
| TOTAL (STATE & UTs) | | 7691607.00 | 13640888.00 | 21332495.00 | 2.78 | 10176966.00 | 15661955.00 | 25838921.00 | 2.83 | 10826104.00 | 17567188.00 | 28393292.00 | 2.86 |
| CENTRE TOTAL | | 7003155.00 | 8234256.00 | 15237411.00 | 8.55 | 9122100.00 | 8952000.00 | 18074100.00 | 7.45 | 32400000.00 | 9410300.00 | 41810300.00 | 12.92 |
| GRAND TOTAL | | 14694762.00 | 21875144.00 | 36569906.00 | 3.87 | 19299066.00 | 24613955.00 | 43913021.00 | 3.80 | 43226104.00 | 26977488.00 | 70203592.00 | 5.33 |

NICNET..

STATEMENT NO. (16): PLAN & NON-PLAN BUDGETED EXPENDITURE ON TECHNICAL EDUCATION (Sub-head wise)

ACCOUNT: REVENUE ACCOUNT
PROGRAM: DIRECTION & ADMINISTRATION

(RUPEES IN THOUSANDS)

| SL. NO. | STATE/UNION TERRITORY | 2005-06 (ACTUALS) | | | | 2006-07 (R.E.) | | | | 2007-08 (B.E.) | | | |
|---------------------|-----------------------|-------------------|-----------|------------|----------------------------------|----------------|-----------|------------|----------------------------------|----------------|-----------|------------|----------------------------------|
| | | PLAN | NON-PLAN | TOTAL | % AGE TO TOTAL EXP. ON TEC. EDN. | PLAN | NON-PLAN | TOTAL | % AGE TO TOTAL EXP. ON TEC. EDN. | PLAN | NON-PLAN | TOTAL | % AGE TO TOTAL EXP. ON TEC. EDN. |
| 1 | ANDHRA PRADESH | 1588.00 | 45683.00 | 47271.00 | 2.94 | 5050.00 | 44066.00 | 49116.00 | 2.46 | 4450.00 | 48642.00 | 53092.00 | 2.37 |
| 2 | ARUNACHAL PRADESH | ... | ... | ... | ... | ... | ... | ... | ... | ... | ... | ... | ... |
| 3 | ASSAM | 1013.00 | 16800.00 | 17813.00 | 7.62 | 990.00 | 12923.00 | 13913.00 | 4.40 | 1070.00 | 13948.00 | 15018.00 | 4.45 |
| 4 | BIHAR | 152926.00 | 11774.00 | 164700.00 | 48.53 | 148312.00 | 15186.00 | 163498.00 | 38.95 | 269230.00 | 15870.00 | 285100.00 | 54.66 |
| 5 | CHHATTISGARH | 0.00 | 8111.00 | 8111.00 | 3.33 | 0.00 | 8549.00 | 8549.00 | 2.67 | 0.00 | 9597.00 | 9597.00 | 2.58 |
| 6 | GOA | ... | ... | ... | ... | ... | ... | ... | ... | ... | ... | ... | ... |
| 7 | GUJARAT | 25550.00 | 36603.00 | 62153.00 | 5.18 | 28175.00 | 31700.00 | 59875.00 | 3.91 | 34800.00 | 32330.00 | 67130.00 | 3.31 |
| 8 | HARYANA | 13141.00 | 14558.00 | 27699.00 | 3.78 | 25000.00 | 16370.00 | 41370.00 | 4.32 | 20000.00 | 26160.00 | 46160.00 | 3.19 |
| 9 | HIMACHAL PRADESH | 8432.00 | 5194.00 | 13626.00 | 14.12 | 12260.00 | 7699.00 | 19959.00 | 16.47 | 6980.00 | 6702.00 | 13682.00 | 10.73 |
| 10 | JAMMU & KASHMIR | 0.00 | 255164.00 | 255164.00 | 100.00 | 0.00 | 271510.00 | 271510.00 | 100.00 | 30000.00 | 257710.00 | 287710.00 | 100.00 |
| 11 | JHARKHAND | 1956.00 | 4880.00 | 6836.00 | .77 | 7000.00 | 5784.00 | 12784.00 | 1.18 | 3150.00 | 6711.00 | 9861.00 | .78 |
| 12 | KARNATAKA | 5531.00 | 32583.00 | 38114.00 | 2.25 | 8169.00 | 35187.00 | 43356.00 | 2.33 | 8634.00 | 39450.00 | 48084.00 | 2.49 |
| 13 | KERALA | 2685.00 | 25351.00 | 28036.00 | 1.64 | 3000.00 | 32385.00 | 35385.00 | 1.64 | 7000.00 | 34518.00 | 41518.00 | 2.01 |
| 14 | MADHYA PRADESH | 3162.00 | 14593.00 | 17755.00 | 2.49 | 4766.00 | 19597.00 | 24363.00 | 2.46 | 7646.00 | 21552.00 | 29198.00 | 2.29 |
| 15 | MAHARASHTRA | 144.00 | 100998.00 | 101142.00 | 2.22 | 20950.00 | 135928.00 | 156878.00 | 3.29 | 3400.00 | 138901.00 | 142301.00 | 3.28 |
| 16 | MANIPUR | 12.00 | 1928.00 | 1940.00 | 4.92 | 500.00 | 1788.00 | 2288.00 | 8.18 | 500.00 | 1852.00 | 2352.00 | 8.32 |
| 17 | MEGHALAYA | 212.00 | 1165.00 | 1377.00 | .95 | 850.00 | 1380.00 | 2230.00 | 5.00 | 1550.00 | 1444.00 | 2994.00 | 2.87 |
| 18 | MIZORAM | 1899.00 | 0.00 | 1899.00 | 2.28 | 2050.00 | 0.00 | 2050.00 | 3.05 | 6250.00 | 0.00 | 6250.00 | 13.88 |
| 19 | NAGALAND | 1219.00 | 0.00 | 1219.00 | .75 | 1650.00 | 1255.00 | 2905.00 | 3.93 | 1700.00 | 2436.00 | 4136.00 | 6.24 |
| 20 | ORISSA | 0.00 | 16110.00 | 16110.00 | 6.13 | 0.00 | 18626.00 | 18626.00 | 7.70 | 0.00 | 19620.00 | 19620.00 | 4.51 |
| 21 | PUNJAB | 2855.00 | 20719.00 | 23574.00 | 7.00 | 0.00 | 21508.00 | 21508.00 | 5.64 | 0.00 | 22490.00 | 22490.00 | 4.80 |
| 22 | RAJASTHAN | 15200.00 | 22711.00 | 37911.00 | 9.35 | 5900.00 | 22855.00 | 28755.00 | 6.91 | 0.00 | 25056.00 | 25056.00 | 5.30 |
| 23 | SIKKIM | 1458.00 | 0.00 | 1458.00 | 6.04 | 3100.00 | 0.00 | 3100.00 | 10.17 | 12300.00 | 0.00 | 12300.00 | 34.31 |
| 24 | TAMIL NADU | 0.00 | 99338.00 | 99338.00 | 5.92 | 0.00 | 124652.00 | 124652.00 | 6.26 | 0.00 | 165811.00 | 165811.00 | 8.20 |
| 25 | TRIPURA | ... | ... | ... | ... | ... | ... | ... | ... | ... | ... | ... | ... |
| 26 | UTTARAKHAND | 921.00 | 3077.00 | 3998.00 | .80 | 150.00 | 3140.00 | 3290.00 | .58 | 500.00 | 4733.00 | 5233.00 | .84 |
| 27 | UTTAR PRADESH | 0.00 | 30252.00 | 30252.00 | 4.06 | 0.00 | 34077.00 | 34077.00 | 2.34 | 1808.00 | 42732.00 | 44540.00 | 2.47 |
| 28 | WEST BENGAL | 0.00 | 15744.00 | 15744.00 | 1.13 | 0.00 | 18294.00 | 18294.00 | .82 | 0.00 | 19344.00 | 19344.00 | 1.10 |
| TOTAL STATES | | 239904.00 | 783336.00 | 1023240.00 | 5.05 | 277872.00 | 884459.00 | 1162331.00 | 4.73 | 420968.00 | 957609.00 | 1378577.00 | 5.22 |
| 29 | A. & N. ISLANDS | ... | ... | ... | ... | ... | ... | ... | ... | ... | ... | ... | ... |
| 30 | CHANDIGARH | 0.00 | 5603.00 | 5603.00 | 2.75 | 0.00 | 4707.00 | 4707.00 | 2.08 | 100.00 | 4962.00 | 5062.00 | 2.18 |
| 31 | DADRA & NAGAR HAVELI | 10492.00 | 0.00 | 10492.00 | 100.00 | 12500.00 | 0.00 | 12500.00 | 100.00 | 12600.00 | 0.00 | 12600.00 | 100.00 |
| 32 | DAMAN & DIU | 3359.00 | 3281.00 | 6640.00 | 36.41 | 4100.00 | 3900.00 | 8000.00 | 35.24 | 4500.00 | 4300.00 | 8800.00 | 44.00 |
| 33 | DELHI | 18596.00 | 21465.00 | 40061.00 | 6.74 | 17900.00 | 24403.00 | 42303.00 | 5.32 | 23500.00 | 27385.00 | 50885.00 | 3.39 |
| 34 | LAKSHADWEEP | ... | ... | ... | ... | ... | ... | ... | ... | ... | ... | ... | ... |
| 35 | PUDUCHERRY | ... | ... | ... | ... | ... | ... | ... | ... | ... | ... | ... | ... |
| TOTAL U. T. | | 32447.00 | 30349.00 | 62796.00 | 5.90 | 34500.00 | 33010.00 | 67510.00 | 5.24 | 40700.00 | 36647.00 | 77347.00 | 3.89 |
| TOTAL (STATE & UTs) | | 272351.00 | 813685.00 | 1086036.00 | 5.09 | 312372.00 | 917469.00 | 1229841.00 | 4.76 | 461668.00 | 994256.00 | 1455924.00 | 5.13 |

..NICNET..

STATEMENT NO. (16): PLAN & NON-PLAN BUDGETED EXPENDITURE ON TECHNICAL EDUCATION (Sub-head wise)

ACCOUNT: REVENUE ACCOUNT
PROGRAM: TECHNICAL SCHOOLS

(RUPEES IN THOUSANDS)

| SL. NO. | STATE/UNION TERRITORY | 2005-06 (ACTUALS) | | | | 2006-07 (R.E.) | | | | 2007-08 (B.E.) | | | |
|---------------------|-----------------------|-------------------|-----------|-----------|----------------------------------|----------------|-----------|-----------|----------------------------------|----------------|-----------|-----------|----------------------------------|
| | | PLAN | NON-PLAN | TOTAL | % AGE TO TOTAL EXP. ON TEC. EDN. | PLAN | NON-PLAN | TOTAL | % AGE TO TOTAL EXP. ON TEC. EDN. | PLAN | NON-PLAN | TOTAL | % AGE TO TOTAL EXP. ON TEC. EDN. |
| 1 | ANDHRA PRADESH | ... | ... | ... | ... | ... | ... | ... | ... | ... | ... | ... | ... |
| 2 | ARUNACHAL PRADESH | ... | ... | ... | ... | ... | ... | ... | ... | ... | ... | ... | ... |
| 3 | ASSAM | 489.00 | 10094.00 | 10583.00 | 4.53 | 200.00 | 12636.00 | 12836.00 | 4.06 | 200.00 | 13636.00 | 13836.00 | 4.10 |
| 4 | BIHAR | 0.00 | 33185.00 | 33185.00 | 9.78 | 0.00 | 35512.00 | 35512.00 | 8.46 | 0.00 | 35874.00 | 35874.00 | 6.88 |
| 5 | CHHATTISGARH | ... | ... | ... | ... | ... | ... | ... | ... | ... | ... | ... | ... |
| 6 | COA | 41973.00 | 10589.00 | 52562.00 | 27.00 | 55500.00 | 13255.00 | 68755.00 | 29.22 | 58000.00 | 13450.00 | 71450.00 | 27.66 |
| 7 | GUJARAT | 3772.00 | 125039.00 | 128811.00 | 10.73 | 7135.00 | 135000.00 | 142135.00 | 9.27 | 4250.00 | 137395.00 | 141645.00 | 6.97 |
| 8 | HARYANA | ... | ... | ... | ... | ... | ... | ... | ... | ... | ... | ... | ... |
| 9 | HIMACHAL PRADESH | ... | ... | ... | ... | ... | ... | ... | ... | ... | ... | ... | ... |
| 10 | JAMMU & KASHMIR | ... | ... | ... | ... | ... | ... | ... | ... | ... | ... | ... | ... |
| 11 | JHARKHAND | 1796.00 | 1076.00 | 2872.00 | .32 | 4000.00 | 1374.00 | 5374.00 | .50 | 3500.00 | 1404.00 | 4904.00 | .39 |
| 12 | KARNATAKA | 0.00 | 13866.00 | 13866.00 | .82 | 0.00 | 13362.00 | 13362.00 | .72 | 0.00 | 15650.00 | 15650.00 | .81 |
| 13 | KERALA | 1448.00 | 127344.00 | 128792.00 | 7.54 | 2000.00 | 193961.00 | 195961.00 | 9.09 | 5000.00 | 216881.00 | 221881.00 | 10.72 |
| 14 | MADHYA PRADESH | 0.00 | 1275.00 | 1275.00 | .18 | 0.00 | 1085.00 | 1085.00 | .11 | 0.00 | 422.00 | 422.00 | .03 |
| 15 | MAHARASHTRA | 20161.00 | 334687.00 | 354848.00 | 7.80 | 27231.00 | 335918.00 | 363149.00 | 7.63 | 36112.00 | 329684.00 | 365796.00 | 8.43 |
| 16 | MANIPUR | ... | ... | ... | ... | ... | ... | ... | ... | ... | ... | ... | ... |
| 17 | MEGHALAYA | 0.00 | 0.00 | 0.00 | .00 | 50.00 | 0.00 | 50.00 | .11 | 100.00 | 0.00 | 100.00 | .10 |
| 18 | MIZORAM | ... | ... | ... | ... | ... | ... | ... | ... | ... | ... | ... | ... |
| 19 | NAGALAND | ... | ... | ... | ... | ... | ... | ... | ... | ... | ... | ... | ... |
| 20 | ORISSA | ... | ... | ... | ... | ... | ... | ... | ... | ... | ... | ... | ... |
| 21 | PUNJAB | ... | ... | ... | ... | ... | ... | ... | ... | ... | ... | ... | ... |
| 22 | RAJASTHAN | ... | ... | ... | ... | ... | ... | ... | ... | ... | ... | ... | ... |
| 23 | SIKKIM | ... | ... | ... | ... | ... | ... | ... | ... | ... | ... | ... | ... |
| 24 | TAMIL NADU | ... | ... | ... | ... | ... | ... | ... | ... | ... | ... | ... | ... |
| 25 | TRIPURA | ... | ... | ... | ... | ... | ... | ... | ... | ... | ... | ... | ... |
| 26 | UTTARAKHAND | ... | ... | ... | ... | ... | ... | ... | ... | ... | ... | ... | ... |
| 27 | UTTAR PRADESH | 525.00 | 0.00 | 525.00 | .07 | 700.00 | 0.00 | 700.00 | .05 | 500.00 | 0.00 | 500.00 | .03 |
| 28 | WEST BENGAL | 0.00 | 48578.00 | 48578.00 | 3.49 | 850.00 | 55830.00 | 56680.00 | 2.55 | 1050.00 | 61015.00 | 62065.00 | 3.53 |
| TOTAL STATES | | 70164.00 | 705733.00 | 775897.00 | 3.83 | 97666.00 | 797933.00 | 895599.00 | 3.65 | 108712.00 | 825411.00 | 934123.00 | 3.54 |
| 29 | A. & N. ISLANDS | ... | ... | ... | ... | ... | ... | ... | ... | ... | ... | ... | ... |
| 30 | CHANDIGARH | ... | ... | ... | ... | ... | ... | ... | ... | ... | ... | ... | ... |
| 31 | DADRA & NAGAR HAVELI | ... | ... | ... | ... | ... | ... | ... | ... | ... | ... | ... | ... |
| 32 | DAMAN & DIU | ... | ... | ... | ... | ... | ... | ... | ... | ... | ... | ... | ... |
| 33 | DELHI | ... | ... | ... | ... | ... | ... | ... | ... | ... | ... | ... | ... |
| 34 | LAKSHADWEEP | ... | ... | ... | ... | ... | ... | ... | ... | ... | ... | ... | ... |
| 35 | PUDUCHERRY | 0.00 | 4136.00 | 4136.00 | 2.39 | 0.00 | 4158.00 | 4158.00 | 2.48 | 0.00 | 5518.00 | 5518.00 | 3.22 |
| TOTAL U. T. | | 0.00 | 4136.00 | 4136.00 | .39 | 0.00 | 4158.00 | 4158.00 | .32 | 0.00 | 5518.00 | 5518.00 | .28 |
| TOTAL (STATE & UTs) | | 70164.00 | 709869.00 | 780033.00 | 3.66 | 97666.00 | 802091.00 | 899757.00 | 3.48 | 108712.00 | 830929.00 | 939641.00 | 3.31 |

..NICNET..

STATEMENT NO. (16): PLAN & NON-PLAN BUDGETED EXPENDITURE ON TECHNICAL EDUCATION (Sub-head wise)

ACCOUNT: REVENUE ACCOUNT
PROGRAM: POLYTECHNICS

(RUPEES IN THOUSANDS)

| SL. NO. | STATE/UNION TERRITORY | 2005-06 (ACTUALS) | | | | 2006-07 (R.E.) | | | | 2007-08 (B.E.) | | | |
|---------------------|-----------------------|-------------------|------------|------------|----------------------------------|----------------|------------|------------|----------------------------------|----------------|------------|------------|----------------------------------|
| | | PLAN | NON-PLAN | TOTAL | % AGE TO TOTAL EXP. ON TEC. EDN. | PLAN | NON-PLAN | TOTAL | % AGE TO TOTAL EXP. ON TEC. EDN. | PLAN | NON-PLAN | TOTAL | % AGE TO TOTAL EXP. ON TEC. EDN. |
| 1 | ANDHRA PRADESH | 515466.00 | 697570.00 | 1213036.00 | 75.50 | 551050.00 | 798590.00 | 1349640.00 | 67.67 | 320300.00 | 946171.00 | 1266471.00 | 56.56 |
| 2 | ARUNACHAL PRADESH | | | | | | | | | | | | |
| 3 | ASSAM | 20592.00 | 111928.00 | 132520.00 | 56.70 | 7098.00 | 171284.00 | 178382.00 | 56.41 | 1600.00 | 180705.00 | 182305.00 | 53.99 |
| 4 | BIHAR | 7837.00 | 81209.00 | 89046.00 | 26.24 | 24017.00 | 99957.00 | 123974.00 | 29.54 | 15728.00 | 105284.00 | 121012.00 | 23.20 |
| 5 | CHHATTISGARH | 1378.00 | 92756.00 | 94134.00 | 38.66 | 10450.00 | 117340.00 | 127790.00 | 39.86 | 29459.00 | 130528.00 | 159987.00 | 43.07 |
| 6 | COA | 38012.00 | 34753.00 | 72765.00 | 37.37 | 43112.00 | 37330.00 | 80442.00 | 34.19 | 42856.00 | 39120.00 | 81976.00 | 31.74 |
| 7 | GUJARAT | 107518.00 | 409990.00 | 517508.00 | 43.09 | 123265.00 | 449068.00 | 572333.00 | 37.33 | 270301.00 | 432300.00 | 702601.00 | 34.59 |
| 8 | HARYANA | 345352.00 | 99456.00 | 444808.00 | 60.74 | 349000.00 | 107021.00 | 456021.00 | 47.59 | 637000.00 | 232047.00 | 869047.00 | 59.97 |
| 9 | HIMACHAL PRADESH | 56890.00 | 25995.00 | 82885.00 | 85.88 | 48940.00 | 32257.00 | 81197.00 | 67.02 | 55600.00 | 32242.00 | 87842.00 | 68.88 |
| 10 | JAMMU & KASHMIR | | | | | | | | | | | | |
| 11 | JHARKHAND | 26094.00 | 82063.00 | 108157.00 | 12.12 | 58000.00 | 94244.00 | 152244.00 | 14.11 | 30000.00 | 86118.00 | 116118.00 | 9.17 |
| 12 | KARNATAKA | 31455.00 | 354127.00 | 385582.00 | 22.78 | 115368.00 | 390112.00 | 505480.00 | 27.16 | 154738.00 | 499771.00 | 654509.00 | 33.87 |
| 13 | KERALA | 42123.00 | 374708.00 | 416831.00 | 24.40 | 32500.00 | 555015.00 | 587515.00 | 27.26 | 22500.00 | 585121.00 | 607621.00 | 29.35 |
| 14 | MADHYA PRADESH | 120152.00 | 228415.00 | 348567.00 | 48.82 | 191540.00 | 262825.00 | 454365.00 | 45.93 | 238066.00 | 376070.00 | 614136.00 | 48.24 |
| 15 | MAHARASHTRA | 0.00 | 617503.00 | 617503.00 | 13.58 | 52125.00 | 685441.00 | 737566.00 | 15.49 | 34750.00 | 681243.00 | 715993.00 | 16.49 |
| 16 | MANIPUR | 824.00 | 23536.00 | 24360.00 | 61.79 | 5300.00 | 20044.00 | 25344.00 | 90.57 | 4500.00 | 21073.00 | 25573.00 | 90.44 |
| 17 | MEGHALAYA | 130482.00 | 12624.00 | 143106.00 | 98.26 | 23422.00 | 12965.00 | 36387.00 | 81.59 | 74450.00 | 14088.00 | 88538.00 | 84.89 |
| 18 | MIZORAM | 74550.00 | 6849.00 | 81399.00 | 97.72 | 56350.00 | 8770.00 | 65120.00 | 96.95 | 28350.00 | 10415.00 | 38765.00 | 86.12 |
| 19 | NAGALAND | 145677.00 | 10063.00 | 155740.00 | 95.65 | 52009.00 | 12015.00 | 64024.00 | 86.61 | 29682.00 | 23475.00 | 53157.00 | 80.26 |
| 20 | ORISSA | 7572.00 | 75623.00 | 83195.00 | 31.66 | 3590.00 | 84302.00 | 87892.00 | 36.35 | 30180.00 | 98889.00 | 129069.00 | 29.69 |
| 21 | PUNJAB | 14624.00 | 190412.00 | 205036.00 | 60.89 | 19495.00 | 205872.00 | 225367.00 | 59.12 | 0.00 | 295533.00 | 295533.00 | 63.11 |
| 22 | RAJASTHAN | 4262.00 | 216819.00 | 221081.00 | 54.50 | 12500.00 | 227601.00 | 240101.00 | 57.72 | 44100.00 | 251811.00 | 295911.00 | 62.64 |
| 23 | SIKKIM | 22668.00 | 0.00 | 22668.00 | 93.96 | 27390.00 | 0.00 | 27390.00 | 89.83 | 23550.00 | 0.00 | 23550.00 | 65.69 |
| 24 | TAMIL NADU | 10000.00 | 574729.00 | 584729.00 | 34.86 | 501.00 | 739183.00 | 739684.00 | 37.12 | 670.00 | 876516.00 | 877186.00 | 43.40 |
| 25 | TRIPURA | 1001.00 | 12274.00 | 13275.00 | 34.73 | 1499.00 | 14375.00 | 15874.00 | 78.73 | 1801.00 | 35475.00 | 37276.00 | 88.92 |
| 26 | UTTARAKHAND | 14456.00 | 106875.00 | 121331.00 | 24.32 | 33275.00 | 110157.00 | 143432.00 | 25.46 | 102900.00 | 144470.00 | 247370.00 | 39.91 |
| 27 | UTTAR PRADESH | 6965.00 | 342499.00 | 349464.00 | 46.86 | 17581.00 | 362535.00 | 380116.00 | 26.11 | 10210.00 | 493421.00 | 503631.00 | 27.95 |
| 28 | WEST BENGAL | 18679.00 | 289839.00 | 308518.00 | 22.19 | 24425.00 | 339668.00 | 364093.00 | 16.41 | 36800.00 | 359168.00 | 395968.00 | 22.54 |
| TOTAL STATES | | 1764629.00 | 5072615.00 | 6837244.00 | 33.73 | 1883802.00 | 5937971.00 | 7821773.00 | 31.86 | 2240091.00 | 6951054.00 | 9191145.00 | 34.81 |
| 29 | A. & N. ISLANDS | 21847.00 | 10845.00 | 32692.00 | 50.77 | 27700.00 | 11600.00 | 39300.00 | 62.09 | 30700.00 | 12400.00 | 43100.00 | 80.11 |
| 30 | CHANDIGARH | 17973.00 | 36446.00 | 54419.00 | 26.68 | 19100.00 | 36893.00 | 55993.00 | 24.73 | 11100.00 | 38038.00 | 49138.00 | 21.19 |
| 31 | DADRA & NAGAR HAVELI | | | | | | | | | | | | |
| 32 | DAMAN & DIU | 10591.00 | 0.00 | 10591.00 | 58.07 | 13300.00 | 0.00 | 13300.00 | 58.59 | 9800.00 | 0.00 | 9800.00 | 49.00 |
| 33 | DELHI | 17236.00 | 170083.00 | 187319.00 | 31.51 | 36500.00 | 192862.00 | 229362.00 | 28.82 | 64000.00 | 221860.00 | 285860.00 | 19.05 |
| 34 | LAKSHADWEEP | | | | | | | | | | | | |
| 35 | PUDUCHERRY | 38482.00 | 11386.00 | 49868.00 | 28.86 | 38979.00 | 12852.00 | 51831.00 | 30.95 | 47201.00 | 12472.00 | 59673.00 | 34.81 |
| TOTAL U.T. | | 106129.00 | 228760.00 | 334889.00 | 31.46 | 135579.00 | 254207.00 | 389786.00 | 30.26 | 162801.00 | 284770.00 | 447571.00 | 22.49 |
| TOTAL (STATE & UTs) | | 1870758.00 | 5301375.00 | 7172133.00 | 33.62 | 2019381.00 | 6192178.00 | 8211559.00 | 31.78 | 2402892.00 | 7235824.00 | 9638716.00 | 33.95 |

..NICNET..

STATEMENT NO. (16): PLAN & NON-PLAN BUDGETED EXPENDITURE ON TECHNICAL EDUCATION (Sub-head wise)

ACCOUNT: REVENUE ACCOUNT
PROGRAM: ASSISTANCE TO UNIVERSITIES FOR TECHNICAL EDUCATION

(RUPEES IN THOUSANDS)

| SL. NO. | STATE/UNION TERRITORY | 2005-06 (ACTUALS) | | | | 2006-07 (R.E.) | | | | 2007-08 (B.E.) | | | |
|---------|-----------------------|-------------------|------------|------------|----------------------------------|----------------|------------|------------|----------------------------------|----------------|------------|------------|----------------------------------|
| | | PLAN | NON-PLAN | TOTAL | % AGE TO TOTAL EXP. ON TEC. EDN. | PLAN | NON-PLAN | TOTAL | % AGE TO TOTAL EXP. ON TEC. EDN. | PLAN | NON-PLAN | TOTAL | % AGE TO TOTAL EXP. ON TEC. EDN. |
| 1 | ANDHRA PRADESH | 0.00 | 270024.00 | 270024.00 | 16.81 | 175000.00 | 353998.00 | 528998.00 | 26.52 | 450000.00 | 366362.00 | 816362.00 | 36.46 |
| 2 | ARUNACHAL PRADESH | ... | ... | ... | ... | ... | ... | ... | ... | ... | ... | ... | ... |
| 3 | ASSAM | ... | ... | ... | ... | ... | ... | ... | ... | ... | ... | ... | ... |
| 4 | BIHAR | 0.00 | 5021.00 | 5021.00 | 1.48 | 0.00 | 33600.00 | 33600.00 | 8.01 | 0.00 | 10000.00 | 10000.00 | 1.92 |
| 5 | CHHATTISGARH | 5500.00 | 0.00 | 5500.00 | 2.26 | 20000.00 | 0.00 | 20000.00 | 6.24 | 27000.00 | 0.00 | 27000.00 | 7.27 |
| 6 | GOA | ... | ... | ... | ... | ... | ... | ... | ... | ... | ... | ... | ... |
| 7 | GUJARAT | ... | ... | ... | ... | ... | ... | ... | ... | ... | ... | ... | ... |
| 8 | HARYANA | 65000.00 | 0.00 | 65000.00 | 8.88 | 210000.00 | 0.00 | 210000.00 | 21.91 | 280000.00 | 0.00 | 280000.00 | 19.32 |
| 9 | HIMACHAL PRADESH | ... | ... | ... | ... | ... | ... | ... | ... | ... | ... | ... | ... |
| 10 | JAMMU & KASHMIR | ... | ... | ... | ... | ... | ... | ... | ... | ... | ... | ... | ... |
| 11 | JHARKHAND | ... | ... | ... | ... | ... | ... | ... | ... | ... | ... | ... | ... |
| 12 | KARNATAKA | 150120.00 | 260443.00 | 410563.00 | 24.26 | 141300.00 | 296027.00 | 437327.00 | 23.50 | 137500.00 | 310828.00 | 448328.00 | 23.20 |
| 13 | KERALA | 40000.00 | 179180.00 | 219180.00 | 12.83 | 40000.00 | 183589.00 | 223589.00 | 10.37 | 25000.00 | 183589.00 | 208589.00 | 10.07 |
| 14 | MADHYA PRADESH | 0.00 | 5290.00 | 5290.00 | .74 | 0.00 | 0.00 | 0.00 | .00 | 0.00 | 0.00 | 0.00 | .00 |
| 15 | MAHARASHTRA | 0.00 | 26611.00 | 26611.00 | .59 | 97832.00 | 37742.00 | 135574.00 | 2.85 | 10000.00 | 37914.00 | 47914.00 | 1.10 |
| 16 | MANIPUR | ... | ... | ... | ... | ... | ... | ... | ... | ... | ... | ... | ... |
| 17 | MEGHALAYA | ... | ... | ... | ... | ... | ... | ... | ... | ... | ... | ... | ... |
| 18 | MIZORAM | ... | ... | ... | ... | ... | ... | ... | ... | ... | ... | ... | ... |
| 19 | NAGALAND | ... | ... | ... | ... | ... | ... | ... | ... | ... | ... | ... | ... |
| 20 | ORISSA | ... | ... | ... | ... | ... | ... | ... | ... | ... | ... | ... | ... |
| 21 | PUNJAB | ... | ... | ... | ... | ... | ... | ... | ... | ... | ... | ... | ... |
| 22 | RAJASTHAN | 8750.00 | 43000.00 | 51750.00 | 12.76 | 8750.00 | 41000.00 | 49750.00 | 11.96 | 12002.00 | 45000.00 | 57002.00 | 12.07 |
| 23 | SIKKIM | ... | ... | ... | ... | ... | ... | ... | ... | ... | ... | ... | ... |
| 24 | TAMIL NADU | 5000.00 | 132550.00 | 137550.00 | 8.20 | 1.00 | 191766.00 | 191767.00 | 9.62 | 1.00 | 230772.00 | 230773.00 | 11.42 |
| 25 | TRIPURA | ... | ... | ... | ... | ... | ... | ... | ... | ... | ... | ... | ... |
| 26 | UTTARAKHAND | ... | ... | ... | ... | ... | ... | ... | ... | ... | ... | ... | ... |
| 27 | UTTAR PRADESH | ... | ... | ... | ... | ... | ... | ... | ... | ... | ... | ... | ... |
| 28 | WEST BENGAL | 35203.00 | 124106.00 | 159309.00 | 11.46 | 78000.00 | 135425.00 | 213425.00 | 9.62 | 53000.00 | 143214.00 | 196214.00 | 11.17 |
| | TOTAL STATES | 309573.00 | 1046225.00 | 1355798.00 | 6.69 | 770883.00 | 1273147.00 | 2044030.00 | 8.33 | 994503.00 | 1327679.00 | 2322182.00 | 8.80 |
| 29 | A. & N. ISLANDS | ... | ... | ... | ... | ... | ... | ... | ... | ... | ... | ... | ... |
| 30 | CHANDIGARH | ... | ... | ... | ... | ... | ... | ... | ... | ... | ... | ... | ... |
| 31 | DADRA & NAGAR HAVELI | ... | ... | ... | ... | ... | ... | ... | ... | ... | ... | ... | ... |
| 32 | DAMAN & DIU | ... | ... | ... | ... | ... | ... | ... | ... | ... | ... | ... | ... |
| 33 | DELHI | ... | ... | ... | ... | ... | ... | ... | ... | ... | ... | ... | ... |
| 34 | LAKSHADWEEP | ... | ... | ... | ... | ... | ... | ... | ... | ... | ... | ... | ... |
| 35 | PUDUCHERRY | ... | ... | ... | ... | ... | ... | ... | ... | ... | ... | ... | ... |
| | TOTAL U.T. | 0.00 | 0.00 | 0.00 | .00 | 0.00 | 0.00 | 0.00 | .00 | 0.00 | 0.00 | 0.00 | .00 |
| | TOTAL (STATE & UTs) | 309573.00 | 1046225.00 | 1355798.00 | 6.36 | 770883.00 | 1273147.00 | 2044030.00 | 7.91 | 994503.00 | 1327679.00 | 2322182.00 | 8.18 |

. . . NICNET . . .

STATEMENT NO. (16): PLAN & NON-PLAN BUDGETED EXPENDITURE ON TECHNICAL EDUCATION (Sub-head wise)

ACCOUNT: REVENUE ACCOUNT
PROGRAM: ASSISTANCE TO NON-GOVT. COLLEGES

(RUPEES IN THOUSANDS)

| SL. NO. | STATE/UNION TERRITORY | 2005-06 (ACTUALS) | | | | 2006-07 (R.E.) | | | | 2007-08 (B.E.) | | | |
|---------|-----------------------|-------------------|------------|------------|----------------------------------|----------------|------------|------------|----------------------------------|----------------|------------|------------|----------------------------------|
| | | PLAN | NON-PLAN | TOTAL | % AGE TO TOTAL EXP. ON TEC. EDN. | PLAN | NON-PLAN | TOTAL | % AGE TO TOTAL EXP. ON TEC. EDN. | PLAN | NON-PLAN | TOTAL | % AGE TO TOTAL EXP. ON TEC. EDN. |
| 1 | ANDHRA PRADESH | 0.00 | 7015.00 | 7015.00 | .44 | 0.00 | 15360.00 | 15360.00 | .77 | 0.00 | 23861.00 | 23861.00 | 1.07 |
| 2 | ARUNACHAL PRADESH | ... | ... | ... | ... | ... | ... | ... | ... | ... | ... | ... | ... |
| 3 | ASSAM | ... | ... | ... | ... | ... | ... | ... | ... | ... | ... | ... | ... |
| 4 | BIHAR | ... | ... | ... | ... | ... | ... | ... | ... | ... | ... | ... | ... |
| 5 | CHHATTISGARH | 9346.00 | 20075.00 | 29421.00 | 12.08 | 1000.00 | 0.00 | 1000.00 | .31 | 1000.00 | 0.00 | 1000.00 | .27 |
| 6 | GOA | ... | ... | ... | ... | ... | ... | ... | ... | ... | ... | ... | ... |
| 7 | GUJARAT | ... | ... | ... | ... | ... | ... | ... | ... | ... | ... | ... | ... |
| 8 | HARYANA | 62800.00 | 80784.00 | 143584.00 | 19.61 | 94000.00 | 99504.00 | 193504.00 | 20.19 | 73500.00 | 102370.00 | 175870.00 | 12.14 |
| 9 | HIMACHAL PRADESH | ... | ... | ... | ... | ... | ... | ... | ... | ... | ... | ... | ... |
| 10 | JAMMU & KASHMIR | ... | ... | ... | ... | ... | ... | ... | ... | ... | ... | ... | ... |
| 11 | JHARKHAND | ... | ... | ... | ... | ... | ... | ... | ... | ... | ... | ... | ... |
| 12 | KARNATAKA | 562.00 | 9670.00 | 10232.00 | .60 | 2512.00 | 9110.00 | 11622.00 | .62 | 2550.00 | 10674.00 | 13224.00 | .68 |
| 13 | KERALA | 221.00 | 230593.00 | 230814.00 | 13.51 | 1000.00 | 305307.00 | 306307.00 | 14.21 | 1000.00 | 280411.00 | 281411.00 | 13.59 |
| 14 | MADHYA PRADESH | 33312.00 | 151212.00 | 184524.00 | 25.84 | 21500.00 | 162000.00 | 183500.00 | 18.55 | 48400.00 | 170500.00 | 218900.00 | 17.20 |
| 15 | MAHARASHTRA | 30000.00 | 2287024.00 | 2317024.00 | 50.96 | 17000.00 | 2390151.00 | 2407151.00 | 50.55 | 0.00 | 2423900.00 | 2423900.00 | 55.84 |
| 16 | MANIPUR | ... | ... | ... | ... | ... | ... | ... | ... | ... | ... | ... | ... |
| 17 | MEGHALAYA | ... | ... | ... | ... | ... | ... | ... | ... | ... | ... | ... | ... |
| 18 | MIZORAM | ... | ... | ... | ... | ... | ... | ... | ... | ... | ... | ... | ... |
| 19 | NAGALAND | ... | ... | ... | ... | ... | ... | ... | ... | ... | ... | ... | ... |
| 20 | ORISSA | ... | ... | ... | ... | ... | ... | ... | ... | ... | ... | ... | ... |
| 21 | PUNJAB | 0.00 | 0.00 | 0.00 | .00 | 0.00 | 6472.00 | 6472.00 | 1.70 | 0.00 | 0.00 | 0.00 | .00 |
| 22 | RAJASTHAN | 16900.00 | 77700.00 | 94600.00 | 23.32 | 16851.00 | 79200.00 | 96051.00 | 23.09 | 11900.00 | 82500.00 | 94400.00 | 19.98 |
| 23 | SIKKIM | ... | ... | ... | ... | ... | ... | ... | ... | ... | ... | ... | ... |
| 24 | TAMIL NADU | 0.00 | 120050.00 | 120050.00 | 7.16 | 0.00 | 124409.00 | 124409.00 | 6.24 | 0.00 | 129039.00 | 129039.00 | 6.38 |
| 25 | TRIPURA | ... | ... | ... | ... | ... | ... | ... | ... | ... | ... | ... | ... |
| 26 | UTTARAKHAND | 5000.00 | 13000.00 | 18000.00 | 3.61 | 0.00 | 13000.00 | 13000.00 | 2.31 | 5000.00 | 14000.00 | 19000.00 | 3.07 |
| 27 | UTTAR PRADESH | 0.00 | 135616.00 | 135616.00 | 18.18 | 0.00 | 136102.00 | 136102.00 | 9.35 | 0.00 | 140996.00 | 140996.00 | 7.82 |
| 28 | WEST BENGAL | ... | ... | ... | ... | ... | ... | ... | ... | ... | ... | ... | ... |
| | TOTAL STATES | 158141.00 | 3132739.00 | 3290880.00 | 16.24 | 153863.00 | 3340615.00 | 3494478.00 | 14.23 | 143350.00 | 3378251.00 | 3521601.00 | 13.34 |
| 29 | A. & N. ISLANDS | ... | ... | ... | ... | ... | ... | ... | ... | ... | ... | ... | ... |
| 30 | CHANDIGARH | ... | ... | ... | ... | ... | ... | ... | ... | ... | ... | ... | ... |
| 31 | DADRA & NAGAR HAVELI | ... | ... | ... | ... | ... | ... | ... | ... | ... | ... | ... | ... |
| 32 | DAMAN & DIU | ... | ... | ... | ... | ... | ... | ... | ... | ... | ... | ... | ... |
| 33 | DELHI | 0.00 | 2703.00 | 2703.00 | .45 | 0.00 | 2800.00 | 2800.00 | .35 | 0.00 | 3000.00 | 3000.00 | .20 |
| 34 | LAKSHADWEEP | ... | ... | ... | ... | ... | ... | ... | ... | ... | ... | ... | ... |
| 35 | PUDUCHERRY | ... | ... | ... | ... | ... | ... | ... | ... | ... | ... | ... | ... |
| | TOTAL U. T. | 0.00 | 2703.00 | 2703.00 | .25 | 0.00 | 2800.00 | 2800.00 | .22 | 0.00 | 3000.00 | 3000.00 | .15 |
| | TOTAL (STATE & UTs) | 158141.00 | 3135442.00 | 3293583.00 | 15.44 | 153863.00 | 3343415.00 | 3497278.00 | 13.53 | 143350.00 | 3381251.00 | 3524601.00 | 12.41 |

. . . NICNET . . .

STATEMENT NO. (16): PLAN & NON-PLAN BUDGETED EXPENDITURE ON TECHNICAL EDUCATION (Sub-head wise)

ACCOUNT: REVENUE ACCOUNT
PROGRAM: ENGINEERING COLLEGES AND INSTITUTIONS

(RUPEES IN THOUSANDS)

| SL. NO. | STATE/UNION TERRITORY | 2005-06 (ACTUALS) | | | | 2006-07 (R.E.) | | | | 2007-08 (B.E.) | | | |
|---------|-----------------------|-------------------|------------|------------|----------------------------------|----------------|------------|------------|----------------------------------|----------------|------------|------------|----------------------------------|
| | | PLAN | NON-PLAN | TOTAL | % AGE TO TOTAL EXP. ON TEC. EDN. | PLAN | NON-PLAN | TOTAL | % AGE TO TOTAL EXP. ON TEC. EDN. | PLAN | NON-PLAN | TOTAL | % AGE TO TOTAL EXP. ON TEC. EDN. |
| 1 | ANDHRA PRADESH | 2000.00 | 16127.00 | 18127.00 | 1.13 | 2000.00 | 18575.00 | 20575.00 | 1.03 | 2000.00 | 20977.00 | 22977.00 | 1.03 |
| 2 | ARUNACHAL PRADESH | ... | ... | ... | ... | ... | ... | ... | ... | ... | ... | ... | ... |
| 3 | ASSAM | 8405.00 | 62024.00 | 70429.00 | 30.13 | 3702.00 | 101393.00 | 105095.00 | 33.23 | 8400.00 | 112082.00 | 120482.00 | 35.68 |
| 4 | BIHAR | 3741.00 | 41666.00 | 45407.00 | 13.38 | 4911.00 | 56232.00 | 61143.00 | 14.57 | 3890.00 | 58674.00 | 62564.00 | 12.00 |
| 5 | CHHATTISGARH | 2515.00 | 89998.00 | 92513.00 | 38.00 | 37700.00 | 109335.00 | 147035.00 | 45.86 | 40498.00 | 117245.00 | 157743.00 | 42.47 |
| 6 | COA | 22778.00 | 46602.00 | 69380.00 | 35.63 | 28995.00 | 57110.00 | 86105.00 | 36.59 | 34760.00 | 70085.00 | 104845.00 | 40.59 |
| 7 | GUJARAT | 134286.00 | 312418.00 | 446704.00 | 37.19 | 333248.00 | 362392.00 | 695640.00 | 45.37 | 666567.00 | 362271.00 | 1028838.00 | 50.66 |
| 8 | HARYANA | 0.00 | 45450.00 | 45450.00 | 6.21 | 0.00 | 49665.00 | 49665.00 | 5.18 | 0.00 | 51001.00 | 51001.00 | 3.52 |
| 9 | HIMACHAL PRADESH | 0.00 | 0.00 | 0.00 | 0.00 | 20000.00 | 0.00 | 20000.00 | 16.51 | 20000.00 | 0.00 | 20000.00 | 15.68 |
| 10 | JAMMU & KASHMIR | ... | ... | ... | ... | ... | ... | ... | ... | ... | ... | ... | ... |
| 11 | JHARKHAND | 3076.00 | 58797.00 | 61873.00 | 6.93 | 10000.00 | 79748.00 | 89748.00 | 8.32 | 17500.00 | 517953.00 | 535453.00 | 42.29 |
| 12 | KARNATAKA | ... | ... | ... | ... | ... | ... | ... | ... | ... | ... | ... | ... |
| 13 | KERALA | 267134.00 | 301654.00 | 568788.00 | 33.29 | 285358.00 | 423168.00 | 708526.00 | 32.87 | 213000.00 | 436569.00 | 649569.00 | 31.37 |
| 14 | MADHYA PRADESH | 34803.00 | 93898.00 | 128701.00 | 18.02 | 163699.00 | 115038.00 | 278737.00 | 28.18 | 222500.00 | 123695.00 | 346195.00 | 27.19 |
| 15 | MAHARASHTRA | 763272.00 | 221690.00 | 984962.00 | 21.66 | 553905.00 | 252780.00 | 806685.00 | 16.94 | 285931.00 | 243172.00 | 529103.00 | 12.19 |
| 16 | MANIPUR | 8001.00 | 4883.00 | 12884.00 | 32.68 | 0.00 | 0.00 | 0.00 | 0.00 | 0.00 | 0.00 | 0.00 | 0.00 |
| 17 | MEGHALAYA | ... | ... | ... | ... | ... | ... | ... | ... | ... | ... | ... | ... |
| 18 | MIZORAM | ... | ... | ... | ... | ... | ... | ... | ... | ... | ... | ... | ... |
| 19 | NAGALAND | ... | ... | ... | ... | ... | ... | ... | ... | ... | ... | ... | ... |
| 20 | ORISSA | 62586.00 | 93359.00 | 155945.00 | 59.34 | 8380.00 | 98032.00 | 106412.00 | 44.00 | 45000.00 | 129812.00 | 174812.00 | 40.21 |
| 21 | PUNJAB | 6000.00 | 0.00 | 6000.00 | 1.78 | 0.00 | 0.00 | 0.00 | 0.00 | 0.00 | 0.00 | 0.00 | 0.00 |
| 22 | RAJASTHAN | ... | ... | ... | ... | ... | ... | ... | ... | ... | ... | ... | ... |
| 23 | SIKKIM | ... | ... | ... | ... | ... | ... | ... | ... | ... | ... | ... | ... |
| 24 | TAMIL NADU | 447321.00 | 177465.00 | 624786.00 | 37.25 | 343662.00 | 236303.00 | 579965.00 | 29.10 | 74357.00 | 327888.00 | 402245.00 | 19.90 |
| 25 | TRIPURA | 1314.00 | 20303.00 | 21617.00 | 56.56 | 100.00 | 0.00 | 100.00 | 0.50 | 45.00 | 0.00 | 45.00 | 0.11 |
| 26 | UTTARAKHAND | 136224.00 | 98803.00 | 235027.00 | 47.11 | 130029.00 | 91366.00 | 221395.00 | 39.29 | 186480.00 | 102524.00 | 289004.00 | 46.62 |
| 27 | UTTAR PRADESH | 62681.00 | 148856.00 | 211537.00 | 28.36 | 733507.00 | 152411.00 | 885918.00 | 60.86 | 933507.00 | 158025.00 | 1091532.00 | 60.57 |
| 28 | WEST BENGAL | 22437.00 | 95921.00 | 118358.00 | 8.51 | 14510.00 | 122010.00 | 136520.00 | 6.15 | 26690.00 | 128828.00 | 155518.00 | 8.85 |
| | TOTAL STATES | 1988574.00 | 1929914.00 | 3918488.00 | 19.33 | 2673706.00 | 2325558.00 | 4999264.00 | 20.36 | 2781125.00 | 2960801.00 | 5741926.00 | 21.75 |
| 29 | A. & N. ISLANDS | ... | ... | ... | ... | ... | ... | ... | ... | ... | ... | ... | ... |
| 30 | CHANDIGARH | 22000.00 | 121978.00 | 143978.00 | 70.58 | 37600.00 | 128100.00 | 165700.00 | 73.19 | 33700.00 | 144000.00 | 177700.00 | 76.63 |
| 31 | DADRA & NAGAR HAVELI | ... | ... | ... | ... | ... | ... | ... | ... | ... | ... | ... | ... |
| 32 | DAMAN & DIU | ... | ... | ... | ... | ... | ... | ... | ... | ... | ... | ... | ... |
| 33 | DELHI | 184716.00 | 167351.00 | 352067.00 | 59.22 | 311050.00 | 194574.00 | 505624.00 | 63.54 | 812500.00 | 214155.00 | 1026655.00 | 68.43 |
| 34 | LAKSHADWEEP | ... | ... | ... | ... | ... | ... | ... | ... | ... | ... | ... | ... |
| 35 | PUDUCHERRY | 47300.00 | 0.00 | 47300.00 | 27.38 | 58800.00 | 0.00 | 58800.00 | 35.11 | 70001.00 | 0.00 | 70001.00 | 40.84 |
| | TOTAL U. T. | 254016.00 | 289329.00 | 543345.00 | 51.05 | 407450.00 | 322674.00 | 730124.00 | 56.68 | 916201.00 | 358155.00 | 1274356.00 | 64.03 |
| | TOTAL (STATE & UTs) | 2242590.00 | 2219243.00 | 4461833.00 | 20.92 | 3081156.00 | 2648232.00 | 5729388.00 | 22.17 | 3697326.00 | 3318956.00 | 7016282.00 | 24.71 |

. . . NICNET . . .

STATEMENT NO. (16): PLAN & NON-PLAN BUDGETED EXPENDITURE ON TECHNICAL EDUCATION (Sub-head wise)

ACCOUNT: REVENUE ACCOUNT
PROGRAM: SCHOLARSHIPS

(RUPEES IN THOUSANDS)

| SL. NO. | STATE/UNION TERRITORY | 2005-06 (ACTUALS) | | | | 2006-07 (R.E.) | | | | 2007-08 (B.E.) | | | |
|---------------------|-----------------------|-------------------|----------|----------|----------------------------------|----------------|----------|-----------|----------------------------------|----------------|----------|-----------|----------------------------------|
| | | PLAN | NON-PLAN | TOTAL | % AGE TO TOTAL EXP. ON TEC. EDN. | PLAN | NON-PLAN | TOTAL | % AGE TO TOTAL EXP. ON TEC. EDN. | PLAN | NON-PLAN | TOTAL | % AGE TO TOTAL EXP. ON TEC. EDN. |
| 1 | ANDHRA PRADESH | 39865.00 | 10557.00 | 50422.00 | 3.14 | 15600.00 | 13813.00 | 29413.00 | 1.47 | 40000.00 | 13813.00 | 53813.00 | 2.40 |
| 2 | ARUNACHAL PRADESH | ... | ... | ... | ... | ... | ... | ... | ... | ... | ... | ... | ... |
| 3 | ASSAM | 511.00 | 872.00 | 1383.00 | .59 | 1450.00 | 4550.00 | 6000.00 | 1.90 | 1450.00 | 4550.00 | 6000.00 | 1.78 |
| 4 | BIHAR | ... | ... | ... | ... | ... | ... | ... | ... | ... | ... | ... | ... |
| 5 | CHHATTISGARH | 85.00 | 83.00 | 168.00 | .07 | 200.00 | 250.00 | 450.00 | .14 | 1200.00 | 250.00 | 1450.00 | .39 |
| 6 | GOA | ... | ... | ... | ... | ... | ... | ... | ... | ... | ... | ... | ... |
| 7 | GUJARAT | ... | ... | ... | ... | ... | ... | ... | ... | ... | ... | ... | ... |
| 8 | HARYANA | 0.00 | 163.00 | 163.00 | .02 | 0.00 | 295.00 | 295.00 | .03 | 14500.00 | 330.00 | 14830.00 | 1.02 |
| 9 | HIMACHAL PRADESH | ... | ... | ... | ... | ... | ... | ... | ... | ... | ... | ... | ... |
| 10 | JAMMU & KASHMIR | ... | ... | ... | ... | ... | ... | ... | ... | ... | ... | ... | ... |
| 11 | JHARKHAND | 42.00 | 0.00 | 42.00 | .00 | 200.00 | 0.00 | 200.00 | .02 | 0.00 | 0.00 | 0.00 | .00 |
| 12 | KARNATAKA | 0.00 | 5744.00 | 5744.00 | .34 | 100000.00 | 6014.00 | 106014.00 | 5.70 | 50000.00 | 6255.00 | 56255.00 | 2.91 |
| 13 | KERALA | 0.00 | 47.00 | 47.00 | .00 | 0.00 | 100.00 | 100.00 | .00 | 0.00 | 100.00 | 100.00 | .00 |
| 14 | MADHYA PRADESH | 175.00 | 269.00 | 444.00 | .06 | 1000.00 | 950.00 | 1950.00 | .20 | 0.00 | 950.00 | 950.00 | .07 |
| 15 | MAHARASHTRA | 0.00 | 209.00 | 209.00 | .00 | 0.00 | 247.00 | 247.00 | .01 | 0.00 | 257.00 | 257.00 | .01 |
| 16 | MANIPUR | 0.00 | 243.00 | 243.00 | .62 | 0.00 | 350.00 | 350.00 | 1.25 | 0.00 | 350.00 | 350.00 | 1.24 |
| 17 | MEGHALAYA | 150.00 | 280.00 | 430.00 | .30 | 800.00 | 245.00 | 1045.00 | 2.34 | 6000.00 | 257.00 | 6257.00 | 6.00 |
| 18 | MIZORAM | ... | ... | ... | ... | ... | ... | ... | ... | ... | ... | ... | ... |
| 19 | NAGALAND | 798.00 | 3699.00 | 4497.00 | 2.76 | 800.00 | 4600.00 | 5400.00 | 7.30 | 900.00 | 5400.00 | 6300.00 | 9.51 |
| 20 | ORISSA | 0.00 | 23.00 | 23.00 | .01 | 0.00 | 0.00 | 0.00 | .00 | 0.00 | 0.00 | 0.00 | .00 |
| 21 | PUNJAB | 0.00 | 87.00 | 87.00 | .03 | 0.00 | 96.00 | 96.00 | .03 | 0.00 | 116.00 | 116.00 | .02 |
| 22 | RAJASTHAN | ... | ... | ... | ... | ... | ... | ... | ... | ... | ... | ... | ... |
| 23 | SIKKIM | ... | ... | ... | ... | ... | ... | ... | ... | ... | ... | ... | ... |
| 24 | TAMIL NADU | 19734.00 | 0.00 | 19734.00 | 1.18 | 112000.00 | 20.00 | 112020.00 | 5.62 | 112000.00 | 20.00 | 112020.00 | 5.54 |
| 25 | TRIPURA | 257.00 | 0.00 | 257.00 | .67 | 328.00 | 0.00 | 328.00 | 1.63 | 412.00 | 0.00 | 412.00 | .98 |
| 26 | UTTARAKHAND | ... | ... | ... | ... | ... | ... | ... | ... | ... | ... | ... | ... |
| 27 | UTTAR PRADESH | ... | ... | ... | ... | ... | ... | ... | ... | ... | ... | ... | ... |
| 28 | WEST BENGAL | 0.00 | 0.00 | 0.00 | .00 | 110.00 | 0.00 | 110.00 | .00 | 110.00 | 0.00 | 110.00 | .01 |
| TOTAL STATES | | 61617.00 | 22276.00 | 83893.00 | .41 | 232488.00 | 31530.00 | 264018.00 | 1.08 | 226572.00 | 32648.00 | 259220.00 | .98 |
| 29 | A. & N. ISLANDS | ... | ... | ... | ... | ... | ... | ... | ... | ... | ... | ... | ... |
| 30 | CHANDIGARH | ... | ... | ... | ... | ... | ... | ... | ... | ... | ... | ... | ... |
| 31 | DADRA & NAGAR HAVELI | ... | ... | ... | ... | ... | ... | ... | ... | ... | ... | ... | ... |
| 32 | DAMAN & DIU | ... | ... | ... | ... | ... | ... | ... | ... | ... | ... | ... | ... |
| 33 | DELHI | ... | ... | ... | ... | ... | ... | ... | ... | ... | ... | ... | ... |
| 34 | LAKSHADWEEP | ... | ... | ... | ... | ... | ... | ... | ... | ... | ... | ... | ... |
| 35 | PUDUCHERRY | 0.00 | 61.00 | 61.00 | .04 | 0.00 | 190.00 | 190.00 | .11 | 0.00 | 160.00 | 160.00 | .09 |
| TOTAL U.T. | | 0.00 | 61.00 | 61.00 | .01 | 0.00 | 190.00 | 190.00 | .01 | 0.00 | 160.00 | 160.00 | .01 |
| TOTAL (STATE & UTs) | | 61617.00 | 22337.00 | 83954.00 | .39 | 232488.00 | 31720.00 | 264208.00 | 1.02 | 226572.00 | 32808.00 | 259380.00 | .91 |

..NICNET..

STATEMENT NO. (16): PLAN & NON-PLAN BUDGETED EXPENDITURE ON TECHNICAL EDUCATION (Sub-head wise)

ACCOUNT: REVENUE ACCOUNT
PROGRAM: TRAINING

(RUPEES IN THOUSANDS)

| SL. NO. | STATE/UNION TERRITORY | 2005-06 (ACTUALS) | | | | 2006-07 (R.E.) | | | | 2007-08 (B.E.) | | | |
|---------|-----------------------|-------------------|----------|----------|----------------------------------|----------------|----------|----------|----------------------------------|----------------|----------|----------|----------------------------------|
| | | PLAN | NON-PLAN | TOTAL | % AGE TO TOTAL EXP. ON TEC. EDN. | PLAN | NON-PLAN | TOTAL | % AGE TO TOTAL EXP. ON TEC. EDN. | PLAN | NON-PLAN | TOTAL | % AGE TO TOTAL EXP. ON TEC. EDN. |
| 1 | ANDHRA PRADESH | 399.00 | 0.00 | 399.00 | .02 | 1000.00 | 0.00 | 1000.00 | .05 | 700.00 | 0.00 | 700.00 | .03 |
| 2 | ARUNACHAL PRADESH | ... | ... | ... | ... | ... | ... | ... | ... | ... | ... | ... | ... |
| 3 | ASSAM | ... | ... | ... | ... | ... | ... | ... | ... | ... | ... | ... | ... |
| 4 | BIHAR | ... | ... | ... | ... | ... | ... | ... | ... | ... | ... | ... | ... |
| 5 | CHHATTISGARH | 0.00 | 1290.00 | 1290.00 | .53 | 0.00 | 0.00 | 0.00 | .00 | 0.00 | 0.00 | 0.00 | .00 |
| 6 | GOA | ... | ... | ... | ... | ... | ... | ... | ... | ... | ... | ... | ... |
| 7 | GUJARAT | 286.00 | 0.00 | 286.00 | .02 | 200.00 | 0.00 | 200.00 | .01 | 700.00 | 20.00 | 720.00 | .04 |
| 8 | HARYANA | 0.00 | 0.00 | 0.00 | .00 | 0.00 | 0.00 | 0.00 | .00 | 5000.00 | 0.00 | 5000.00 | .35 |
| 9 | HIMACHAL PRADESH | ... | ... | ... | ... | ... | ... | ... | ... | ... | ... | ... | ... |
| 10 | JAMMU & KASHMIR | ... | ... | ... | ... | ... | ... | ... | ... | ... | ... | ... | ... |
| 11 | JHARKHAND | 7836.00 | 0.00 | 7836.00 | .88 | 20000.00 | 0.00 | 20000.00 | 1.85 | 20000.00 | 0.00 | 20000.00 | 1.58 |
| 12 | KARNATAKA | ... | ... | ... | ... | ... | ... | ... | ... | ... | ... | ... | ... |
| 13 | KERALA | 27115.00 | 15015.00 | 42130.00 | 2.47 | 10005.00 | 19767.00 | 29772.00 | 1.38 | 5000.00 | 21722.00 | 26722.00 | 1.29 |
| 14 | MADHYA PRADESH | 0.00 | 6853.00 | 6853.00 | .96 | 500.00 | 8027.00 | 8527.00 | .86 | 600.00 | 100.00 | 700.00 | .05 |
| 15 | MAHARASHTRA | ... | ... | ... | ... | ... | ... | ... | ... | ... | ... | ... | ... |
| 16 | MANIPUR | ... | ... | ... | ... | ... | ... | ... | ... | ... | ... | ... | ... |
| 17 | MEGHALAYA | ... | ... | ... | ... | ... | ... | ... | ... | ... | ... | ... | ... |
| 18 | MIZORAM | ... | ... | ... | ... | ... | ... | ... | ... | ... | ... | ... | ... |
| 19 | NAGALAND | ... | ... | ... | ... | ... | ... | ... | ... | ... | ... | ... | ... |
| 20 | ORISSA | ... | ... | ... | ... | ... | ... | ... | ... | ... | ... | ... | ... |
| 21 | PUNJAB | ... | ... | ... | ... | ... | ... | ... | ... | ... | ... | ... | ... |
| 22 | RAJASTHAN | 0.00 | 323.00 | 323.00 | .08 | 0.00 | 350.00 | 350.00 | .08 | 0.00 | 0.00 | 0.00 | .00 |
| 23 | SIKKIM | ... | ... | ... | ... | ... | ... | ... | ... | ... | ... | ... | ... |
| 24 | TAMIL NADU | ... | ... | ... | ... | ... | ... | ... | ... | ... | ... | ... | ... |
| 25 | TRIPURA | ... | ... | ... | ... | ... | ... | ... | ... | ... | ... | ... | ... |
| 26 | UTTARAKHAND | ... | ... | ... | ... | ... | ... | ... | ... | ... | ... | ... | ... |
| 27 | UTTAR PRADESH | ... | ... | ... | ... | ... | ... | ... | ... | ... | ... | ... | ... |
| 28 | WEST BENGAL | 0.00 | 5067.00 | 5067.00 | .36 | 0.00 | 5852.00 | 5852.00 | .26 | 0.00 | 6197.00 | 6197.00 | .35 |
| | TOTAL STATES | 35636.00 | 28548.00 | 64184.00 | .32 | 31705.00 | 33996.00 | 65701.00 | .27 | 32000.00 | 28039.00 | 60039.00 | .23 |
| 29 | A. & N. ISLANDS | ... | ... | ... | ... | ... | ... | ... | ... | ... | ... | ... | ... |
| 30 | CHANDIGARH | ... | ... | ... | ... | ... | ... | ... | ... | ... | ... | ... | ... |
| 31 | DADRA & NAGAR HAVELI | ... | ... | ... | ... | ... | ... | ... | ... | ... | ... | ... | ... |
| 32 | DAMAN & DIU | ... | ... | ... | ... | ... | ... | ... | ... | ... | ... | ... | ... |
| 33 | DELHI | ... | ... | ... | ... | ... | ... | ... | ... | ... | ... | ... | ... |
| 34 | LAKSHADWEEP | ... | ... | ... | ... | ... | ... | ... | ... | ... | ... | ... | ... |
| 35 | PUDUCHERRY | ... | ... | ... | ... | ... | ... | ... | ... | ... | ... | ... | ... |
| | TOTAL U.T. | 0.00 | 0.00 | 0.00 | .00 | 0.00 | 0.00 | 0.00 | .00 | 0.00 | 0.00 | 0.00 | .00 |
| | TOTAL (STATE & UTs) | 35636.00 | 28548.00 | 64184.00 | .30 | 31705.00 | 33996.00 | 65701.00 | .25 | 32000.00 | 28039.00 | 60039.00 | .21 |

. . NICNET . .

STATEMENT NO. (16): PLAN & NON-PLAN BUDGETED EXPENDITURE ON TECHNICAL EDUCATION (Sub-head wise)

ACCOUNT: REVENUE ACCOUNT
PROGRAM: OTHER EXPENDITURE

(RUPEES IN THOUSANDS)

| SL. NO. | STATE/UNION TERRITORY | 2005-06 (ACTUALS) | | | | 2006-07 (R.E.) | | | | 2007-08 (B.E.) | | | |
|---------------------|-----------------------|-------------------|-----------|------------|----------------------------------|----------------|-----------|------------|----------------------------------|----------------|-----------|------------|----------------------------------|
| | | PLAN | NON-PLAN | TOTAL | % AGE TO TOTAL EXP. ON TEC. EDN. | PLAN | NON-PLAN | TOTAL | % AGE TO TOTAL EXP. ON TEC. EDN. | PLAN | NON-PLAN | TOTAL | % AGE TO TOTAL EXP. ON TEC. EDN. |
| 1 | ANDHRA PRADESH | 300.00 | 0.00 | 300.00 | .02 | 300.00 | 0.00 | 300.00 | .02 | 1800.00 | 0.00 | 1800.00 | .08 |
| 2 | ARUNACHAL PRADESH | ... | ... | ... | ... | ... | ... | ... | ... | ... | ... | ... | ... |
| 3 | ASSAM | 1000.00 | 0.00 | 1000.00 | .43 | 0.00 | 0.00 | 0.00 | .00 | 0.00 | 0.00 | 0.00 | .00 |
| 4 | BIHAR | 2000.00 | 0.00 | 2000.00 | .59 | 2000.00 | 0.00 | 2000.00 | 4.48 | 7000.00 | 0.00 | 7000.00 | 1.34 |
| 5 | CHHATTISGARH | 2534.00 | 9813.00 | 12347.00 | 5.07 | 3060.00 | 12700.00 | 15760.00 | 4.92 | 3440.00 | 11200.00 | 14640.00 | 3.94 |
| 6 | GOA | ... | ... | ... | ... | ... | ... | ... | ... | ... | ... | ... | ... |
| 7 | GUJARAT | 25113.00 | 20425.00 | 45538.00 | 3.79 | 33715.00 | 29202.00 | 62917.00 | 4.10 | 65251.00 | 24815.00 | 90066.00 | 4.43 |
| 8 | HARYANA | 0.00 | 5565.00 | 5565.00 | .76 | 0.00 | 7450.00 | 7450.00 | .78 | 0.00 | 7150.00 | 7150.00 | .49 |
| 9 | HIMACHAL PRADESH | 0.00 | 0.00 | 0.00 | .00 | 0.00 | 0.00 | 0.00 | .00 | 6000.00 | 0.00 | 6000.00 | 4.70 |
| 10 | JAMMU & KASHMIR | ... | ... | ... | ... | ... | ... | ... | ... | ... | ... | ... | ... |
| 11 | JHARKHAND | 704971.00 | 0.00 | 704971.00 | 78.98 | 798600.00 | 40.00 | 798640.00 | 74.02 | 579550.00 | 160.00 | 579710.00 | 45.79 |
| 12 | KARNATAKA | 799791.00 | 28584.00 | 828375.00 | 48.94 | 708031.00 | 35736.00 | 743767.00 | 39.97 | 659149.00 | 37419.00 | 696568.00 | 36.04 |
| 13 | KERALA | 52893.00 | 21022.00 | 73915.00 | 4.33 | 30600.00 | 37506.00 | 68106.00 | 3.16 | 14600.00 | 18485.00 | 33085.00 | 1.60 |
| 14 | MADHYA PRADESH | 13153.00 | 7466.00 | 20619.00 | 2.89 | 31200.00 | 5500.00 | 36700.00 | 3.71 | 57520.00 | 5000.00 | 62520.00 | 4.91 |
| 15 | MAHARASHTRA | 133485.00 | 10900.00 | 144385.00 | 3.18 | 143227.00 | 11196.00 | 154423.00 | 3.24 | 103235.00 | 12363.00 | 115598.00 | 2.66 |
| 16 | MANIPUR | ... | ... | ... | ... | ... | ... | ... | ... | ... | ... | ... | ... |
| 17 | MEGHALAYA | 729.00 | 0.00 | 729.00 | .50 | 4878.00 | 10.00 | 4888.00 | 10.96 | 6400.00 | 11.00 | 6411.00 | 6.15 |
| 18 | MIZORAM | ... | ... | ... | ... | ... | ... | ... | ... | ... | ... | ... | ... |
| 19 | NAGALAND | 1366.00 | 0.00 | 1366.00 | .84 | 1550.00 | 46.00 | 1596.00 | 2.16 | 1900.00 | 739.00 | 2639.00 | 3.98 |
| 20 | ORISSA | 0.00 | 7524.00 | 7524.00 | 2.86 | 21370.00 | 7524.00 | 28894.00 | 11.95 | 105000.00 | 6200.00 | 111200.00 | 25.58 |
| 21 | PUNJAB | 0.00 | 102057.00 | 102057.00 | 30.31 | 0.00 | 127746.00 | 127746.00 | 33.51 | 0.00 | 150137.00 | 150137.00 | 32.06 |
| 22 | RAJASTHAN | 0.00 | 0.00 | 0.00 | .00 | 1001.00 | 0.00 | 1001.00 | .24 | 4.00 | 0.00 | 4.00 | .00 |
| 23 | SIKKIM | ... | ... | ... | ... | ... | ... | ... | ... | ... | ... | ... | ... |
| 24 | TAMIL NADU | 0.00 | 91083.00 | 91083.00 | 5.43 | 38000.00 | 82312.00 | 120312.00 | 6.04 | 28000.00 | 76172.00 | 104172.00 | 5.15 |
| 25 | TRIPURA | 1165.00 | 1906.00 | 3071.00 | 8.04 | 1245.00 | 2615.00 | 3860.00 | 19.14 | 1280.00 | 2910.00 | 4190.00 | 9.99 |
| 26 | UTTARAKHAND | 108442.00 | 12074.00 | 120516.00 | 24.16 | 172600.00 | 9719.00 | 182319.00 | 32.36 | 48400.00 | 10869.00 | 59269.00 | 9.56 |
| 27 | UTTAR PRADESH | 0.00 | 18435.00 | 18435.00 | 2.47 | 0.00 | 18813.00 | 18813.00 | 1.29 | 0.00 | 21016.00 | 21016.00 | 1.17 |
| 28 | WEST BENGAL | 707362.00 | 27310.00 | 734672.00 | 52.84 | 1392525.00 | 31592.00 | 1424117.00 | 64.18 | 888400.00 | 32800.00 | 921200.00 | 52.44 |
| TOTAL STATES | | 2554304.00 | 364164.00 | 2918468.00 | 14.40 | 3383902.00 | 419707.00 | 3803609.00 | 15.49 | 2576929.00 | 417446.00 | 2994375.00 | 11.34 |
| 29 | A. & N. ISLANDS | 31695.00 | 0.00 | 31695.00 | 49.23 | 24000.00 | 0.00 | 24000.00 | 37.91 | 10700.00 | 0.00 | 10700.00 | 19.89 |
| 30 | CHANDIGARH | ... | ... | ... | ... | ... | ... | ... | ... | ... | ... | ... | ... |
| 31 | DADRA & NAGAR HAVELI | ... | ... | ... | ... | ... | ... | ... | ... | ... | ... | ... | ... |
| 32 | DAMAN & DIU | 1006.00 | 0.00 | 1006.00 | 5.52 | 1400.00 | 0.00 | 1400.00 | 6.17 | 1400.00 | 0.00 | 1400.00 | 7.00 |
| 33 | DELHI | 12372.00 | 0.00 | 12372.00 | 2.08 | 15650.00 | 0.00 | 15650.00 | 1.97 | 134000.00 | 0.00 | 134000.00 | 8.93 |
| 34 | LAKSHADWEEP | ... | ... | ... | ... | ... | ... | ... | ... | ... | ... | ... | ... |
| 35 | PUDUCHERRY | 71400.00 | 0.00 | 71400.00 | 41.33 | 52500.00 | 0.00 | 52500.00 | 31.35 | 36052.00 | 0.00 | 36052.00 | 21.03 |
| TOTAL U. T. | | 116473.00 | 0.00 | 116473.00 | 10.94 | 93550.00 | 0.00 | 93550.00 | 7.26 | 182152.00 | 0.00 | 182152.00 | 9.15 |
| TOTAL (STATE & UTs) | | 2670777.00 | 364164.00 | 3034941.00 | 14.23 | 3477452.00 | 419707.00 | 3897159.00 | 15.08 | 2759081.00 | 417446.00 | 3176527.00 | 11.19 |

..NICNET..

STATEMENT NO. (17): PLAN & NON-PLAN BUDGETED EXPENDITURE ON PHYSICAL EDUCATION

ACCOUNT: REVENUE ACCOUNT
PROGRAM: TOTAL EXPENDITURE

(RUPEES IN THOUSANDS)

| SL. NO. | STATE/UNION TERRITORY | 2005-06 (ACTUALS) | | | | 2006-07 (R.E.) | | | | 2007-08 (B.E.) | | | |
|---------|-----------------------|-------------------|-----------|-----------|----------------------------------|----------------|-----------|-----------|----------------------------------|----------------|-----------|-----------|----------------------------------|
| | | PLAN | NON-PLAN | TOTAL | % AGE TO TOTAL EXP. ON EDUCATION | PLAN | NON-PLAN | TOTAL | % AGE TO TOTAL EXP. ON EDUCATION | PLAN | NON-PLAN | TOTAL | % AGE TO TOTAL EXP. ON EDUCATION |
| 1 | ANDHRA PRADESH | 0.00 | 12526.00 | 12526.00 | .02 | 929.00 | 14409.00 | 15338.00 | .03 | 950.00 | 16817.00 | 17767.00 | .03 |
| 2 | ARUNACHAL PRADESH | 3947.00 | 4521.00 | 8468.00 | .42 | 18059.00 | 7997.00 | 26056.00 | 1.21 | 25000.00 | 9032.00 | 34032.00 | 1.65 |
| 3 | ASSAM | 1566.00 | 59299.00 | 60865.00 | .25 | 1200.00 | 69563.00 | 70763.00 | .20 | 0.00 | 76252.00 | 76252.00 | .22 |
| 4 | BIHAR | 0.00 | 10408.00 | 10408.00 | .02 | 0.00 | 26695.00 | 26695.00 | .05 | 0.00 | 22468.00 | 22468.00 | .05 |
| 5 | CHHATTISGARH | 0.00 | 2217.00 | 2217.00 | .02 | 0.00 | 3822.00 | 3822.00 | .02 | 0.00 | 4587.00 | 4587.00 | .03 |
| 6 | GOA | 0.00 | 0.00 | 0.00 | .00 | 0.00 | 0.00 | 0.00 | .00 | 24200.00 | 28750.00 | 52950.00 | 1.56 |
| 7 | GUJARAT | 13264.00 | 0.00 | 13264.00 | .03 | 12000.00 | 0.00 | 12000.00 | .03 | 13930.00 | 0.00 | 13930.00 | .03 |
| 8 | HARYANA | ... | ... | ... | ... | ... | ... | ... | ... | ... | ... | ... | ... |
| 9 | HIMACHAL PRADESH | 0.00 | 1891.00 | 1891.00 | .02 | 0.00 | 2048.00 | 2048.00 | .02 | 0.00 | 2117.00 | 2117.00 | .01 |
| 10 | JAMMU & KASHMIR | 0.00 | 0.00 | 0.00 | .00 | 0.00 | 60900.00 | 60900.00 | .53 | 0.00 | 63300.00 | 63300.00 | .51 |
| 11 | JHARKHAND | 0.00 | 2579.00 | 2579.00 | .02 | 0.00 | 4275.00 | 4275.00 | .02 | 0.00 | 3846.00 | 3846.00 | .02 |
| 12 | KARNATAKA | 0.00 | 1236.00 | 1236.00 | .00 | 0.00 | 1497.00 | 1497.00 | .00 | 0.00 | 1695.00 | 1695.00 | .00 |
| 13 | KERALA | 0.00 | 3078.00 | 3078.00 | .01 | 1000.00 | 4785.00 | 5785.00 | .01 | 1200.00 | 5883.00 | 7083.00 | .01 |
| 14 | MADHYA PRADESH | 0.00 | 4377.00 | 4377.00 | .02 | 0.00 | 5682.00 | 5682.00 | .02 | 0.00 | 6207.00 | 6207.00 | .02 |
| 15 | MAHARASHTRA | 0.00 | 44637.00 | 44637.00 | .04 | 0.00 | 53315.00 | 53315.00 | .04 | 0.00 | 44264.00 | 44264.00 | .04 |
| 16 | MANIPUR | 599.00 | 27877.00 | 28476.00 | .74 | 600.00 | 13929.00 | 14529.00 | .44 | 600.00 | 15477.00 | 16077.00 | .47 |
| 17 | MEGHALAYA | 0.00 | 0.00 | 0.00 | .00 | 50.00 | 41.00 | 91.00 | .00 | 50.00 | 46.00 | 96.00 | .00 |
| 18 | MIZORAM | ... | ... | ... | ... | ... | ... | ... | ... | ... | ... | ... | ... |
| 19 | NAGALAND | ... | ... | ... | ... | ... | ... | ... | ... | ... | ... | ... | ... |
| 20 | ORISSA | 3455.00 | 13599.00 | 17054.00 | .07 | 4132.00 | 29604.00 | 33736.00 | .14 | 4493.00 | 6001.00 | 10494.00 | .04 |
| 21 | PUNJAB | 9389.00 | 0.00 | 9389.00 | .04 | 10459.00 | 0.00 | 10459.00 | .04 | 11228.00 | 0.00 | 11228.00 | .04 |
| 22 | RAJASTHAN | 5522.00 | 17991.00 | 23513.00 | .05 | 3510.00 | 19104.00 | 22614.00 | .05 | 2400.00 | 20823.00 | 23223.00 | .04 |
| 23 | SIKKIM | ... | ... | ... | ... | ... | ... | ... | ... | ... | ... | ... | ... |
| 24 | TAMIL NADU | 5000.00 | 9887.00 | 14887.00 | .03 | 18627.00 | 11277.00 | 29904.00 | .04 | 38627.00 | 15412.00 | 54039.00 | .07 |
| 25 | TRIPURA | 2068.00 | 124514.00 | 126582.00 | 2.94 | 3695.00 | 143300.00 | 146995.00 | 3.09 | 5466.00 | 157945.00 | 163411.00 | 2.92 |
| 26 | UTTARAKHAND | ... | ... | ... | ... | ... | ... | ... | ... | ... | ... | ... | ... |
| 27 | UTTAR PRADESH | 0.00 | 0.00 | 0.00 | .00 | 500.00 | 0.00 | 500.00 | .00 | 500.00 | 0.00 | 500.00 | .00 |
| 28 | WEST BENGAL | 14417.00 | 22124.00 | 36541.00 | .07 | 19055.00 | 26722.00 | 45777.00 | .07 | 19000.00 | 28273.00 | 47273.00 | .08 |
| | TOTAL STATES | 59227.00 | 362761.00 | 421988.00 | .06 | 93816.00 | 498965.00 | 592781.00 | .07 | 147644.00 | 529195.00 | 676839.00 | .07 |
| 29 | A. & N. ISLANDS | ... | ... | ... | ... | ... | ... | ... | ... | ... | ... | ... | ... |
| 30 | CHANDIGARH | 18320.00 | 20545.00 | 38865.00 | 2.26 | 23100.00 | 24878.00 | 47978.00 | 2.58 | 46200.00 | 25667.00 | 71867.00 | 3.64 |
| 31 | DADRA & NAGAR HAVELI | ... | ... | ... | ... | ... | ... | ... | ... | ... | ... | ... | ... |
| 32 | DAMAN & DIU | ... | ... | ... | ... | ... | ... | ... | ... | ... | ... | ... | ... |
| 33 | DELHI | 3162.00 | 431.00 | 3593.00 | .02 | 3500.00 | 505.00 | 4005.00 | .02 | 2500.00 | 1157.00 | 3657.00 | .02 |
| 34 | LAKSHADWEEP | ... | ... | ... | ... | ... | ... | ... | ... | ... | ... | ... | ... |
| 35 | PUDUCHERRY | 668.00 | 4087.00 | 4755.00 | .26 | 2667.00 | 4461.00 | 7128.00 | .34 | 2667.00 | 4556.00 | 7223.00 | .33 |
| | TOTAL U.T. | 22150.00 | 25063.00 | 47213.00 | .23 | 29267.00 | 29844.00 | 59111.00 | .25 | 51367.00 | 31380.00 | 82747.00 | .30 |
| | TOTAL (STATE & UTs) | 81377.00 | 387824.00 | 469201.00 | .06 | 123083.00 | 528809.00 | 651892.00 | .07 | 199011.00 | 560575.00 | 759586.00 | .08 |
| | CENTRE TOTAL | ... | 6500.00 | 6500.00 | .00 | ... | ... | .00 | .00 | ... | ... | .00 | .00 |
| | GRAND TOTAL | 81377.00 | 394324.00 | 475701.00 | .05 | 123083.00 | 528809.00 | 651892.00 | .06 | 199011.00 | 560575.00 | 759586.00 | .06 |

..NICNET..

STATEMENT NO. (18): PLAN & NON-PLAN BUDGETED EXPENDITURE ON PHYSICAL EDUCATION (Sub-head wise)

ACCOUNT: REVENUE ACCOUNT
PROGRAM: PHYSICAL EDUCATION

(RUPEES IN THOUSANDS)

| SL. NO. | STATE/UNION TERRITORY | 2005-06 (ACTUALS) | | | | 2006-07 (R.E.) | | | | 2007-08 (B.E.) | | | |
|---------------------|-----------------------|-------------------|-----------|-----------|----------------------------------|----------------|-----------|-----------|----------------------------------|----------------|-----------|-----------|----------------------------------|
| | | PLAN | NON-PLAN | TOTAL | % AGE TO TOTAL EXP. ON PHY. EDU. | PLAN | NON-PLAN | TOTAL | % AGE TO TOTAL EXP. ON PHY. EDU. | PLAN | NON-PLAN | TOTAL | % AGE TO TOTAL EXP. ON PHY. EDU. |
| 1 | ANDHRA PRADESH | 0.00 | 12526.00 | 12526.00 | 100.00 | 929.00 | 14409.00 | 15338.00 | 100.00 | 950.00 | 16817.00 | 17767.00 | 100.00 |
| 2 | ARUNACHAL PRADESH | 3947.00 | 4521.00 | 8468.00 | 100.00 | 18059.00 | 7997.00 | 26056.00 | 100.00 | 25000.00 | 9032.00 | 34032.00 | 100.00 |
| 3 | ASSAM | 1566.00 | 59299.00 | 60865.00 | 100.00 | 1200.00 | 69563.00 | 70763.00 | 100.00 | 0.00 | 76252.00 | 76252.00 | 100.00 |
| 4 | BIHAR | 0.00 | 10408.00 | 10408.00 | 100.00 | 0.00 | 26695.00 | 26695.00 | 100.00 | 0.00 | 22468.00 | 22468.00 | 100.00 |
| 5 | CHHATTISGARH | 0.00 | 2217.00 | 2217.00 | 100.00 | 0.00 | 3822.00 | 3822.00 | 100.00 | 0.00 | 4587.00 | 4587.00 | 100.00 |
| 6 | GOA | 0.00 | 0.00 | 0.00 | 0.00 | 0.00 | 0.00 | 0.00 | 0.00 | 24200.00 | 28750.00 | 52950.00 | 100.00 |
| 7 | GUJARAT | 13264.00 | 0.00 | 13264.00 | 100.00 | 12000.00 | 0.00 | 12000.00 | 100.00 | 13930.00 | 0.00 | 13930.00 | 100.00 |
| 8 | HARYANA | ... | ... | ... | ... | ... | ... | ... | ... | ... | ... | ... | ... |
| 9 | HIMACHAL PRADESH | 0.00 | 1891.00 | 1891.00 | 100.00 | 0.00 | 2048.00 | 2048.00 | 100.00 | 0.00 | 2117.00 | 2117.00 | 100.00 |
| 10 | JAMMU & KASHMIR | 0.00 | 0.00 | 0.00 | 0.00 | 0.00 | 60900.00 | 60900.00 | 100.00 | 0.00 | 63300.00 | 63300.00 | 100.00 |
| 11 | JHARKHAND | 0.00 | 2579.00 | 2579.00 | 100.00 | 0.00 | 4275.00 | 4275.00 | 100.00 | 0.00 | 3846.00 | 3846.00 | 100.00 |
| 12 | KARNATAKA | 0.00 | 1236.00 | 1236.00 | 100.00 | 0.00 | 1497.00 | 1497.00 | 100.00 | 0.00 | 1695.00 | 1695.00 | 100.00 |
| 13 | KERALA | 0.00 | 3078.00 | 3078.00 | 100.00 | 1000.00 | 4785.00 | 5785.00 | 100.00 | 1200.00 | 5883.00 | 7083.00 | 100.00 |
| 14 | MADHYA PRADESH | 0.00 | 4377.00 | 4377.00 | 100.00 | 0.00 | 5682.00 | 5682.00 | 100.00 | 0.00 | 6207.00 | 6207.00 | 100.00 |
| 15 | MAHARASHTRA | 0.00 | 44637.00 | 44637.00 | 100.00 | 0.00 | 53315.00 | 53315.00 | 100.00 | 0.00 | 44264.00 | 44264.00 | 100.00 |
| 16 | MANIPUR | 599.00 | 27877.00 | 28476.00 | 100.00 | 600.00 | 13929.00 | 14529.00 | 100.00 | 600.00 | 15477.00 | 16077.00 | 100.00 |
| 17 | MEGHALAYA | 0.00 | 0.00 | 0.00 | 0.00 | 50.00 | 41.00 | 91.00 | 100.00 | 50.00 | 46.00 | 96.00 | 100.00 |
| 18 | MIZORAM | ... | ... | ... | ... | ... | ... | ... | ... | ... | ... | ... | ... |
| 19 | NAGALAND | ... | ... | ... | ... | ... | ... | ... | ... | ... | ... | ... | ... |
| 20 | ORISSA | 3455.00 | 13599.00 | 17054.00 | 100.00 | 4132.00 | 29604.00 | 33736.00 | 100.00 | 4493.00 | 6001.00 | 10494.00 | 100.00 |
| 21 | PUNJAB | 9389.00 | 0.00 | 9389.00 | 100.00 | 10459.00 | 0.00 | 10459.00 | 100.00 | 11228.00 | 0.00 | 11228.00 | 100.00 |
| 22 | RAJASTHAN | 5522.00 | 17991.00 | 23513.00 | 100.00 | 3510.00 | 19104.00 | 22614.00 | 100.00 | 2400.00 | 20823.00 | 23223.00 | 100.00 |
| 23 | SIKKIM | ... | ... | ... | ... | ... | ... | ... | ... | ... | ... | ... | ... |
| 24 | TAMIL NADU | 5000.00 | 9887.00 | 14887.00 | 100.00 | 18627.00 | 11277.00 | 29904.00 | 100.00 | 38627.00 | 15412.00 | 54039.00 | 100.00 |
| 25 | TRIPURA | 2068.00 | 124514.00 | 126582.00 | 100.00 | 3695.00 | 143300.00 | 146995.00 | 100.00 | 5466.00 | 157945.00 | 163411.00 | 100.00 |
| 26 | UTTARAKHAND | ... | ... | ... | ... | ... | ... | ... | ... | ... | ... | ... | ... |
| 27 | UTTAR PRADESH | 0.00 | 0.00 | 0.00 | 0.00 | 500.00 | 0.00 | 500.00 | 100.00 | 500.00 | 0.00 | 500.00 | 100.00 |
| 28 | WEST BENGAL | 14417.00 | 22124.00 | 36541.00 | 100.00 | 19055.00 | 26722.00 | 45777.00 | 100.00 | 19000.00 | 28273.00 | 47273.00 | 100.00 |
| TOTAL STATES | | 59227.00 | 362761.00 | 421988.00 | 100.00 | 93816.00 | 498965.00 | 592781.00 | 100.00 | 147644.00 | 529195.00 | 676839.00 | 100.00 |
| 29 | A. & N. ISLANDS | ... | ... | ... | ... | ... | ... | ... | ... | ... | ... | ... | ... |
| 30 | CHANDIGARH | 18320.00 | 20545.00 | 38865.00 | 100.00 | 23100.00 | 24878.00 | 47978.00 | 100.00 | 46200.00 | 25667.00 | 71867.00 | 100.00 |
| 31 | DADRA & NAGAR HAVELI | ... | ... | ... | ... | ... | ... | ... | ... | ... | ... | ... | ... |
| 32 | DAMAN & DIU | ... | ... | ... | ... | ... | ... | ... | ... | ... | ... | ... | ... |
| 33 | DELHI | 3162.00 | 431.00 | 3593.00 | 100.00 | 3500.00 | 505.00 | 4005.00 | 100.00 | 2500.00 | 1157.00 | 3657.00 | 100.00 |
| 34 | LAKSHADWEEP | ... | ... | ... | ... | ... | ... | ... | ... | ... | ... | ... | ... |
| 35 | PUDUCHERRY | 668.00 | 4087.00 | 4755.00 | 100.00 | 2667.00 | 4461.00 | 7128.00 | 100.00 | 2667.00 | 4556.00 | 7223.00 | 100.00 |
| TOTAL U.T. | | 22150.00 | 25063.00 | 47213.00 | 100.00 | 29267.00 | 29844.00 | 59111.00 | 100.00 | 51367.00 | 31380.00 | 82747.00 | 100.00 |
| TOTAL (STATE & UTs) | | 81377.00 | 387824.00 | 469201.00 | 100.00 | 123083.00 | 528809.00 | 651892.00 | 100.00 | 199011.00 | 560575.00 | 759586.00 | 100.00 |

..NICNET..

STATEMENT NO. (19): PLAN & NON-PLAN BUDGETED EXPENDITURE ON GENERAL

ACCOUNT: REVENUE ACCOUNT
PROGRAM: TOTAL EXPENDITURE

(RUPEES IN THOUSANDS)

| SL. NO. | STATE/UNION TERRITORY | 2005-06 (ACTUALS) | | | | 2006-07 (R.E.) | | | | 2007-08 (B.E.) | | | |
|---------------------|-----------------------|-------------------|------------|------------|----------------------------------|----------------|------------|-------------|----------------------------------|----------------|------------|-------------|----------------------------------|
| | | PLAN | NON-PLAN | TOTAL | % AGE TO TOTAL EXP. ON EDUCATION | PLAN | NON-PLAN | TOTAL | % AGE TO TOTAL EXP. ON EDUCATION | PLAN | NON-PLAN | TOTAL | % AGE TO TOTAL EXP. ON EDUCATION |
| 1 | ANDHRA PRADESH | 58907.00 | 341083.00 | 399990.00 | .79 | 123657.00 | 429017.00 | 552674.00 | .94 | 141016.00 | 482355.00 | 623371.00 | .93 |
| 2 | ARUNACHAL PRADESH | 7755.00 | 12479.00 | 20234.00 | 1.00 | 10984.00 | 14037.00 | 25021.00 | 1.16 | 13000.00 | 15688.00 | 28688.00 | 1.39 |
| 3 | ASSAM | 17832.00 | 157930.00 | 175762.00 | .72 | 3100.00 | 179977.00 | 183077.00 | .53 | 4900.00 | 268544.00 | 273444.00 | .79 |
| 4 | BIHAR | 4050.00 | 70345.00 | 74395.00 | .17 | 25203.00 | 101240.00 | 126443.00 | .25 | 16650.00 | 94249.00 | 110899.00 | .23 |
| 5 | CHHATTISGARH | 3909.00 | 16336.00 | 20245.00 | .17 | 258355.00 | 24590.00 | 282945.00 | 1.76 | 246759.00 | 21674.00 | 268433.00 | 1.51 |
| 6 | COA | 3244.00 | 26749.00 | 29993.00 | 1.02 | 5300.00 | 28730.00 | 34030.00 | .94 | 4501.00 | 30272.00 | 34773.00 | 1.02 |
| 7 | GUJARAT | 446226.00 | 489173.00 | 935399.00 | 2.31 | 693820.00 | 443278.00 | 1137098.00 | 2.63 | 809444.00 | 462142.00 | 1271586.00 | 2.76 |
| 8 | HARYANA | 972.00 | 126486.00 | 127458.00 | .69 | 10000.00 | 136608.00 | 146608.00 | .69 | 5000.00 | 151454.00 | 156454.00 | .62 |
| 9 | HIMACHAL PRADESH | 2380.00 | 40724.00 | 43104.00 | .37 | 4400.00 | 45612.00 | 50012.00 | .40 | 4500.00 | 47440.00 | 51940.00 | .35 |
| 10 | JAMMU & KASHMIR | 0.00 | 23895.00 | 23895.00 | .35 | 7144.00 | 30557.00 | 37701.00 | .33 | 9730.00 | 34489.00 | 44219.00 | .36 |
| 11 | JHARKHAND | ... | ... | ... | ... | ... | ... | ... | ... | ... | ... | ... | ... |
| 12 | KARNATAKA | 740867.00 | 28490.00 | 769357.00 | 1.62 | 1007444.00 | 31401.00 | 1038845.00 | 1.83 | 1611180.00 | 33805.00 | 1644985.00 | 2.44 |
| 13 | KERALA | 297712.00 | 41601.00 | 339313.00 | 1.01 | 286300.00 | 61519.00 | 347819.00 | .73 | 84900.00 | 67663.00 | 152563.00 | .25 |
| 14 | MADHYA PRADESH | 130909.00 | 64985.00 | 195894.00 | .69 | 105100.00 | 67001.00 | 172101.00 | .50 | 110000.00 | 77079.00 | 187079.00 | .47 |
| 15 | MAHARASHTRA | 215470.00 | 517153.00 | 732623.00 | .69 | 311575.00 | 499446.00 | 811021.00 | .66 | 407143.00 | 476358.00 | 883501.00 | .73 |
| 16 | MANIPUR | 13638.00 | 40440.00 | 54078.00 | 1.40 | 10480.00 | 38203.00 | 48683.00 | 1.47 | 4225.00 | 38334.00 | 42559.00 | 1.25 |
| 17 | MEGHALAYA | 17896.00 | 53387.00 | 71283.00 | 2.52 | 20660.00 | 79875.00 | 100535.00 | 3.30 | 35000.00 | 111724.00 | 146724.00 | 3.96 |
| 18 | MIZORAM | 13988.00 | 26477.00 | 40465.00 | 1.65 | 19670.00 | 25320.00 | 44990.00 | 1.73 | 29000.00 | 28930.00 | 57930.00 | 2.15 |
| 19 | NAGALAND | ... | ... | ... | ... | ... | ... | ... | ... | ... | ... | ... | ... |
| 20 | ORISSA | 905.00 | 12089.00 | 12994.00 | .06 | 1200.00 | 15818.00 | 17018.00 | .07 | 6200.00 | 17220.00 | 23420.00 | .09 |
| 21 | PUNJAB | 0.00 | 125285.00 | 125285.00 | .56 | 0.00 | 123847.00 | 123847.00 | .50 | 0.00 | 134751.00 | 134751.00 | .49 |
| 22 | RAJASTHAN | 8417.00 | 78452.00 | 86869.00 | .19 | 13611.00 | 77714.00 | 91325.00 | .19 | 10535.00 | 85305.00 | 95840.00 | .18 |
| 23 | SIKKIM | 31013.00 | 24740.00 | 55753.00 | 3.04 | 32000.00 | 22379.00 | 54379.00 | 2.86 | 37900.00 | 21698.00 | 59598.00 | 2.94 |
| 24 | TAMIL NADU | 9990.00 | 3453064.00 | 3463054.00 | 7.07 | 11600.00 | 3500000.00 | 3511600.00 | 5.22 | 11600.00 | 3000000.00 | 3011600.00 | 3.72 |
| 25 | TRIPURA | 0.00 | 97625.00 | 97625.00 | 2.27 | 0.00 | 42960.00 | 42960.00 | .90 | 0.00 | 47123.00 | 47123.00 | .84 |
| 26 | UTTARAKHAND | 289.00 | 53048.00 | 53337.00 | .47 | 538.00 | 48798.00 | 49336.00 | .39 | 2985.00 | 59970.00 | 62955.00 | .43 |
| 27 | UTTAR PRADESH | 1011.00 | 91095.00 | 92106.00 | .11 | 55718.00 | 118893.00 | 174611.00 | .18 | 15853.00 | 150308.00 | 166161.00 | .17 |
| 28 | WEST BENGAL | 21610.00 | 605606.00 | 627216.00 | 1.16 | 66957.00 | 623099.00 | 690056.00 | 1.11 | 106672.00 | 664234.00 | 770906.00 | 1.23 |
| TOTAL STATES | | 2048990.00 | 6618737.00 | 8667727.00 | 1.16 | 3084816.00 | 6809919.00 | 9894735.00 | 1.11 | 3728693.00 | 6622809.00 | 10351502.00 | 1.07 |
| 29 | A. & N. ISLANDS | 19109.00 | 18695.00 | 37804.00 | 3.44 | 26459.00 | 20476.00 | 46935.00 | 3.72 | 26936.00 | 21107.00 | 48043.00 | 3.71 |
| 30 | CHANDIGARH | 584.00 | 13870.00 | 14454.00 | .84 | 500.00 | 14340.00 | 14840.00 | .80 | 100.00 | 14470.00 | 14570.00 | .74 |
| 31 | DADRA & NAGAR HAVELI | 6290.00 | 5584.00 | 11874.00 | 5.40 | 6200.00 | 6000.00 | 12200.00 | 5.23 | 8100.00 | 6500.00 | 14600.00 | 5.93 |
| 32 | DAMAN & DIU | 5421.00 | 181.00 | 5602.00 | 3.00 | 8400.00 | 1500.00 | 9900.00 | 4.82 | 8000.00 | 1500.00 | 9500.00 | 4.64 |
| 33 | DELHI | 168032.00 | 187820.00 | 355852.00 | 2.31 | 206600.00 | 204273.00 | 410873.00 | 2.31 | 489000.00 | 267663.00 | 756663.00 | 3.48 |
| 34 | LAKSHADWEEP | 0.00 | 5966.00 | 5966.00 | 4.32 | 500.00 | 10062.00 | 10562.00 | 6.42 | 600.00 | 7150.00 | 7750.00 | 4.37 |
| 35 | PUDUCHERRY | 4125.00 | 27777.00 | 31902.00 | 1.74 | 6282.00 | 34978.00 | 41260.00 | 1.96 | 6229.00 | 35207.00 | 41436.00 | 1.87 |
| TOTAL U. T. | | 203561.00 | 259893.00 | 463454.00 | 2.25 | 254941.00 | 291629.00 | 546570.00 | 2.32 | 538965.00 | 353597.00 | 892562.00 | 3.20 |
| TOTAL (STATE & UTs) | | 2252551.00 | 6878630.00 | 9131181.00 | 1.19 | 3339757.00 | 7101548.00 | 10441305.00 | 1.14 | 4267658.00 | 6976406.00 | 11244064.00 | 1.13 |
| CENTRE TOTAL | | 242920.00 | 527810.00 | 770730.00 | .43 | 498900.00 | 603500.00 | 1102400.00 | .45 | 420000.00 | 625900.00 | 1045900.00 | .32 |
| GRAND TOTAL | | 2495471.00 | 7406440.00 | 9901911.00 | 1.05 | 3838657.00 | 7705048.00 | 11543705.00 | 1.00 | 4687658.00 | 7602306.00 | 12289964.00 | .93 |

..NICNET..

STATEMENT NO. (20): PLAN & NON-PLAN BUDGETED EXPENDITURE ON GENERAL (Sub-head wise)

ACCOUNT: REVENUE ACCOUNT
PROGRAM: DIRECTION & ADMINISTRATION

(RUPEES IN THOUSANDS)

| SL. NO. | STATE/UNION TERRITORY | 2005-06 (ACTUALS) | | | | 2006-07 (R.E.) | | | | 2007-08 (B.E.) | | | |
|---------|-----------------------|-------------------|------------|------------|--------------------------------|----------------|------------|------------|--------------------------------|----------------|------------|------------|--------------------------------|
| | | PLAN | NON-PLAN | TOTAL | % AGE TO TOTAL EXP. ON GENERAL | PLAN | NON-PLAN | TOTAL | % AGE TO TOTAL EXP. ON GENERAL | PLAN | NON-PLAN | TOTAL | % AGE TO TOTAL EXP. ON GENERAL |
| 1 | ANDHRA PRADESH | 51593.00 | 299753.00 | 351346.00 | 87.84 | 103591.00 | 388109.00 | 491700.00 | 88.97 | 98426.00 | 436331.00 | 534757.00 | 85.78 |
| 2 | ARUNACHAL PRADESH | 7755.00 | 12479.00 | 20234.00 | 100.00 | 10984.00 | 14037.00 | 25021.00 | 100.00 | 9500.00 | 15688.00 | 25188.00 | 87.80 |
| 3 | ASSAM | 2955.00 | 20510.00 | 23465.00 | 13.35 | 850.00 | 98704.00 | 99554.00 | 54.38 | 2116.00 | 177863.00 | 179979.00 | 65.82 |
| 4 | BIHAR | 0.00 | 16105.00 | 16105.00 | 21.65 | 0.00 | 18954.00 | 18954.00 | 14.99 | 0.00 | 20920.00 | 20920.00 | 18.86 |
| 5 | CHHATTISGARH | 3500.00 | 14906.00 | 18406.00 | 90.92 | 16796.00 | 21590.00 | 38386.00 | 13.57 | 5200.00 | 19624.00 | 24824.00 | 9.25 |
| 6 | COA | 3244.00 | 26749.00 | 29993.00 | 100.00 | 5300.00 | 28605.00 | 33905.00 | 99.63 | 4501.00 | 30147.00 | 34648.00 | 99.64 |
| 7 | GUJARAT | 105620.00 | 160458.00 | 266078.00 | 28.45 | 101600.00 | 157395.00 | 258995.00 | 22.78 | 193144.00 | 163437.00 | 356581.00 | 28.04 |
| 8 | HARYANA | 972.00 | 126461.00 | 127433.00 | 99.98 | 10000.00 | 136583.00 | 146583.00 | 99.98 | 5000.00 | 151429.00 | 156429.00 | 99.98 |
| 9 | HIMACHAL PRADESH | ... | ... | ... | ... | ... | ... | ... | ... | ... | ... | ... | ... |
| 10 | JAMMU & KASHMIR | ... | ... | ... | ... | ... | ... | ... | ... | ... | ... | ... | ... |
| 11 | JHARKHAND | ... | ... | ... | ... | ... | ... | ... | ... | ... | ... | ... | ... |
| 12 | KARNATAKA | 0.00 | 2572.00 | 2572.00 | .33 | 0.00 | 2929.00 | 2929.00 | .28 | 0.00 | 3623.00 | 3623.00 | .22 |
| 13 | KERALA | ... | ... | ... | ... | ... | ... | ... | ... | ... | ... | ... | ... |
| 14 | MADHYA PRADESH | 40007.00 | 51960.00 | 91967.00 | 46.95 | 97600.00 | 53448.00 | 151048.00 | 87.77 | 110000.00 | 57471.00 | 167471.00 | 89.52 |
| 15 | MAHARASHTRA | 0.00 | 195868.00 | 195868.00 | 26.74 | 2500.00 | 215981.00 | 218481.00 | 26.94 | 2500.00 | 192076.00 | 194576.00 | 22.02 |
| 16 | MANIPUR | 9776.00 | 20859.00 | 30635.00 | 56.65 | 7080.00 | 18630.00 | 25710.00 | 52.81 | 790.00 | 18630.00 | 19420.00 | 45.63 |
| 17 | MEGHALAYA | 0.00 | 0.00 | 0.00 | .00 | 0.00 | 110.00 | 110.00 | .11 | 0.00 | 131.00 | 131.00 | .09 |
| 18 | MIZORAM | 3414.00 | 11863.00 | 15277.00 | 37.75 | 6090.00 | 10940.00 | 17030.00 | 37.85 | 7200.00 | 11530.00 | 18730.00 | 32.33 |
| 19 | NAGALAND | ... | ... | ... | ... | ... | ... | ... | ... | ... | ... | ... | ... |
| 20 | ORISSA | 0.00 | 9934.00 | 9934.00 | 76.45 | 0.00 | 12088.00 | 12088.00 | 71.03 | 0.00 | 12935.00 | 12935.00 | 55.23 |
| 21 | PUNJAB | 0.00 | 123922.00 | 123922.00 | 98.91 | 0.00 | 122607.00 | 122607.00 | 99.00 | 0.00 | 133511.00 | 133511.00 | 99.08 |
| 22 | RAJASTHAN | ... | ... | ... | ... | ... | ... | ... | ... | ... | ... | ... | ... |
| 23 | SIKKIM | 25025.00 | 24740.00 | 49765.00 | 89.26 | 24200.00 | 22379.00 | 46579.00 | 85.66 | 31400.00 | 21698.00 | 53098.00 | 89.09 |
| 24 | TAMIL NADU | ... | ... | ... | ... | ... | ... | ... | ... | ... | ... | ... | ... |
| 25 | TRIPURA | 0.00 | 97625.00 | 97625.00 | 100.00 | 0.00 | 42960.00 | 42960.00 | 100.00 | 0.00 | 47123.00 | 47123.00 | 100.00 |
| 26 | UTTARAKHAND | 0.00 | 0.00 | 0.00 | .00 | 0.00 | 0.00 | 0.00 | .00 | 667.00 | 0.00 | 667.00 | 1.06 |
| 27 | UTTAR PRADESH | 0.00 | 9946.00 | 9946.00 | 10.80 | 0.00 | 9990.00 | 9990.00 | 5.72 | 0.00 | 12442.00 | 12442.00 | 7.49 |
| 28 | WEST BENGAL | 341.00 | 460427.00 | 460768.00 | 73.46 | 2335.00 | 418634.00 | 420969.00 | 61.01 | 34500.00 | 451594.00 | 486094.00 | 63.05 |
| | TOTAL STATES | 254202.00 | 1687137.00 | 1941339.00 | 22.40 | 388926.00 | 1794673.00 | 2183599.00 | 22.07 | 504944.00 | 1978203.00 | 2483147.00 | 23.99 |
| 29 | A. & N. ISLANDS | 4248.00 | 18377.00 | 22625.00 | 59.85 | 7963.00 | 20133.00 | 28096.00 | 59.86 | 7200.00 | 20733.00 | 27933.00 | 58.14 |
| 30 | CHANDIGARH | 584.00 | 13870.00 | 14454.00 | 100.00 | 500.00 | 14340.00 | 14840.00 | 100.00 | 100.00 | 14470.00 | 14570.00 | 100.00 |
| 31 | DADRA & NAGAR HAVELI | 4291.00 | 3585.00 | 7876.00 | 66.33 | 4700.00 | 4500.00 | 9200.00 | 75.41 | 5100.00 | 4500.00 | 9600.00 | 65.75 |
| 32 | DAMAN & DIU | ... | ... | ... | ... | ... | ... | ... | ... | ... | ... | ... | ... |
| 33 | DELHI | 0.00 | 60121.00 | 60121.00 | 16.89 | 0.00 | 71850.00 | 71850.00 | 17.49 | 0.00 | 89930.00 | 89930.00 | 11.89 |
| 34 | LAKSHADWEEP | ... | ... | ... | ... | ... | ... | ... | ... | ... | ... | ... | ... |
| 35 | PUDUCHERRY | 2221.00 | 21703.00 | 23924.00 | 74.99 | 2721.00 | 28372.00 | 31093.00 | 75.36 | 2721.00 | 28242.00 | 30963.00 | 74.72 |
| | TOTAL U.T. | 11344.00 | 117656.00 | 129000.00 | 27.83 | 15884.00 | 139195.00 | 155079.00 | 28.37 | 15121.00 | 157875.00 | 172996.00 | 19.38 |
| | TOTAL (STATE & UTs) | 265546.00 | 1804793.00 | 2070339.00 | 22.67 | 404810.00 | 1933868.00 | 2338678.00 | 22.40 | 520065.00 | 2136078.00 | 2656143.00 | 23.62 |

..NICNET..

STATEMENT NO. (20): PLAN & NON-PLAN BUDGETED EXPENDITURE ON GENERAL (Sub-head wise)

ACCOUNT: REVENUE ACCOUNT
PROGRAM: SCHOLARSHIPS

(RUPEES IN THOUSANDS)

| SL. NO. | STATE/UNION TERRITORY | 2005-06 (ACTUALS) | | | | 2006-07 (R.E.) | | | | 2007-08 (B.E.) | | | |
|---------------------|-----------------------|-------------------|----------|-----------|--------------------------------|----------------|----------|-----------|--------------------------------|----------------|----------|-----------|--------------------------------|
| | | PLAN | NON-PLAN | TOTAL | % AGE TO TOTAL EXP. ON GENERAL | PLAN | NON-PLAN | TOTAL | % AGE TO TOTAL EXP. ON GENERAL | PLAN | NON-PLAN | TOTAL | % AGE TO TOTAL EXP. ON GENERAL |
| 1 | ANDHRA PRADESH | ... | ... | ... | ... | ... | ... | ... | ... | ... | ... | ... | ... |
| 2 | ARUNACHAL PRADESH | ... | ... | ... | ... | ... | ... | ... | ... | ... | ... | ... | ... |
| 3 | ASSAM | ... | ... | ... | ... | ... | ... | ... | ... | ... | ... | ... | ... |
| 4 | BIHAR | ... | ... | ... | ... | ... | ... | ... | ... | ... | ... | ... | ... |
| 5 | CHHATTISGARH | 0.00 | 86.00 | 86.00 | .42 | 0.00 | 400.00 | 400.00 | .14 | 0.00 | 400.00 | 400.00 | .15 |
| 6 | GOA | ... | ... | ... | ... | ... | ... | ... | ... | ... | ... | ... | ... |
| 7 | GUJARAT | 16257.00 | 7500.00 | 23757.00 | 2.54 | 17500.00 | 12725.00 | 30225.00 | 2.66 | 17000.00 | 10000.00 | 27000.00 | 2.12 |
| 8 | HARYANA | ... | ... | ... | ... | ... | ... | ... | ... | ... | ... | ... | ... |
| 9 | HIMACHAL PRADESH | 380.00 | 1979.00 | 2359.00 | 5.47 | 400.00 | 4469.00 | 4869.00 | 9.74 | 500.00 | 4469.00 | 4969.00 | 9.57 |
| 10 | JAMMU & KASHMIR | ... | ... | ... | ... | ... | ... | ... | ... | ... | ... | ... | ... |
| 11 | JHARKHAND | ... | ... | ... | ... | ... | ... | ... | ... | ... | ... | ... | ... |
| 12 | KARNATAKA | 0.00 | 21.00 | 21.00 | .00 | 0.00 | 200.00 | 200.00 | .02 | 0.00 | 208.00 | 208.00 | .01 |
| 13 | KERALA | ... | ... | ... | ... | ... | ... | ... | ... | ... | ... | ... | ... |
| 14 | MADHYA PRADESH | 0.00 | 1115.00 | 1115.00 | .57 | 0.00 | 1235.00 | 1235.00 | .72 | 0.00 | 2235.00 | 2235.00 | 1.19 |
| 15 | MAHARASHTRA | 0.00 | 34681.00 | 34681.00 | 4.73 | 0.00 | 32079.00 | 32079.00 | 3.96 | 0.00 | 33683.00 | 33683.00 | 3.81 |
| 16 | MANIPUR | 0.00 | 0.00 | 0.00 | .00 | 0.00 | 100.00 | 100.00 | .21 | 0.00 | 100.00 | 100.00 | .23 |
| 17 | MEGHALAYA | ... | ... | ... | ... | ... | ... | ... | ... | ... | ... | ... | ... |
| 18 | MIZORAM | ... | ... | ... | ... | ... | ... | ... | ... | ... | ... | ... | ... |
| 19 | NAGALAND | ... | ... | ... | ... | ... | ... | ... | ... | ... | ... | ... | ... |
| 20 | ORISSA | ... | ... | ... | ... | ... | ... | ... | ... | ... | ... | ... | ... |
| 21 | PUNJAB | 0.00 | 288.00 | 288.00 | .23 | 0.00 | 165.00 | 165.00 | .13 | 0.00 | 165.00 | 165.00 | .12 |
| 22 | RAJASTHAN | ... | ... | ... | ... | ... | ... | ... | ... | ... | ... | ... | ... |
| 23 | SIKKIM | 5988.00 | 0.00 | 5988.00 | 10.74 | 7800.00 | 0.00 | 7800.00 | 14.34 | 6500.00 | 0.00 | 6500.00 | 10.91 |
| 24 | TAMIL NADU | 9990.00 | 0.00 | 9990.00 | .29 | 11600.00 | 0.00 | 11600.00 | .33 | 11600.00 | 0.00 | 11600.00 | .39 |
| 25 | TRIPURA | ... | ... | ... | ... | ... | ... | ... | ... | ... | ... | ... | ... |
| 26 | UTTARAKHAND | ... | ... | ... | ... | ... | ... | ... | ... | ... | ... | ... | ... |
| 27 | UTTAR PRADESH | ... | ... | ... | ... | ... | ... | ... | ... | ... | ... | ... | ... |
| 28 | WEST BENGAL | 1463.00 | 7394.00 | 8857.00 | 1.41 | 1008.00 | 11330.00 | 12338.00 | 1.79 | 4558.00 | 11829.00 | 16387.00 | 2.13 |
| TOTAL STATES | | 34078.00 | 53064.00 | 87142.00 | 1.01 | 38308.00 | 62703.00 | 101011.00 | 1.02 | 40158.00 | 63089.00 | 103247.00 | 1.00 |
| 29 | A. & N. ISLANDS | 0.00 | 195.00 | 195.00 | .52 | 0.00 | 208.00 | 208.00 | .44 | 0.00 | 238.00 | 238.00 | .50 |
| 30 | CHANDIGARH | ... | ... | ... | ... | ... | ... | ... | ... | ... | ... | ... | ... |
| 31 | DADRA & NAGAR HAVELI | 1999.00 | 1999.00 | 3998.00 | 33.67 | 1500.00 | 1500.00 | 3000.00 | 24.59 | 3000.00 | 2000.00 | 5000.00 | 34.25 |
| 32 | DAMAN & DIU | 0.00 | 181.00 | 181.00 | 3.23 | 150.00 | 200.00 | 350.00 | 3.54 | 200.00 | 200.00 | 400.00 | 4.21 |
| 33 | DELHI | 96917.00 | 0.00 | 96917.00 | 27.24 | 102000.00 | 0.00 | 102000.00 | 24.83 | 110000.00 | 0.00 | 110000.00 | 14.54 |
| 34 | LAKSHADWEEP | ... | ... | ... | ... | ... | ... | ... | ... | ... | ... | ... | ... |
| 35 | PUDUCHERRY | 15.00 | 151.00 | 166.00 | .52 | 54.00 | 157.00 | 211.00 | .51 | 0.00 | 799.00 | 799.00 | 1.93 |
| TOTAL U.T. | | 98931.00 | 2526.00 | 101457.00 | 21.89 | 103704.00 | 2065.00 | 105769.00 | 19.35 | 113200.00 | 3237.00 | 116437.00 | 13.05 |
| TOTAL (STATE & UTs) | | 133009.00 | 55590.00 | 188599.00 | 2.07 | 142012.00 | 64768.00 | 206780.00 | 1.98 | 153358.00 | 66326.00 | 219684.00 | 1.95 |

. . NICNET . .

STATEMENT NO. (20): PLAN & NON-PLAN BUDGETED EXPENDITURE ON GENERAL (Sub-head wise)

ACCOUNT: REVENUE ACCOUNT
PROGRAM: RESEARCH

(RUPEES IN THOUSANDS)

| SL. NO. | STATE/UNION TERRITORY | 2005-06 (ACTUALS) | | | | 2006-07 (R.E.) | | | | 2007-08 (B.E.) | | | |
|---------------------|-----------------------|-------------------|-----------|-----------|--------------------------------|----------------|-----------|-----------|--------------------------------|----------------|-----------|-----------|--------------------------------|
| | | PLAN | NON-PLAN | TOTAL | % AGE TO TOTAL EXP. ON GENERAL | PLAN | NON-PLAN | TOTAL | % AGE TO TOTAL EXP. ON GENERAL | PLAN | NON-PLAN | TOTAL | % AGE TO TOTAL EXP. ON GENERAL |
| 1 | ANDHRA PRADESH | ... | ... | ... | ... | ... | ... | ... | ... | ... | ... | ... | ... |
| 2 | ARUNACHAL PRADESH | ... | ... | ... | ... | ... | ... | ... | ... | ... | ... | ... | ... |
| 3 | ASSAM | 12994.00 | 0.00 | 12994.00 | 7.39 | 80.00 | 0.00 | 80.00 | .04 | 100.00 | 0.00 | 100.00 | .04 |
| 4 | BIHAR | 4050.00 | 53621.00 | 57671.00 | 77.52 | 25203.00 | 81609.00 | 106812.00 | 84.47 | 16650.00 | 72560.00 | 89210.00 | 80.44 |
| 5 | CHHATTISGARH | ... | ... | ... | ... | ... | ... | ... | ... | ... | ... | ... | ... |
| 6 | GOA | ... | ... | ... | ... | ... | ... | ... | ... | ... | ... | ... | ... |
| 7 | GUJARAT | ... | ... | ... | ... | ... | ... | ... | ... | ... | ... | ... | ... |
| 8 | HARYANA | ... | ... | ... | ... | ... | ... | ... | ... | ... | ... | ... | ... |
| 9 | HIMACHAL PRADESH | ... | ... | ... | ... | ... | ... | ... | ... | ... | ... | ... | ... |
| 10 | JAMMU & KASHMIR | 0.00 | 9838.00 | 9838.00 | 41.17 | 0.00 | 11627.00 | 11627.00 | 30.84 | 0.00 | 13480.00 | 13480.00 | 30.48 |
| 11 | JHARKHAND | ... | ... | ... | ... | ... | ... | ... | ... | ... | ... | ... | ... |
| 12 | KARNATAKA | ... | ... | ... | ... | ... | ... | ... | ... | ... | ... | ... | ... |
| 13 | KERALA | 7800.00 | 7082.00 | 14882.00 | 4.39 | 13500.00 | 19710.00 | 33210.00 | 9.55 | 36600.00 | 21681.00 | 58281.00 | 38.20 |
| 14 | MADHYA PRADESH | ... | ... | ... | ... | ... | ... | ... | ... | ... | ... | ... | ... |
| 15 | MAHARASHTRA | ... | ... | ... | ... | ... | ... | ... | ... | ... | ... | ... | ... |
| 16 | MANIPUR | 5.00 | 0.00 | 5.00 | .01 | 5.00 | 0.00 | 5.00 | .01 | 0.00 | 0.00 | 0.00 | .00 |
| 17 | MEGHALAYA | ... | ... | ... | ... | ... | ... | ... | ... | ... | ... | ... | ... |
| 18 | MIZORAM | 2198.00 | 936.00 | 3134.00 | 7.74 | 3580.00 | 710.00 | 4290.00 | 9.54 | 4650.00 | 1070.00 | 5720.00 | 9.87 |
| 19 | NAGALAND | ... | ... | ... | ... | ... | ... | ... | ... | ... | ... | ... | ... |
| 20 | ORISSA | ... | ... | ... | ... | ... | ... | ... | ... | ... | ... | ... | ... |
| 21 | PUNJAB | ... | ... | ... | ... | ... | ... | ... | ... | ... | ... | ... | ... |
| 22 | RAJASTHAN | 377.00 | 31115.00 | 31492.00 | 36.25 | 1678.00 | 32220.00 | 33898.00 | 37.12 | 1650.00 | 35425.00 | 37075.00 | 38.68 |
| 23 | SIKKIM | ... | ... | ... | ... | ... | ... | ... | ... | ... | ... | ... | ... |
| 24 | TAMIL NADU | ... | ... | ... | ... | ... | ... | ... | ... | ... | ... | ... | ... |
| 25 | TRIPURA | ... | ... | ... | ... | ... | ... | ... | ... | ... | ... | ... | ... |
| 26 | UTTARAKHAND | 0.00 | 654.00 | 654.00 | 1.23 | 0.00 | 867.00 | 867.00 | 1.76 | 0.00 | 1096.00 | 1096.00 | 1.74 |
| 27 | UTTAR PRADESH | 0.00 | 12086.00 | 12086.00 | 13.12 | 0.00 | 11919.00 | 11919.00 | 6.83 | 0.00 | 14927.00 | 14927.00 | 8.98 |
| 28 | WEST BENGAL | 0.00 | 177.00 | 177.00 | .03 | 0.00 | 296.00 | 296.00 | .04 | 0.00 | 310.00 | 310.00 | .04 |
| TOTAL STATES | | 27424.00 | 115509.00 | 142933.00 | 1.65 | 44046.00 | 158958.00 | 203004.00 | 2.05 | 59650.00 | 160549.00 | 220199.00 | 2.13 |
| 29 | A. & N. ISLANDS | ... | ... | ... | ... | ... | ... | ... | ... | ... | ... | ... | ... |
| 30 | CHANDIGARH | ... | ... | ... | ... | ... | ... | ... | ... | ... | ... | ... | ... |
| 31 | DADRA & NAGAR HAVELI | ... | ... | ... | ... | ... | ... | ... | ... | ... | ... | ... | ... |
| 32 | DAMAN & DIU | ... | ... | ... | ... | ... | ... | ... | ... | ... | ... | ... | ... |
| 33 | DELHI | ... | ... | ... | ... | ... | ... | ... | ... | ... | ... | ... | ... |
| 34 | LAKSHADWEEP | ... | ... | ... | ... | ... | ... | ... | ... | ... | ... | ... | ... |
| 35 | PUDUCHERRY | 0.00 | 1056.00 | 1056.00 | 3.31 | 0.00 | 1113.00 | 1113.00 | 2.70 | 0.00 | 1104.00 | 1104.00 | 2.66 |
| TOTAL U. T. | | 0.00 | 1056.00 | 1056.00 | .23 | 0.00 | 1113.00 | 1113.00 | .20 | 0.00 | 1104.00 | 1104.00 | .12 |
| TOTAL (STATE & UTs) | | 27424.00 | 116565.00 | 143989.00 | 1.58 | 44046.00 | 160071.00 | 204117.00 | 1.95 | 59650.00 | 161653.00 | 221303.00 | 1.97 |

. . . NICNET . . .

STATEMENT NO. (20): PLAN & NON-PLAN BUDGETED EXPENDITURE ON GENERAL (Sub-head wise)

ACCOUNT: REVENUE ACCOUNT
PROGRAM: TRAINING

(RUPEES IN THOUSANDS)

| SL. NO. | STATE/UNION TERRITORY | 2005-06 (ACTUALS) | | | | 2006-07 (R.E.) | | | | 2007-08 (B.E.) | | | |
|---------------------|-----------------------|-------------------|-----------|-----------|--------------------------------|----------------|-----------|-----------|--------------------------------|----------------|-----------|-----------|--------------------------------|
| | | PLAN | NON-PLAN | TOTAL | % AGE TO TOTAL EXP. ON GENERAL | PLAN | NON-PLAN | TOTAL | % AGE TO TOTAL EXP. ON GENERAL | PLAN | NON-PLAN | TOTAL | % AGE TO TOTAL EXP. ON GENERAL |
| 1 | ANDHRA PRADESH | 4905.00 | 16559.00 | 21464.00 | 5.37 | 6309.00 | 19502.00 | 25811.00 | 4.67 | 24880.00 | 21980.00 | 46860.00 | 7.52 |
| 2 | ARUNACHAL PRADESH | ... | ... | ... | ... | ... | ... | ... | ... | ... | ... | ... | ... |
| 3 | ASSAM | 1883.00 | 74821.00 | 76704.00 | 43.64 | 2170.00 | 74596.00 | 76766.00 | 41.93 | 2684.00 | 86947.00 | 89631.00 | 32.78 |
| 4 | BIHAR | ... | ... | ... | ... | ... | ... | ... | ... | ... | ... | ... | ... |
| 5 | CHHATTISGARH | ... | ... | ... | ... | ... | ... | ... | ... | ... | ... | ... | ... |
| 6 | GOA | ... | ... | ... | ... | ... | ... | ... | ... | ... | ... | ... | ... |
| 7 | GUJARAT | 0.00 | 117999.00 | 117999.00 | 12.61 | 0.00 | 127400.00 | 127400.00 | 11.20 | 0.00 | 141000.00 | 141000.00 | 11.09 |
| 8 | HARYANA | ... | ... | ... | ... | ... | ... | ... | ... | ... | ... | ... | ... |
| 9 | HIMACHAL PRADESH | ... | ... | ... | ... | ... | ... | ... | ... | ... | ... | ... | ... |
| 10 | JAMMU & KASHMIR | 0.00 | 14057.00 | 14057.00 | 58.83 | 7144.00 | 18930.00 | 26074.00 | 69.16 | 9730.00 | 21009.00 | 30739.00 | 69.52 |
| 11 | JHARKHAND | ... | ... | ... | ... | ... | ... | ... | ... | ... | ... | ... | ... |
| 12 | KARNATAKA | ... | ... | ... | ... | ... | ... | ... | ... | ... | ... | ... | ... |
| 13 | KERALA | 30964.00 | 34415.00 | 65379.00 | 19.27 | 2000.00 | 34279.00 | 36279.00 | 10.43 | 4000.00 | 38384.00 | 42384.00 | 27.78 |
| 14 | MADHYA PRADESH | ... | ... | ... | ... | ... | ... | ... | ... | ... | ... | ... | ... |
| 15 | MAHARASHTRA | 92712.00 | 97396.00 | 190108.00 | 25.95 | 206294.00 | 62736.00 | 269030.00 | 33.17 | 307864.00 | 61991.00 | 369855.00 | 41.86 |
| 16 | MANIPUR | 2852.00 | 16718.00 | 19570.00 | 36.19 | 2385.00 | 17079.00 | 19464.00 | 39.98 | 2725.00 | 17210.00 | 19935.00 | 46.84 |
| 17 | MEGHALAYA | 14876.00 | 39987.00 | 54863.00 | 76.97 | 17330.00 | 64631.00 | 81961.00 | 81.52 | 27000.00 | 67950.00 | 94950.00 | 64.71 |
| 18 | MIZORAM | ... | ... | ... | ... | ... | ... | ... | ... | ... | ... | ... | ... |
| 19 | NAGALAND | ... | ... | ... | ... | ... | ... | ... | ... | ... | ... | ... | ... |
| 20 | ORISSA | 905.00 | 1100.00 | 2005.00 | 15.43 | 1200.00 | 1392.00 | 2592.00 | 15.23 | 1200.00 | 1560.00 | 2760.00 | 11.78 |
| 21 | PUNJAB | ... | ... | ... | ... | ... | ... | ... | ... | ... | ... | ... | ... |
| 22 | RAJASTHAN | 2708.00 | 43265.00 | 45973.00 | 52.92 | 2000.00 | 41500.00 | 43500.00 | 47.63 | 0.00 | 45370.00 | 45370.00 | 47.34 |
| 23 | SIKKIM | ... | ... | ... | ... | ... | ... | ... | ... | ... | ... | ... | ... |
| 24 | TAMIL NADU | ... | ... | ... | ... | ... | ... | ... | ... | ... | ... | ... | ... |
| 25 | TRIPURA | ... | ... | ... | ... | ... | ... | ... | ... | ... | ... | ... | ... |
| 26 | UTTARAKHAND | 0.00 | 4898.00 | 4898.00 | 9.18 | 0.00 | 5676.00 | 5676.00 | 11.50 | 0.00 | 7133.00 | 7133.00 | 11.33 |
| 27 | UTTAR PRADESH | 232.00 | 65508.00 | 65740.00 | 71.37 | 8917.00 | 62299.00 | 71216.00 | 40.79 | 9952.00 | 73062.00 | 83014.00 | 49.96 |
| 28 | WEST BENGAL | ... | ... | ... | ... | ... | ... | ... | ... | ... | ... | ... | ... |
| TOTAL STATES | | 152037.00 | 526723.00 | 678760.00 | 7.83 | 255749.00 | 530020.00 | 785769.00 | 7.94 | 390035.00 | 583596.00 | 973631.00 | 9.41 |
| 29 | A. & N. ISLANDS | ... | ... | ... | ... | ... | ... | ... | ... | ... | ... | ... | ... |
| 30 | CHANDIGARH | ... | ... | ... | ... | ... | ... | ... | ... | ... | ... | ... | ... |
| 31 | DADRA & NAGAR HAVELI | ... | ... | ... | ... | ... | ... | ... | ... | ... | ... | ... | ... |
| 32 | DAMAN & DIU | ... | ... | ... | ... | ... | ... | ... | ... | ... | ... | ... | ... |
| 33 | DELHI | 0.00 | 254.00 | 254.00 | .07 | 0.00 | 250.00 | 250.00 | .06 | 0.00 | 1154.00 | 1154.00 | .15 |
| 34 | LAKSHADWEEP | ... | ... | ... | ... | ... | ... | ... | ... | ... | ... | ... | ... |
| 35 | PUDUCHERRY | 0.00 | 0.00 | 0.00 | .00 | 0.00 | 0.00 | 0.00 | .00 | 1.00 | 0.00 | 1.00 | .00 |
| TOTAL U.T. | | 0.00 | 254.00 | 254.00 | .05 | 0.00 | 250.00 | 250.00 | .05 | 1.00 | 1154.00 | 1155.00 | .13 |
| TOTAL (STATE & UTs) | | 152037.00 | 526977.00 | 679014.00 | 7.44 | 255749.00 | 530270.00 | 786019.00 | 7.53 | 390036.00 | 584750.00 | 974786.00 | 8.67 |

. . . NICNET . . .

STATEMENT NO. (20): PLAN & NON-PLAN BUDGETED EXPENDITURE ON GENERAL (Sub-head wise)

| SL. NO. | STATE/UNION TERRITORY | 2005-06 (ACTUALS) | | | | 2006-07 (R.E.) | | | | 2007-08 (B.E.) | | | |
|---------|-----------------------|-------------------|------------|------------|--------------------------------|----------------|------------|------------|--------------------------------|----------------|------------|------------|--------------------------------|
| | | PLAN | NON-PLAN | TOTAL | % AGE TO TOTAL EXP. ON GENERAL | PLAN | NON-PLAN | TOTAL | % AGE TO TOTAL EXP. ON GENERAL | PLAN | NON-PLAN | TOTAL | % AGE TO TOTAL EXP. ON GENERAL |
| | | | | | | | | | | | | | |
| 1 | ANDHRA PRADESH | 2409.00 | 24771.00 | 27180.00 | 6.80 | 13757.00 | 21406.00 | 35163.00 | 6.36 | 17710.00 | 24044.00 | 41754.00 | 6.70 |
| 2 | ARUNACHAL PRADESH | 0.00 | 0.00 | 0.00 | .00 | 0.00 | 0.00 | 0.00 | .00 | 3500.00 | 0.00 | 3500.00 | 12.20 |
| 3 | ASSAM | 0.00 | 62599.00 | 62599.00 | 35.62 | 0.00 | 6677.00 | 6677.00 | 3.65 | 0.00 | 3734.00 | 3734.00 | 1.37 |
| 4 | BIHAR | 0.00 | 619.00 | 619.00 | .83 | 0.00 | 677.00 | 677.00 | .54 | 0.00 | 769.00 | 769.00 | .69 |
| 5 | CHHATTISGARH | 409.00 | 1344.00 | 1753.00 | 8.66 | 241559.00 | 2600.00 | 244159.00 | 86.29 | 241559.00 | 1650.00 | 243209.00 | 90.60 |
| 6 | GOA | 0.00 | 0.00 | 0.00 | .00 | 0.00 | 125.00 | 125.00 | .37 | 0.00 | 125.00 | 125.00 | .36 |
| 7 | GUJARAT | 324349.00 | 203216.00 | 527565.00 | 56.40 | 574720.00 | 145758.00 | 720478.00 | 63.36 | 599300.00 | 147705.00 | 747005.00 | 58.75 |
| 8 | HARYANA | 0.00 | 25.00 | 25.00 | .02 | 0.00 | 25.00 | 25.00 | .02 | 0.00 | 25.00 | 25.00 | .02 |
| 9 | HIMACHAL PRADESH | 2000.00 | 38745.00 | 40745.00 | 94.53 | 4000.00 | 41143.00 | 45143.00 | 90.26 | 4000.00 | 42971.00 | 46971.00 | 90.43 |
| 10 | JAMMU & KASHMIR | ... | ... | ... | ... | ... | ... | ... | ... | ... | ... | ... | ... |
| 11 | JHARKHAND | ... | ... | ... | ... | ... | ... | ... | ... | ... | ... | ... | ... |
| 12 | KARNATAKA | 740867.00 | 25897.00 | 766764.00 | 99.66 | 1007444.00 | 28272.00 | 1035716.00 | 99.70 | 1611180.00 | 29974.00 | 1641154.00 | 99.77 |
| 13 | KERALA | 258948.00 | 104.00 | 259052.00 | 76.35 | 270800.00 | 7530.00 | 278330.00 | 80.02 | 44300.00 | 7598.00 | 51898.00 | 34.02 |
| 14 | MADHYA PRADESH | 90902.00 | 11910.00 | 102812.00 | 52.48 | 7500.00 | 12318.00 | 19818.00 | 11.52 | 0.00 | 17373.00 | 17373.00 | 9.29 |
| 15 | MAHARASHTRA | 122758.00 | 189208.00 | 311966.00 | 42.58 | 102781.00 | 188650.00 | 291431.00 | 35.93 | 96779.00 | 188608.00 | 285387.00 | 32.30 |
| 16 | MANIPUR | 1005.00 | 2863.00 | 3868.00 | 7.15 | 1010.00 | 2394.00 | 3404.00 | 6.99 | 710.00 | 2394.00 | 3104.00 | 7.29 |
| 17 | MEGHALAYA | 3020.00 | 13400.00 | 16420.00 | 23.03 | 3330.00 | 15134.00 | 18464.00 | 18.37 | 8000.00 | 43643.00 | 51643.00 | 35.20 |
| 18 | MIZORAM | 8376.00 | 13678.00 | 22054.00 | 54.50 | 10000.00 | 13670.00 | 23670.00 | 52.61 | 17150.00 | 16330.00 | 33480.00 | 57.79 |
| 19 | NAGALAND | ... | ... | ... | ... | ... | ... | ... | ... | ... | ... | ... | ... |
| 20 | ORISSA | 0.00 | 1055.00 | 1055.00 | 8.12 | 0.00 | 2338.00 | 2338.00 | 13.74 | 5000.00 | 2725.00 | 7725.00 | 32.98 |
| 21 | PUNJAB | 0.00 | 1075.00 | 1075.00 | .86 | 0.00 | 1075.00 | 1075.00 | .87 | 0.00 | 1075.00 | 1075.00 | .80 |
| 22 | RAJASTHAN | 5332.00 | 4072.00 | 9404.00 | 10.83 | 9933.00 | 3994.00 | 13927.00 | 15.25 | 8885.00 | 4510.00 | 13395.00 | 13.98 |
| 23 | SIKKIM | ... | ... | ... | ... | ... | ... | ... | ... | ... | ... | ... | ... |
| 24 | TAMIL NADU | 0.00 | 3453064.00 | 3453064.00 | 99.71 | 0.00 | 3500000.00 | 3500000.00 | 99.67 | 0.00 | 3000000.00 | 3000000.00 | 99.61 |
| 25 | TRIPURA | ... | ... | ... | ... | ... | ... | ... | ... | ... | ... | ... | ... |
| 26 | UTTARAKHAND | 289.00 | 47496.00 | 47785.00 | 89.59 | 538.00 | 42255.00 | 42793.00 | 86.74 | 2318.00 | 51741.00 | 54059.00 | 85.87 |
| 27 | UTTAR PRADESH | 779.00 | 3555.00 | 4334.00 | 4.71 | 46801.00 | 34685.00 | 81486.00 | 46.67 | 5901.00 | 49877.00 | 55778.00 | 33.57 |
| 28 | WEST BENGAL | 19806.00 | 137608.00 | 157414.00 | 25.10 | 63614.00 | 192839.00 | 256453.00 | 37.16 | 67614.00 | 200501.00 | 268115.00 | 34.78 |
| | TOTAL STATES | 1581249.00 | 4236304.00 | 5817553.00 | 67.12 | 2357787.00 | 4263565.00 | 6621352.00 | 66.92 | 2733906.00 | 3837372.00 | 6571278.00 | 63.48 |
| 29 | A. & N. ISLANDS | 14861.00 | 123.00 | 14984.00 | 39.64 | 18496.00 | 135.00 | 18631.00 | 39.70 | 19736.00 | 136.00 | 19872.00 | 41.36 |
| 30 | CHANDIGARH | ... | ... | ... | ... | ... | ... | ... | ... | ... | ... | ... | ... |
| 31 | DADRA & NAGAR HAVELI | ... | ... | ... | ... | ... | ... | ... | ... | ... | ... | ... | ... |
| 32 | DAMAN & DIU | 5421.00 | 0.00 | 5421.00 | 96.77 | 8250.00 | 1300.00 | 9550.00 | 96.46 | 7800.00 | 1300.00 | 9100.00 | 95.79 |
| 33 | DELHI | 71115.00 | 127445.00 | 198560.00 | 55.80 | 104600.00 | 132173.00 | 236773.00 | 57.63 | 379000.00 | 176579.00 | 555579.00 | 73.42 |
| 34 | LAKSHADWEEP | 0.00 | 5966.00 | 5966.00 | 100.00 | 500.00 | 10062.00 | 10562.00 | 100.00 | 600.00 | 7150.00 | 7750.00 | 100.00 |
| 35 | PUDUCHERRY | 1889.00 | 4867.00 | 6756.00 | 21.18 | 3507.00 | 5336.00 | 8843.00 | 21.43 | 3507.00 | 5062.00 | 8569.00 | 20.68 |
| | TOTAL U.T. | 93286.00 | 138401.00 | 231687.00 | 49.99 | 135353.00 | 149006.00 | 284359.00 | 52.03 | 410643.00 | 190227.00 | 600870.00 | 67.32 |
| | TOTAL (STATE & UTs) | 1674535.00 | 4374705.00 | 6049240.00 | 66.25 | 2493140.00 | 4412571.00 | 6905711.00 | 66.14 | 3144549.00 | 4027599.00 | 7172148.00 | 63.79 |

..NICNET..

STATEMENT NO. (21): PLAN & NON-PLAN BUDGETED EXPENDITURE ON LANGUAGE DEVELOPMENT

| ACCOUNT: REVENUE ACCOUNT | | (RUPEES IN THOUSANDS) | | | | | | | | | | | |
|----------------------------|-----------------------|-----------------------|------------|------------|----------------------------------|----------------|------------|------------|----------------------------------|----------------|------------|------------|----------------------------------|
| PROGRAM: TOTAL EXPENDITURE | | 2005-06 (ACTUALS) | | | | 2006-07 (R.E.) | | | | 2007-08 (B.E.) | | | |
| SL. NO. | STATE/UNION TERRITORY | PLAN | NON-PLAN | TOTAL | % AGE TO TOTAL EXP. ON EDUCATION | PLAN | NON-PLAN | TOTAL | % AGE TO TOTAL EXP. ON EDUCATION | PLAN | NON-PLAN | TOTAL | % AGE TO TOTAL EXP. ON EDUCATION |
| 1 | ANDHRA PRADESH | 100.00 | 147344.00 | 147444.00 | .29 | 5150.00 | 181453.00 | 186603.00 | .32 | 5665.00 | 192526.00 | 198191.00 | .30 |
| 2 | ARUNACHAL PRADESH | ... | ... | ... | ... | ... | ... | ... | ... | ... | ... | ... | ... |
| 3 | ASSAM | 34120.00 | 161781.00 | 195901.00 | .81 | 27750.00 | 256858.00 | 284608.00 | .82 | 30000.00 | 289033.00 | 319033.00 | .93 |
| 4 | BIHAR | 800.00 | 569902.00 | 570702.00 | 1.34 | 800.00 | 578699.00 | 579499.00 | 1.16 | 0.00 | 590586.00 | 590586.00 | 1.21 |
| 5 | CHHATTISGARH | 2500.00 | 3195.00 | 5695.00 | .05 | 2500.00 | 5958.00 | 8458.00 | .05 | 2500.00 | 7906.00 | 10406.00 | .06 |
| 6 | COA | 10048.00 | 89.00 | 10137.00 | .34 | 12800.00 | 200.00 | 13000.00 | .36 | 10002.00 | 200.00 | 10202.00 | .30 |
| 7 | GUJARAT | 5971.00 | 25821.00 | 31792.00 | .08 | 9780.00 | 23021.00 | 32801.00 | .08 | 13270.00 | 24095.00 | 37365.00 | .08 |
| 8 | HARYANA | 13300.00 | 0.00 | 13300.00 | .07 | 17000.00 | 0.00 | 17000.00 | .08 | 19990.00 | 0.00 | 19990.00 | .08 |
| 9 | HIMACHAL PRADESH | 5592.00 | 20755.00 | 26347.00 | .23 | 10419.00 | 19580.00 | 29999.00 | .24 | 12487.00 | 24443.00 | 36930.00 | .25 |
| 10 | JAMMU & KASHMIR | ... | ... | ... | ... | ... | ... | ... | ... | ... | ... | ... | ... |
| 11 | JHARKHAND | 0.00 | 42201.00 | 42201.00 | .27 | 0.00 | 41603.00 | 41603.00 | .21 | 0.00 | 52701.00 | 52701.00 | .26 |
| 12 | KARNATAKA | 1450.00 | 85982.00 | 87432.00 | .18 | 33871.00 | 93312.00 | 127183.00 | .22 | 35271.00 | 100132.00 | 135403.00 | .20 |
| 13 | KERALA | 18033.00 | 145205.00 | 163238.00 | .48 | 21580.00 | 168322.00 | 189902.00 | .40 | 15600.00 | 221962.00 | 237562.00 | .39 |
| 14 | MADHYA PRADESH | 3584.00 | 25367.00 | 28951.00 | .10 | 0.00 | 35028.00 | 35028.00 | .10 | 0.00 | 39445.00 | 39445.00 | .10 |
| 15 | MAHARASHTRA | 0.00 | 450.00 | 450.00 | .00 | 0.00 | 485.00 | 485.00 | .00 | 0.00 | 488.00 | 488.00 | .00 |
| 16 | MANIPUR | 984.00 | 1116.00 | 2100.00 | .05 | 1410.00 | 1478.00 | 2888.00 | .09 | 1260.00 | 1478.00 | 2738.00 | .08 |
| 17 | MEGHALAYA | 335.00 | 0.00 | 335.00 | .01 | 350.00 | 5.00 | 355.00 | .01 | 800.00 | 8.00 | 808.00 | .02 |
| 18 | MIZORAM | 15048.00 | 109435.00 | 124483.00 | 5.07 | 17965.00 | 111731.00 | 129696.00 | 5.00 | 19885.00 | 141455.00 | 161340.00 | 5.98 |
| 19 | NAGALAND | 7900.00 | 75891.00 | 83791.00 | 2.98 | 0.00 | 83453.00 | 83453.00 | 2.82 | 0.00 | 93483.00 | 93483.00 | 3.06 |
| 20 | ORISSA | 32046.00 | 52860.00 | 84906.00 | .37 | 37589.00 | 75928.00 | 113517.00 | .45 | 37712.00 | 82994.00 | 120706.00 | .44 |
| 21 | PUNJAB | 4732.00 | 51621.00 | 56353.00 | .25 | 19244.00 | 55157.00 | 74401.00 | .30 | 41500.00 | 59705.00 | 101205.00 | .37 |
| 22 | RAJASTHAN | 15447.00 | 434787.00 | 450234.00 | .98 | 29550.00 | 461488.00 | 491038.00 | 1.03 | 17806.00 | 519266.00 | 537072.00 | 1.04 |
| 23 | SIKKIM | 2024.00 | 0.00 | 2024.00 | .11 | 600.00 | 0.00 | 600.00 | .03 | 600.00 | 0.00 | 600.00 | .03 |
| 24 | TAMIL NADU | 4805.00 | 133284.00 | 138089.00 | .28 | 18108.00 | 166087.00 | 184195.00 | .27 | 15230.00 | 196264.00 | 211494.00 | .26 |
| 25 | TRIPURA | 0.00 | 16552.00 | 16552.00 | .38 | 31.00 | 10557.00 | 10588.00 | .22 | 112.00 | 11353.00 | 11465.00 | .20 |
| 26 | UTTARAKHAND | 0.00 | 31854.00 | 31854.00 | .28 | 0.00 | 32577.00 | 32577.00 | .26 | 0.00 | 34536.00 | 34536.00 | .23 |
| 27 | UTTAR PRADESH | 600.00 | 13574.00 | 14174.00 | .02 | 1782.00 | 20066.00 | 21848.00 | .02 | 1782.00 | 18904.00 | 20686.00 | .02 |
| 28 | WEST BENGAL | 47259.00 | 82191.00 | 129450.00 | .24 | 78745.00 | 140093.00 | 218838.00 | .35 | 60780.00 | 144313.00 | 205093.00 | .33 |
| TOTAL STATES | | 226678.00 | 2231257.00 | 2457935.00 | .33 | 347024.00 | 2563139.00 | 2910163.00 | .33 | 342252.00 | 2847276.00 | 3189528.00 | .33 |
| 29 | A. & N. ISLANDS | 2883.00 | 0.00 | 2883.00 | .26 | 2769.00 | 30.00 | 2799.00 | .22 | 3400.00 | 30.00 | 3430.00 | .26 |
| 30 | CHANDIGARH | 790.00 | 4137.00 | 4927.00 | .29 | 1900.00 | 4610.00 | 6510.00 | .35 | 3200.00 | 4818.00 | 8018.00 | .41 |
| 31 | DADRA & NAGAR HAVELI | ... | ... | ... | ... | ... | ... | ... | ... | ... | ... | ... | ... |
| 32 | DAMAN & DIU | ... | ... | ... | ... | ... | ... | ... | ... | ... | ... | ... | ... |
| 33 | DELHI | 408.00 | 0.00 | 408.00 | .00 | 0.00 | 0.00 | 0.00 | .00 | 0.00 | 0.00 | 0.00 | .00 |
| 34 | LAKSHADWEEP | ... | ... | ... | ... | ... | ... | ... | ... | ... | ... | ... | ... |
| 35 | PUDUCHERRY | 2107.00 | 0.00 | 2107.00 | .11 | 5161.00 | 0.00 | 5161.00 | .25 | 3106.00 | 0.00 | 3106.00 | .14 |
| TOTAL U. T. | | 6188.00 | 4137.00 | 10325.00 | .05 | 9830.00 | 4640.00 | 14470.00 | .06 | 9706.00 | 4848.00 | 14554.00 | .05 |
| TOTAL (STATE & UTs) | | 232866.00 | 2235394.00 | 2468260.00 | .32 | 356854.00 | 2567779.00 | 2924633.00 | .32 | 351958.00 | 2852124.00 | 3204082.00 | .32 |
| CENTRE TOTAL | | 1074554.00 | 385322.00 | 1459876.00 | .82 | 1683500.00 | 408500.00 | 2092000.00 | .86 | 1725000.00 | 428500.00 | 2153500.00 | .67 |
| GRAND TOTAL | | 1307420.00 | 2620716.00 | 3928136.00 | .42 | 2040354.00 | 2976279.00 | 5016633.00 | .43 | 2076958.00 | 3280624.00 | 5357582.00 | .41 |

NICNET

STATEMENT NO. (22): PLAN & NON-PLAN BUDGETED EXPENDITURE ON LANGUAGE DEVELOPMENT (Sub-head wise)

ACCOUNT: REVENUE ACCOUNT
PROGRAM: PROMOTION OF MODERN INDIAN LANGUAGES & LITERATURE

(RUPEES IN THOUSANDS)

| SL. NO. | STATE/UNION TERRITORY | 2005-06 (ACTUALS) | | | | 2006-07 (R.E.) | | | | 2007-08 (B.E.) | | | |
|---------|-----------------------|-------------------|-----------|-----------|----------------------------------|----------------|-----------|-----------|----------------------------------|----------------|-----------|-----------|----------------------------------|
| | | PLAN | NON-PLAN | TOTAL | % AGE TO TOTAL EXP. ON LNG. DVL. | PLAN | NON-PLAN | TOTAL | % AGE TO TOTAL EXP. ON LNG. DVL. | PLAN | NON-PLAN | TOTAL | % AGE TO TOTAL EXP. ON LNG. DVL. |
| 1 | ANDHRA PRADESH | 0.00 | 23302.00 | 23302.00 | 15.80 | 5000.00 | 29829.00 | 34829.00 | 18.66 | 5500.00 | 31644.00 | 37144.00 | 18.74 |
| 2 | ARUNACHAL PRADESH | ... | ... | ... | ... | ... | ... | ... | ... | ... | ... | ... | ... |
| 3 | ASSAM | ... | ... | ... | ... | ... | ... | ... | ... | ... | ... | ... | ... |
| 4 | BIHAR | 800.00 | 0.00 | 800.00 | .14 | 800.00 | 0.00 | 800.00 | .14 | 0.00 | 0.00 | 0.00 | .00 |
| 5 | CHHATTISGARH | 2500.00 | 2505.00 | 5005.00 | 87.88 | 2500.00 | 4476.00 | 6976.00 | 82.48 | 2500.00 | 5706.00 | 8206.00 | 78.86 |
| 6 | GOA | ... | ... | ... | ... | ... | ... | ... | ... | ... | ... | ... | ... |
| 7 | GUJARAT | 5151.00 | 5551.00 | 10702.00 | 33.66 | 9150.00 | 6496.00 | 15646.00 | 47.70 | 9350.00 | 6096.00 | 15446.00 | 41.34 |
| 8 | HARYANA | 13300.00 | 0.00 | 13300.00 | 100.00 | 17000.00 | 0.00 | 17000.00 | 100.00 | 19990.00 | 0.00 | 19990.00 | 100.00 |
| 9 | HIMACHAL PRADESH | 0.00 | 2370.00 | 2370.00 | 9.00 | 0.00 | 2346.00 | 2346.00 | 7.82 | 0.00 | 2572.00 | 2572.00 | 6.96 |
| 10 | JAMMU & KASHMIR | ... | ... | ... | ... | ... | ... | ... | ... | ... | ... | ... | ... |
| 11 | JHARKHAND | ... | ... | ... | ... | ... | ... | ... | ... | ... | ... | ... | ... |
| 12 | KARNATAKA | 228.00 | 1917.00 | 2145.00 | 2.45 | 29771.00 | 2750.00 | 32521.00 | 25.57 | 29771.00 | 3209.00 | 32980.00 | 24.36 |
| 13 | KERALA | 16385.00 | 24284.00 | 40669.00 | 24.91 | 18500.00 | 26372.00 | 44872.00 | 23.63 | 12500.00 | 29597.00 | 42097.00 | 17.72 |
| 14 | MADHYA PRADESH | 0.00 | 611.00 | 611.00 | 2.11 | 0.00 | 715.00 | 715.00 | 2.04 | 0.00 | 715.00 | 715.00 | 1.81 |
| 15 | MAHARASHTRA | 0.00 | 18.00 | 18.00 | 4.00 | 0.00 | 18.00 | 18.00 | 3.71 | 0.00 | 18.00 | 18.00 | 3.69 |
| 16 | MANIPUR | 914.00 | 537.00 | 1451.00 | 69.10 | 1280.00 | 660.00 | 1940.00 | 67.17 | 1180.00 | 660.00 | 1840.00 | 67.20 |
| 17 | MEGHALAYA | 50.00 | 0.00 | 50.00 | 14.93 | 50.00 | 5.00 | 55.00 | 15.49 | 200.00 | 8.00 | 208.00 | 25.74 |
| 18 | MIZORAM | 15048.00 | 109435.00 | 124483.00 | 100.00 | 17965.00 | 111731.00 | 129696.00 | 100.00 | 19885.00 | 141455.00 | 161340.00 | 100.00 |
| 19 | NAGALAND | 7900.00 | 75891.00 | 83791.00 | 100.00 | 0.00 | 83453.00 | 83453.00 | 100.00 | 0.00 | 93483.00 | 93483.00 | 100.00 |
| 20 | ORISSA | 2836.00 | 11040.00 | 13876.00 | 16.34 | 3603.00 | 15836.00 | 19439.00 | 17.12 | 3787.00 | 17472.00 | 21259.00 | 17.61 |
| 21 | PUNJAB | 4732.00 | 0.00 | 4732.00 | 8.40 | 19244.00 | 0.00 | 19244.00 | 25.87 | 41500.00 | 0.00 | 41500.00 | 41.01 |
| 22 | RAJASTHAN | 5920.00 | 5574.00 | 11494.00 | 2.55 | 9350.00 | 5630.00 | 14980.00 | 3.05 | 9800.00 | 6050.00 | 15850.00 | 2.95 |
| 23 | SIKKIM | 300.00 | 0.00 | 300.00 | 14.82 | 300.00 | 0.00 | 300.00 | 50.00 | 300.00 | 0.00 | 300.00 | 50.00 |
| 24 | TAMIL NADU | 0.00 | 18063.00 | 18063.00 | 13.08 | 2.00 | 19948.00 | 19950.00 | 10.83 | 2.00 | 21489.00 | 21491.00 | 10.16 |
| 25 | TRIPURA | 0.00 | 7058.00 | 7058.00 | 42.64 | 31.00 | 1372.00 | 1403.00 | 13.25 | 102.00 | 1555.00 | 1657.00 | 14.45 |
| 26 | UTTARAKHAND | 0.00 | 246.00 | 246.00 | .77 | 0.00 | 0.00 | 0.00 | .00 | 0.00 | 300.00 | 300.00 | .87 |
| 27 | UTTAR PRADESH | 200.00 | 12874.00 | 13074.00 | 92.24 | 1282.00 | 16666.00 | 17948.00 | 82.15 | 1282.00 | 18204.00 | 19486.00 | 94.20 |
| 28 | WEST BENGAL | 10520.00 | 9.00 | 10529.00 | 8.13 | 10475.00 | 50785.00 | 61260.00 | 27.99 | 13680.00 | 50786.00 | 64466.00 | 31.43 |
| | TOTAL STATES | 86784.00 | 301285.00 | 388069.00 | 15.79 | 146303.00 | 379088.00 | 525391.00 | 18.05 | 171329.00 | 431019.00 | 602348.00 | 18.89 |
| 29 | A. & N. ISLANDS | 2883.00 | 0.00 | 2883.00 | 100.00 | 2769.00 | 30.00 | 2799.00 | 100.00 | 3400.00 | 30.00 | 3430.00 | 100.00 |
| 30 | CHANDIGARH | ... | ... | ... | ... | ... | ... | ... | ... | ... | ... | ... | ... |
| 31 | DADRA & NAGAR HAVELI | ... | ... | ... | ... | ... | ... | ... | ... | ... | ... | ... | ... |
| 32 | DAMAN & DIU | ... | ... | ... | ... | ... | ... | ... | ... | ... | ... | ... | ... |
| 33 | DELHI | ... | ... | ... | ... | ... | ... | ... | ... | ... | ... | ... | ... |
| 34 | LAKSHADWEEP | ... | ... | ... | ... | ... | ... | ... | ... | ... | ... | ... | ... |
| 35 | PUDUCHERRY | ... | ... | ... | ... | ... | ... | ... | ... | ... | ... | ... | ... |
| | TOTAL U. T. | 2883.00 | 0.00 | 2883.00 | 27.92 | 2769.00 | 30.00 | 2799.00 | 19.34 | 3400.00 | 30.00 | 3430.00 | 23.57 |
| | TOTAL (STATE & UTs) | 89667.00 | 301285.00 | 390952.00 | 15.84 | 149072.00 | 379118.00 | 528190.00 | 18.06 | 174729.00 | 431049.00 | 605778.00 | 18.91 |

..NICNET..

STATEMENT NO. (22): PLAN & NON-PLAN BUDGETED EXPENDITURE ON LANGUAGE DEVELOPMENT (Sub-head wise)

ACCOUNT: REVENUE ACCOUNT
PROGRAM: SANSKRIT EDUCATION

(RUPEES IN THOUSANDS)

| SL. NO. | STATE/UNION TERRITORY | 2005-06 (ACTUALS) | | | | 2006-07 (R.E.) | | | | 2007-08 (B.E.) | | | |
|---------|-----------------------|-------------------|------------|------------|----------------------------------|----------------|------------|------------|----------------------------------|----------------|------------|------------|----------------------------------|
| | | PLAN | NON-PLAN | TOTAL | % AGE TO TOTAL EXP. ON LNG. DVL. | PLAN | NON-PLAN | TOTAL | % AGE TO TOTAL EXP. ON LNG. DVL. | PLAN | NON-PLAN | TOTAL | % AGE TO TOTAL EXP. ON LNG. DVL. |
| 1 | ANDHRA PRADESH | 0.00 | 124042.00 | 124042.00 | 84.13 | 0.00 | 151624.00 | 151624.00 | 81.25 | 0.00 | 160882.00 | 160882.00 | 81.18 |
| 2 | ARUNACHAL PRADESH | ... | ... | ... | ... | ... | ... | ... | ... | ... | ... | ... | ... |
| 3 | ASSAM | 1654.00 | 40549.00 | 42203.00 | 21.54 | 2250.00 | 61355.00 | 63605.00 | 22.35 | 2000.00 | 66820.00 | 68820.00 | 21.57 |
| 4 | BIHAR | 0.00 | 197419.00 | 197419.00 | 34.59 | 0.00 | 197631.00 | 197631.00 | 34.10 | 0.00 | 201616.00 | 201616.00 | 34.14 |
| 5 | CHHATTISGARH | 0.00 | 690.00 | 690.00 | 12.12 | 0.00 | 1482.00 | 1482.00 | 17.52 | 0.00 | 2200.00 | 2200.00 | 21.14 |
| 6 | GOA | 0.00 | 0.00 | 0.00 | ... | 0.00 | 0.00 | 0.00 | ... | 1.00 | 0.00 | 1.00 | ... |
| 7 | GUJARAT | 820.00 | 20270.00 | 21090.00 | 66.34 | 630.00 | 16525.00 | 17155.00 | 52.30 | 3920.00 | 17999.00 | 21919.00 | 58.66 |
| 8 | HARYANA | ... | ... | ... | ... | ... | ... | ... | ... | ... | ... | ... | ... |
| 9 | HIMACHAL PRADESH | 0.00 | 9851.00 | 9851.00 | 37.39 | 4300.00 | 7396.00 | 11696.00 | 38.99 | 4300.00 | 11378.00 | 15678.00 | 42.45 |
| 10 | JAMMU & KASHMIR | ... | ... | ... | ... | ... | ... | ... | ... | ... | ... | ... | ... |
| 11 | JHARKHAND | 0.00 | 7701.00 | 7701.00 | 18.25 | 0.00 | 9166.00 | 9166.00 | 22.03 | 0.00 | 9486.00 | 9486.00 | 18.00 |
| 12 | KARNATAKA | 1222.00 | 84065.00 | 85287.00 | 97.55 | 4100.00 | 90562.00 | 94662.00 | 74.43 | 5500.00 | 96923.00 | 102423.00 | 75.64 |
| 13 | KERALA | 500.00 | 0.00 | 500.00 | .31 | 1580.00 | 0.00 | 1580.00 | .83 | 1600.00 | 0.00 | 1600.00 | .67 |
| 14 | MADHYA PRADESH | 3584.00 | 24356.00 | 27940.00 | 96.51 | 0.00 | 33903.00 | 33903.00 | 96.79 | 0.00 | 38320.00 | 38320.00 | 97.15 |
| 15 | MAHARASHTRA | 0.00 | 432.00 | 432.00 | 96.00 | 0.00 | 467.00 | 467.00 | 96.29 | 0.00 | 470.00 | 470.00 | 96.31 |
| 16 | MANIPUR | 10.00 | 352.00 | 362.00 | 17.24 | 10.00 | 657.00 | 667.00 | 23.10 | 10.00 | 657.00 | 667.00 | 24.36 |
| 17 | MEGHALAYA | 285.00 | 0.00 | 285.00 | 85.07 | 100.00 | 0.00 | 100.00 | 28.17 | 100.00 | 0.00 | 100.00 | 12.38 |
| 18 | MIZORAM | ... | ... | ... | ... | ... | ... | ... | ... | ... | ... | ... | ... |
| 19 | NAGALAND | ... | ... | ... | ... | ... | ... | ... | ... | ... | ... | ... | ... |
| 20 | ORISSA | 24904.00 | 39629.00 | 64533.00 | 76.01 | 26055.00 | 57641.00 | 83696.00 | 73.73 | 20104.00 | 63071.00 | 83175.00 | 68.91 |
| 21 | PUNJAB | ... | ... | ... | ... | ... | ... | ... | ... | ... | ... | ... | ... |
| 22 | RAJASTHAN | 8875.00 | 413313.00 | 422188.00 | 93.77 | 19148.00 | 438123.00 | 457271.00 | 93.12 | 5685.00 | 492911.00 | 498596.00 | 92.84 |
| 23 | SIKKIM | 1724.00 | 0.00 | 1724.00 | 85.18 | 300.00 | 0.00 | 300.00 | 50.00 | 300.00 | 0.00 | 300.00 | 50.00 |
| 24 | TAMIL NADU | 0.00 | 12517.00 | 12517.00 | 9.06 | 0.00 | 18750.00 | 18750.00 | 10.18 | 0.00 | 23446.00 | 23446.00 | 11.09 |
| 25 | TRIPURA | 0.00 | 1044.00 | 1044.00 | 6.31 | 0.00 | 185.00 | 185.00 | 1.75 | 10.00 | 198.00 | 208.00 | 1.81 |
| 26 | UTTARAKHAND | 0.00 | 31608.00 | 31608.00 | 99.23 | 0.00 | 32577.00 | 32577.00 | 100.00 | 0.00 | 34236.00 | 34236.00 | 99.13 |
| 27 | UTTAR PRADESH | ... | ... | ... | ... | ... | ... | ... | ... | ... | ... | ... | ... |
| 28 | WEST BENGAL | 500.00 | 31297.00 | 31797.00 | 24.56 | 150.00 | 35369.00 | 35519.00 | 16.23 | 500.00 | 35963.00 | 36463.00 | 17.78 |
| | TOTAL STATES | 44078.00 | 1039135.00 | 1083213.00 | 44.07 | 58623.00 | 1153413.00 | 1212036.00 | 41.65 | 44030.00 | 1256576.00 | 1300606.00 | 40.78 |
| 29 | A. & N. ISLANDS | ... | ... | ... | ... | ... | ... | ... | ... | ... | ... | ... | ... |
| 30 | CHANDIGARH | ... | ... | ... | ... | ... | ... | ... | ... | ... | ... | ... | ... |
| 31 | DADRA & NAGAR HAVELI | ... | ... | ... | ... | ... | ... | ... | ... | ... | ... | ... | ... |
| 32 | DAMAN & DIU | ... | ... | ... | ... | ... | ... | ... | ... | ... | ... | ... | ... |
| 33 | DELHI | 408.00 | 0.00 | 408.00 | 100.00 | 0.00 | 0.00 | 0.00 | .00 | 0.00 | 0.00 | 0.00 | .00 |
| 34 | LAKSHADWEEP | ... | ... | ... | ... | ... | ... | ... | ... | ... | ... | ... | ... |
| 35 | PUDUCHERRY | ... | ... | ... | ... | ... | ... | ... | ... | ... | ... | ... | ... |
| | TOTAL U. T. | 408.00 | 0.00 | 408.00 | 3.95 | 0.00 | 0.00 | 0.00 | .00 | 0.00 | 0.00 | 0.00 | .00 |
| | TOTAL (STATE & UTs) | 44486.00 | 1039135.00 | 1083621.00 | 43.90 | 58623.00 | 1153413.00 | 1212036.00 | 41.44 | 44030.00 | 1256576.00 | 1300606.00 | 40.59 |

..NICNET..

STATEMENT NO. (22): PLAN & NON-PLAN BUDGETED EXPENDITURE ON LANGUAGE DEVELOPMENT (Sub-head wise)

ACCOUNT: REVENUE ACCOUNT
PROGRAM: DIRECTION & ADMINISTRATION

(RUPEES IN THOUSANDS)

| SL. NO. | STATE/UNION TERRITORY | 2005-06 (ACTUALS) | | | | 2006-07 (R.E.) | | | | 2007-08 (B.E.) | | | |
|---------------------|-----------------------|-------------------|----------|----------|----------------------------------|----------------|----------|-----------|----------------------------------|----------------|-----------|-----------|----------------------------------|
| | | PLAN | NON-PLAN | TOTAL | % AGE TO TOTAL EXP. ON LNG. DVL. | PLAN | NON-PLAN | TOTAL | % AGE TO TOTAL EXP. ON LNG. DVL. | PLAN | NON-PLAN | TOTAL | % AGE TO TOTAL EXP. ON LNG. DVL. |
| 1 | ANDHRA PRADESH | ... | ... | ... | ... | ... | ... | ... | ... | ... | ... | ... | ... |
| 2 | ARUNACHAL PRADESH | ... | ... | ... | ... | ... | ... | ... | ... | ... | ... | ... | ... |
| 3 | ASSAM | 0.00 | 200.00 | 200.00 | .10 | 500.00 | 1862.00 | 2362.00 | .83 | 3000.00 | 1793.00 | 4793.00 | 1.50 |
| 4 | BIHAR | ... | ... | ... | ... | ... | ... | ... | ... | ... | ... | ... | ... |
| 5 | CHHATTISGARH | ... | ... | ... | ... | ... | ... | ... | ... | ... | ... | ... | ... |
| 6 | GOA | ... | ... | ... | ... | ... | ... | ... | ... | ... | ... | ... | ... |
| 7 | GUJARAT | ... | ... | ... | ... | ... | ... | ... | ... | ... | ... | ... | ... |
| 8 | HARYANA | ... | ... | ... | ... | ... | ... | ... | ... | ... | ... | ... | ... |
| 9 | HIMACHAL PRADESH | 5487.00 | 8023.00 | 13510.00 | 51.28 | 6077.00 | 8123.00 | 14200.00 | 47.33 | 8145.00 | 8755.00 | 16900.00 | 45.76 |
| 10 | JAMMU & KASHMIR | ... | ... | ... | ... | ... | ... | ... | ... | ... | ... | ... | ... |
| 11 | JHARKHAND | ... | ... | ... | ... | ... | ... | ... | ... | ... | ... | ... | ... |
| 12 | KARNATAKA | ... | ... | ... | ... | ... | ... | ... | ... | ... | ... | ... | ... |
| 13 | KERALA | ... | ... | ... | ... | ... | ... | ... | ... | ... | ... | ... | ... |
| 14 | MADHYA PRADESH | ... | ... | ... | ... | ... | ... | ... | ... | ... | ... | ... | ... |
| 15 | MAHARASHTRA | ... | ... | ... | ... | ... | ... | ... | ... | ... | ... | ... | ... |
| 16 | MANIPUR | 10.00 | 227.00 | 237.00 | 11.29 | 10.00 | 161.00 | 171.00 | 5.92 | 10.00 | 161.00 | 171.00 | 6.25 |
| 17 | MEGHALAYA | 0.00 | 0.00 | 0.00 | .00 | 200.00 | 0.00 | 200.00 | 56.34 | 500.00 | 0.00 | 500.00 | 61.88 |
| 18 | MIZORAM | ... | ... | ... | ... | ... | ... | ... | ... | ... | ... | ... | ... |
| 19 | NAGALAND | ... | ... | ... | ... | ... | ... | ... | ... | ... | ... | ... | ... |
| 20 | ORISSA | ... | ... | ... | ... | ... | ... | ... | ... | ... | ... | ... | ... |
| 21 | PUNJAB | 0.00 | 47283.00 | 47283.00 | 83.91 | 0.00 | 49665.00 | 49665.00 | 66.75 | 0.00 | 53859.00 | 53859.00 | 53.22 |
| 22 | RAJASTHAN | 0.00 | 3005.00 | 3005.00 | .67 | 0.00 | 3330.00 | 3330.00 | .68 | 0.00 | 3578.00 | 3578.00 | .67 |
| 23 | SIKKIM | ... | ... | ... | ... | ... | ... | ... | ... | ... | ... | ... | ... |
| 24 | TAMIL NADU | 554.00 | 24805.00 | 25359.00 | 18.36 | 1430.00 | 33298.00 | 34728.00 | 18.85 | 550.00 | 39289.00 | 39839.00 | 18.84 |
| 25 | TRIPURA | ... | ... | ... | ... | ... | ... | ... | ... | ... | ... | ... | ... |
| 26 | UTTARAKHAND | ... | ... | ... | ... | ... | ... | ... | ... | ... | ... | ... | ... |
| 27 | UTTAR PRADESH | ... | ... | ... | ... | ... | ... | ... | ... | ... | ... | ... | ... |
| 28 | WEST BENGAL | ... | ... | ... | ... | ... | ... | ... | ... | ... | ... | ... | ... |
| TOTAL STATES | | 6051.00 | 83543.00 | 89594.00 | 3.65 | 8217.00 | 96439.00 | 104656.00 | 3.60 | 12205.00 | 107435.00 | 119640.00 | 3.75 |
| 29 | A. & N. ISLANDS | ... | ... | ... | ... | ... | ... | ... | ... | ... | ... | ... | ... |
| 30 | CHANDIGARH | ... | ... | ... | ... | ... | ... | ... | ... | ... | ... | ... | ... |
| 31 | DADRA & NAGAR HAVELI | ... | ... | ... | ... | ... | ... | ... | ... | ... | ... | ... | ... |
| 32 | DAMAN & DIU | ... | ... | ... | ... | ... | ... | ... | ... | ... | ... | ... | ... |
| 33 | DELHI | ... | ... | ... | ... | ... | ... | ... | ... | ... | ... | ... | ... |
| 34 | LAKSHADWEEP | ... | ... | ... | ... | ... | ... | ... | ... | ... | ... | ... | ... |
| 35 | PUDUCHERRY | ... | ... | ... | ... | ... | ... | ... | ... | ... | ... | ... | ... |
| TOTAL U. T. | | 0.00 | 0.00 | 0.00 | .00 | 0.00 | 0.00 | 0.00 | .00 | 0.00 | 0.00 | 0.00 | .00 |
| TOTAL (STATE & UTs) | | 6051.00 | 83543.00 | 89594.00 | 3.63 | 8217.00 | 96439.00 | 104656.00 | 3.58 | 12205.00 | 107435.00 | 119640.00 | 3.73 |

. . . NICNET . . .

STATEMENT NO. (22): PLAN & NON-PLAN BUDGETED EXPENDITURE ON LANGUAGE DEVELOPMENT (Sub-head wise)

ACCOUNT: REVENUE ACCOUNT
PROGRAM: OTHER LANGUAGE EDUCATION

(RUPEES IN THOUSANDS)

| SL. NO. | STATE/UNION TERRITORY | 2005-06 (ACTUALS) | | | | 2006-07 (R.E.) | | | | 2007-08 (B.E.) | | | |
|---------------------|-----------------------|-------------------|----------|-------|----------------------------------|----------------|----------|-------|----------------------------------|----------------|----------|-------|----------------------------------|
| | | PLAN | NON-PLAN | TOTAL | % AGE TO TOTAL EXP. ON LNG. DVL. | PLAN | NON-PLAN | TOTAL | % AGE TO TOTAL EXP. ON LNG. DVL. | PLAN | NON-PLAN | TOTAL | % AGE TO TOTAL EXP. ON LNG. DVL. |
| 1 | ANDHRA PRADESH | ... | ... | ... | ... | ... | ... | ... | ... | ... | ... | ... | ... |
| 2 | ARUNACHAL PRADESH | ... | ... | ... | ... | ... | ... | ... | ... | ... | ... | ... | ... |
| 3 | ASSAM | ... | ... | ... | ... | ... | ... | ... | ... | ... | ... | ... | ... |
| 4 | BIHAR | ... | ... | ... | ... | ... | ... | ... | ... | ... | ... | ... | ... |
| 5 | CHHATTISGARH | ... | ... | ... | ... | ... | ... | ... | ... | ... | ... | ... | ... |
| 6 | GOA | ... | ... | ... | ... | ... | ... | ... | ... | ... | ... | ... | ... |
| 7 | GUJARAT | ... | ... | ... | ... | ... | ... | ... | ... | ... | ... | ... | ... |
| 8 | HARYANA | ... | ... | ... | ... | ... | ... | ... | ... | ... | ... | ... | ... |
| 9 | HIMACHAL PRADESH | ... | ... | ... | ... | ... | ... | ... | ... | ... | ... | ... | ... |
| 10 | JAMMU & KASHMIR | ... | ... | ... | ... | ... | ... | ... | ... | ... | ... | ... | ... |
| 11 | JHARKHAND | ... | ... | ... | ... | ... | ... | ... | ... | ... | ... | ... | ... |
| 12 | KARNATAKA | ... | ... | ... | ... | ... | ... | ... | ... | ... | ... | ... | ... |
| 13 | KERALA | ... | ... | ... | ... | ... | ... | ... | ... | ... | ... | ... | ... |
| 14 | MADHYA PRADESH | ... | ... | ... | ... | ... | ... | ... | ... | ... | ... | ... | ... |
| 15 | MAHARASHTRA | ... | ... | ... | ... | ... | ... | ... | ... | ... | ... | ... | ... |
| 16 | MANIPUR | ... | ... | ... | ... | ... | ... | ... | ... | ... | ... | ... | ... |
| 17 | MEGHALAYA | ... | ... | ... | ... | ... | ... | ... | ... | ... | ... | ... | ... |
| 18 | MIZORAM | ... | ... | ... | ... | ... | ... | ... | ... | ... | ... | ... | ... |
| 19 | NAGALAND | ... | ... | ... | ... | ... | ... | ... | ... | ... | ... | ... | ... |
| 20 | ORISSA | ... | ... | ... | ... | ... | ... | ... | ... | ... | ... | ... | ... |
| 21 | PUNJAB | ... | ... | ... | ... | ... | ... | ... | ... | ... | ... | ... | ... |
| 22 | RAJASTHAN | ... | ... | ... | ... | ... | ... | ... | ... | ... | ... | ... | ... |
| 23 | SIKKIM | ... | ... | ... | ... | ... | ... | ... | ... | ... | ... | ... | ... |
| 24 | TAMIL NADU | ... | ... | ... | ... | ... | ... | ... | ... | ... | ... | ... | ... |
| 25 | TRIPURA | ... | ... | ... | ... | ... | ... | ... | ... | ... | ... | ... | ... |
| 26 | UTTARAKHAND | ... | ... | ... | ... | ... | ... | ... | ... | ... | ... | ... | ... |
| 27 | UTTAR PRADESH | ... | ... | ... | ... | ... | ... | ... | ... | ... | ... | ... | ... |
| 28 | WEST BENGAL | ... | ... | ... | ... | ... | ... | ... | ... | ... | ... | ... | ... |
| TOTAL STATES | | 0.00 | 0.00 | 0.00 | .00 | 0.00 | 0.00 | 0.00 | .00 | 0.00 | 0.00 | 0.00 | .00 |
| 29 | A. & N. ISLANDS | ... | ... | ... | ... | ... | ... | ... | ... | ... | ... | ... | ... |
| 30 | CHANDIGARH | ... | ... | ... | ... | ... | ... | ... | ... | ... | ... | ... | ... |
| 31 | DADRA & NAGAR HAVELI | ... | ... | ... | ... | ... | ... | ... | ... | ... | ... | ... | ... |
| 32 | DAMAN & DIU | ... | ... | ... | ... | ... | ... | ... | ... | ... | ... | ... | ... |
| 33 | DELHI | ... | ... | ... | ... | ... | ... | ... | ... | ... | ... | ... | ... |
| 34 | LAKSHADWEEP | ... | ... | ... | ... | ... | ... | ... | ... | ... | ... | ... | ... |
| 35 | PUDUCHERRY | ... | ... | ... | ... | ... | ... | ... | ... | ... | ... | ... | ... |
| TOTAL U.T. | | 0.00 | 0.00 | 0.00 | .00 | 0.00 | 0.00 | 0.00 | .00 | 0.00 | 0.00 | 0.00 | .00 |
| TOTAL (STATE & UTs) | | ... | ... | 0.00 | .00 | ... | ... | 0.00 | .00 | ... | ... | 0.00 | .00 |

. . . NICNET . . .

STATEMENT NO. (22): PLAN & NON-PLAN BUDGETED EXPENDITURE ON LANGUAGE DEVELOPMENT (Sub-head wise)

ACCOUNT: REVENUE ACCOUNT
PROGRAM: OTHER EXPENDITURE

(RUPEES IN THOUSANDS)

| SL. NO. | STATE/UNION TERRITORY | 2005-06 (ACTUALS) | | | | 2006-07 (R.E.) | | | | 2007-08 (B.E.) | | | |
|---------|-----------------------|-------------------|-----------|-----------|----------------------------------|----------------|-----------|------------|----------------------------------|----------------|------------|------------|----------------------------------|
| | | PLAN | NON-PLAN | TOTAL | % AGE TO TOTAL EXP. ON LNG. DVL. | PLAN | NON-PLAN | TOTAL | % AGE TO TOTAL EXP. ON LNG. DVL. | PLAN | NON-PLAN | TOTAL | % AGE TO TOTAL EXP. ON LNG. DVL. |
| 1 | ANDHRA PRADESH | 100.00 | 0.00 | 100.00 | .07 | 150.00 | 0.00 | 150.00 | .08 | 165.00 | 0.00 | 165.00 | .08 |
| 2 | ARUNACHAL PRADESH | ... | ... | ... | ... | ... | ... | ... | ... | ... | ... | ... | ... |
| 3 | ASSAM | 32466.00 | 121032.00 | 153498.00 | 78.35 | 25000.00 | 193641.00 | 218641.00 | 76.82 | 25000.00 | 220420.00 | 245420.00 | 76.93 |
| 4 | BIHAR | 0.00 | 372483.00 | 372483.00 | 65.27 | 0.00 | 381068.00 | 381068.00 | 65.76 | 0.00 | 388970.00 | 388970.00 | 65.86 |
| 5 | CHHATTISGARH | ... | ... | ... | ... | ... | ... | ... | ... | ... | ... | ... | ... |
| 6 | COA | 10048.00 | 89.00 | 10137.00 | 100.00 | 12800.00 | 200.00 | 13000.00 | 100.00 | 10001.00 | 200.00 | 10201.00 | 99.99 |
| 7 | GUJARAT | ... | ... | ... | ... | ... | ... | ... | ... | ... | ... | ... | ... |
| 8 | HARYANA | ... | ... | ... | ... | ... | ... | ... | ... | ... | ... | ... | ... |
| 9 | HIMACHAL PRADESH | 105.00 | 511.00 | 616.00 | 2.34 | 42.00 | 1715.00 | 1757.00 | 5.86 | 42.00 | 1738.00 | 1780.00 | 4.82 |
| 10 | JAMMU & KASHMIR | ... | ... | ... | ... | ... | ... | ... | ... | ... | ... | ... | ... |
| 11 | JHARKHAND | 0.00 | 34500.00 | 34500.00 | 81.75 | 0.00 | 32437.00 | 32437.00 | 77.97 | 0.00 | 43215.00 | 43215.00 | 82.00 |
| 12 | KARNATAKA | ... | ... | ... | ... | ... | ... | ... | ... | ... | ... | ... | ... |
| 13 | KERALA | 1148.00 | 120921.00 | 122069.00 | 74.78 | 1500.00 | 141950.00 | 143450.00 | 75.54 | 1500.00 | 192365.00 | 193865.00 | 81.61 |
| 14 | MADHYA PRADESH | 0.00 | 400.00 | 400.00 | 1.38 | 0.00 | 410.00 | 410.00 | 1.17 | 0.00 | 410.00 | 410.00 | 1.04 |
| 15 | MAHARASHTRA | ... | ... | ... | ... | ... | ... | ... | ... | ... | ... | ... | ... |
| 16 | MANIPUR | 50.00 | 0.00 | 50.00 | 2.38 | 110.00 | 0.00 | 110.00 | 3.81 | 60.00 | 0.00 | 60.00 | 2.19 |
| 17 | MEGHALAYA | ... | ... | ... | ... | ... | ... | ... | ... | ... | ... | ... | ... |
| 18 | MIZORAM | ... | ... | ... | ... | ... | ... | ... | ... | ... | ... | ... | ... |
| 19 | NAGALAND | ... | ... | ... | ... | ... | ... | ... | ... | ... | ... | ... | ... |
| 20 | ORISSA | 4306.00 | 2191.00 | 6497.00 | 7.65 | 7931.00 | 2451.00 | 10382.00 | 9.15 | 13821.00 | 2451.00 | 16272.00 | 13.48 |
| 21 | PUNJAB | 0.00 | 4338.00 | 4338.00 | 7.70 | 0.00 | 5492.00 | 5492.00 | 7.38 | 0.00 | 5846.00 | 5846.00 | 5.78 |
| 22 | RAJASTHAN | 652.00 | 12895.00 | 13547.00 | 3.01 | 1052.00 | 14405.00 | 15457.00 | 3.15 | 2321.00 | 16727.00 | 19048.00 | 3.55 |
| 23 | SIKKIM | ... | ... | ... | ... | ... | ... | ... | ... | ... | ... | ... | ... |
| 24 | TAMIL NADU | 4251.00 | 77899.00 | 82150.00 | 59.49 | 16676.00 | 94091.00 | 110767.00 | 60.14 | 14678.00 | 112040.00 | 126718.00 | 59.92 |
| 25 | TRIPURA | 0.00 | 8450.00 | 8450.00 | 51.05 | 0.00 | 9000.00 | 9000.00 | 85.00 | 0.00 | 9600.00 | 9600.00 | 83.73 |
| 26 | UTTARAKHAND | ... | ... | ... | ... | ... | ... | ... | ... | ... | ... | ... | ... |
| 27 | UTTAR PRADESH | 400.00 | 700.00 | 1100.00 | 7.76 | 500.00 | 3400.00 | 3900.00 | 17.85 | 500.00 | 700.00 | 1200.00 | 5.80 |
| 28 | WEST BENGAL | 36239.00 | 50885.00 | 87124.00 | 67.30 | 68120.00 | 53939.00 | 122059.00 | 55.78 | 46600.00 | 57564.00 | 104164.00 | 50.79 |
| | TOTAL STATES | 89765.00 | 807294.00 | 897059.00 | 36.50 | 133881.00 | 934199.00 | 1068080.00 | 36.70 | 114688.00 | 1052246.00 | 1166934.00 | 36.59 |
| 29 | A. & N. ISLANDS | ... | ... | ... | ... | ... | ... | ... | ... | ... | ... | ... | ... |
| 30 | CHANDIGARH | 790.00 | 4137.00 | 4927.00 | 100.00 | 1900.00 | 4610.00 | 6510.00 | 100.00 | 3200.00 | 4818.00 | 8018.00 | 100.00 |
| 31 | DADRA & NAGAR HAVELI | ... | ... | ... | ... | ... | ... | ... | ... | ... | ... | ... | ... |
| 32 | DAMAN & DIU | ... | ... | ... | ... | ... | ... | ... | ... | ... | ... | ... | ... |
| 33 | DELHI | ... | ... | ... | ... | ... | ... | ... | ... | ... | ... | ... | ... |
| 34 | LAKSHADWEEP | ... | ... | ... | ... | ... | ... | ... | ... | ... | ... | ... | ... |
| 35 | PUDUCHERRY | 2107.00 | 0.00 | 2107.00 | 100.00 | 5161.00 | 0.00 | 5161.00 | 100.00 | 3106.00 | 0.00 | 3106.00 | 100.00 |
| | TOTAL U. T. | 2897.00 | 4137.00 | 7034.00 | 68.13 | 7061.00 | 4610.00 | 11671.00 | 80.66 | 6306.00 | 4818.00 | 11124.00 | 76.43 |
| | TOTAL (STATE & UTs) | 92662.00 | 811431.00 | 904093.00 | 36.63 | 140942.00 | 938809.00 | 1079751.00 | 36.92 | 120994.00 | 1057064.00 | 1178058.00 | 36.77 |

..NICNET..

STATEMENT NO. (23) : BUDGETED EXPENDITURE ON EDUCATION OF THE EDUCATION DEPARTMENTS ACCORDING TO HEADS OF CHARGES (REVENUE ACCOUNT) FOR 2005-06 (ACTUALS)

(RUPEES IN THOUSANDS)

| STATE/ UNION TERRITORY | ELEMENTARY EDUCATION TOTAL % AGE | SECONDARY EDUCATION TOTAL % AGE | ADULT EDUCATION TOTAL % AGE | UNIV. & HIGHER EDU. TOTAL % AGE | TECHNICAL EDUCATION TOTAL % AGE | PHYSICAL EDUCATION TOTAL % AGE | GENERAL EDUCATION TOTAL % AGE | LANGUAGE DEVELOPMENT TOTAL % AGE | T O T A L | | | | | | | | |
|---------------------------|--|---------------------------------------|-----------------------------------|---------------------------------------|---------------------------------------|--------------------------------------|-------------------------------------|--|-------------|-------|-----------|------|------------|------|------------|------|--------------|
| ANDHRA PRADESH | 23601918.00 | 46.73 | 15364030.00 | 30.42 | 125745.00 | .25 | 9248107.00 | 18.31 | 1606594.00 | 3.18 | 12526.00 | .02 | 399990.00 | .79 | 147444.00 | .29 | 50506354.00 |
| ARUNACHAL PRADESH | 1307099.00 | 64.81 | 448180.00 | 22.22 | 32998.00 | 1.64 | 139932.00 | 9.91 | .00 | .00 | 8468.00 | .42 | 20234.00 | 1.00 | .00 | .00 | 2016911.00 |
| ASSAM | 14204276.00 | 58.45 | 6536586.00 | 26.90 | 174887.00 | .72 | 2720238.00 | 11.19 | 233728.00 | .96 | 60865.00 | .25 | 175762.00 | .72 | 195901.00 | .81 | 24302243.00 |
| BIHAR | 26745898.00 | 62.91 | 7060002.00 | 16.61 | 63520.00 | .15 | 7651144.00 | 18.00 | 339359.00 | .80 | 10408.00 | .02 | 74395.00 | .17 | 570702.00 | 1.34 | 42515428.00 |
| CHHATTISGARH | 7809599.00 | 65.76 | 2253558.00 | 18.98 | 6036.00 | .05 | 1534665.00 | 12.92 | 243484.00 | 2.05 | 2217.00 | .02 | 20245.00 | .17 | 5695.00 | .05 | 11875499.00 |
| GOA | 636729.00 | 21.65 | 1613528.00 | 54.87 | 6705.00 | .23 | 448716.00 | 15.26 | 194707.00 | 6.62 | .00 | .00 | 29993.00 | 1.02 | 10137.00 | .34 | 2940515.00 |
| GUJARAT | 22050550.00 | 54.43 | 12648754.00 | 31.23 | 37914.00 | .09 | 3589685.00 | 8.86 | 1201000.00 | 2.96 | 13264.00 | .03 | 935399.00 | 2.31 | 31792.00 | .08 | 40508358.00 |
| HARYANA | 8572589.00 | 46.53 | 6855481.00 | 37.21 | 8427.00 | .05 | 2113584.00 | 11.47 | 732269.00 | 3.97 | .00 | .00 | 127458.00 | .69 | 13300.00 | .07 | 18423108.00 |
| HIMACHAL PRADESH | 6191316.00 | 53.72 | 4432723.00 | 38.46 | 5748.00 | .05 | 727201.00 | 6.31 | 96511.00 | .84 | 1891.00 | .02 | 43104.00 | .37 | 26347.00 | .23 | 11524841.00 |
| JAMMU & KASHMIR | 3313246.00 | 48.23 | 2760990.00 | 40.19 | .00 | .00 | 515866.00 | 7.51 | 255164.00 | 3.71 | .00 | .00 | 23895.00 | .35 | .00 | .00 | 6869161.00 |
| JHARKHAND | 10799439.00 | 69.08 | 1832109.00 | 11.72 | .00 | .00 | 2063438.00 | 13.20 | 892587.00 | 5.71 | 2579.00 | .02 | .00 | .00 | 42201.00 | .77 | 15632353.00 |
| KARNATAKA | 26679005.00 | 56.27 | 13042645.00 | 27.52 | 46974.00 | .10 | 5088354.00 | 10.74 | 1692476.00 | 3.57 | 1236.00 | .00 | 769357.00 | 1.62 | 87432.00 | .18 | 47399379.00 |
| KERALA | 13900763.00 | 41.23 | 12399286.00 | 36.78 | 5000.00 | .01 | 5194324.00 | 15.41 | 1708533.00 | 5.07 | 3078.00 | .01 | 339313.00 | 1.01 | 163238.00 | .48 | 33713535.00 |
| MADHYA PRADESH | 19347276.00 | 68.43 | 4245454.00 | 15.02 | .00 | .00 | 3737943.00 | 13.22 | 714028.00 | 2.53 | 4377.00 | .02 | 195894.00 | .69 | 28951.00 | .10 | 28273923.00 |
| MAHARASHTRA | 47737420.00 | 45.18 | 41550382.00 | 39.33 | 98468.00 | .09 | 10939560.00 | 10.35 | 4546684.00 | 4.30 | 44637.00 | .04 | 732623.00 | .69 | 450.00 | .00 | 105650224.00 |
| MANIPUR | 1772768.00 | 46.02 | 825389.00 | 21.43 | 31876.00 | .83 | 1097839.00 | 28.50 | 39427.00 | 1.02 | 28476.00 | .74 | 54078.00 | 1.40 | 100.00 | .05 | 3851953.00 |
| MEGHALAYA | 1551747.00 | 54.76 | 660319.00 | 23.30 | 17184.00 | .61 | 387099.00 | 13.66 | 145642.00 | 5.14 | .00 | .00 | 71283.00 | 2.52 | 335.00 | .01 | 2833609.00 |
| MIZORAM | 1380897.00 | 56.29 | 565202.00 | 23.08 | 16412.00 | .67 | 241278.00 | 9.84 | 83298.00 | 3.40 | .00 | .00 | 40465.00 | 1.65 | 124483.00 | 5.07 | 2453035.00 |
| NAGALAND | 1639746.00 | 58.31 | 701162.00 | 24.94 | 6382.00 | .23 | 217991.00 | 7.75 | 162822.00 | 5.79 | .00 | .00 | .00 | .00 | 83791.00 | 2.98 | 2811894.00 |
| ORISSA | 12576231.00 | 55.14 | 6398379.00 | 28.06 | 9941.00 | .04 | 3443875.00 | 15.10 | 262797.00 | 1.15 | 17054.00 | .07 | 12994.00 | .06 | 84906.00 | .37 | 22806177.00 |
| PUNJAB | 5352617.00 | 23.96 | 14175866.00 | 63.45 | 30051.00 | .13 | 2255161.00 | 10.09 | 336754.00 | 1.51 | 9389.00 | .04 | 125285.00 | .56 | 56533.00 | .25 | 22341476.00 |
| RAJASTHAN | 27513068.00 | 59.90 | 14445276.00 | 31.45 | 121740.00 | .27 | 2885291.00 | 6.28 | 405665.00 | .88 | 23513.00 | .05 | 86869.00 | .19 | 450234.00 | .98 | 45931656.00 |
| SIKKIM | 875632.00 | 47.74 | 828661.00 | 45.17 | .00 | .00 | 48143.00 | 2.62 | 24126.00 | 1.32 | .00 | .00 | 55753.00 | 3.04 | 2024.00 | .11 | 1834339.00 |
| TAMIL NADU | 20038853.00 | 40.91 | 18130658.00 | 37.01 | 59970.00 | .12 | 5461419.00 | 11.15 | 1677270.00 | 3.42 | 14887.00 | .03 | 3463054.00 | 7.07 | 138089.00 | .28 | 48984200.00 |
| TRIPURA | 1837461.00 | 42.69 | 1738668.00 | 40.40 | 211438.00 | 4.91 | 237287.00 | 5.51 | 38220.00 | .89 | 126582.00 | 2.94 | 97625.00 | 2.27 | 16552.00 | .38 | 4303833.00 |
| UTTARAKHAND | 4999270.00 | 43.71 | 4912202.00 | 42.95 | .00 | .00 | 942798.00 | 8.24 | 498872.00 | 4.36 | .00 | .00 | 53337.00 | .47 | 31854.00 | .28 | 11438333.00 |
| UTTAR PRADESH | 47701249.00 | 59.44 | 25592438.00 | 31.89 | .00 | .00 | 6111139.00 | 7.61 | 745829.00 | .93 | .00 | .00 | 92106.00 | .11 | 14174.00 | .02 | 80256935.00 |
| WEST BENGAL | 21054521.00 | 38.97 | 24401367.00 | 45.17 | 36072.00 | .07 | 6348913.00 | 11.75 | 1390246.00 | 2.57 | 36541.00 | .07 | 627216.00 | 1.16 | 129450.00 | .24 | 54024326.00 |
| TOTAL STATES | 381183083.00 | 51.10 | 246420295.00 | 33.03 | 1153488.00 | .15 | 85450990.00 | 11.45 | 20268092.00 | 2.72 | 421988.00 | .06 | 8667727.00 | 1.16 | 2457935.00 | .33 | 746023598.00 |
| A. & N. ISLANDS | 539240.00 | 49.11 | 377568.00 | 34.39 | 2369.00 | .22 | 73714.00 | 6.71 | 64387.00 | 5.86 | .00 | .00 | 37804.00 | 3.44 | 2883.00 | .26 | 1097965.00 |
| CHANDIGARH | 463057.00 | 26.92 | 341359.00 | 19.84 | 3270.00 | .19 | 650339.00 | 37.80 | 204000.00 | 11.86 | 38865.00 | 2.26 | 14454.00 | .84 | 4927.00 | .29 | 1720271.00 |
| DADRA & NAGAR HAVELI | 151541.00 | 68.97 | 45534.00 | 20.72 | 284.00 | .13 | .00 | .00 | 10492.00 | 4.78 | .00 | .00 | 11874.00 | 5.40 | .00 | .00 | 219725.00 |
| DAMAN & DIU | 80392.00 | 43.12 | 69719.00 | 37.39 | 440.00 | .24 | 12068.00 | 6.47 | 18237.00 | 9.78 | .00 | .00 | 5602.00 | 3.00 | .00 | .00 | 186458.00 |
| DELHI | 1162131.00 | 7.55 | 12569461.00 | 81.69 | 363253.00 | 2.36 | 337196.00 | 2.19 | 594522.00 | 3.86 | 3593.00 | .02 | 355852.00 | 2.31 | 408.00 | .00 | 15386416.00 |
| LAKSHADWEEP | 6523.00 | 4.73 | 115208.00 | 83.51 | .00 | .00 | 10256.00 | 7.43 | .00 | .00 | .00 | .00 | 5966.00 | 4.32 | .00 | .00 | 137953.00 |
| PUDUCHERRY | 721745.00 | 39.37 | 611104.00 | 33.34 | 3921.00 | .21 | 284712.00 | 15.53 | 172765.00 | 9.43 | 4755.00 | .26 | 31902.00 | 1.74 | 2107.00 | .11 | 1833011.00 |
| TOTAL U.T.s | 3124629.00 | 15.18 | 14129953.00 | 68.65 | 373537.00 | 1.81 | 1368285.00 | 6.65 | 1064403.00 | 5.17 | 47213.00 | .23 | 463454.00 | 2.25 | 10325.00 | .05 | 20581799.00 |
| TOTAL (STATES & UTs) | 384307712.00 | 50.13 | 260550248.00 | 33.99 | 1527025.00 | .20 | 86819275.00 | 11.33 | 21332495.00 | 2.78 | 469201.00 | .06 | 9131181.00 | 1.19 | 2468260.00 | .32 | 766605397.00 |
| TOTAL CENTRE | 117512200.00 | 65.93 | 17496108.00 | 9.82 | 2434600.00 | 1.37 | 23314209.00 | 13.08 | 15237411.00 | 8.55 | 6500.00 | .00 | 770730.00 | .43 | 1459876.00 | .82 | 178231634.00 |
| GRAND TOTAL | 501819912.00 | 53.11 | 278046356.00 | 29.43 | 3961625.00 | .42 | 110133484.00 | 11.66 | 36569906.00 | 3.87 | 475701.00 | .05 | 9901911.00 | 1.05 | 3928136.00 | .42 | 944837031.00 |

STATEMENT NO. (23 A): BUDGETED EXPENDITURE ON EDUCATION ACCORDING TO HEADS OF CHARHES
(CAPITAL ACCOUNT) FOR 2005-06 (ACTUALS)

(RUPEES IN THOUSANDS)

| STATE/ UNION TERRITORY | ELEMENTARY EDUCATION | SECONDARY EDUCATION | ADULT EDUCATION | UNIV. & HIGHER EDUCATION | TECHNICAL EDUCATION | PHYSICAL EDUCATION | GENERAL EDUCATION | LANGUAGE DEVELOPMENT | T O T A L |
|---------------------------|-------------------------|------------------------|--------------------|-----------------------------|------------------------|-----------------------|----------------------|-------------------------|-------------|
| ANDHRA PRADESH | .00 | 26636.00 | .00 | 302985.00 | .00 | .00 | .00 | .00 | 329621.00 |
| ARUNACHAL PRADESH | 43622.00 | 15500.00 | .00 | 6271.00 | 134775.00 | .00 | 117427.00 | .00 | 317595.00 |
| ASSAM | .00 | 11306.00 | .00 | 2911.00 | 14709.00 | .00 | .00 | .00 | 28926.00 |
| BIHAR | 9634.00 | 9259.00 | .00 | .00 | 241000.00 | .00 | .00 | .00 | 259893.00 |
| CHHATTISGARH | 35821.00 | 236338.00 | .00 | 177466.00 | 177483.00 | .00 | .00 | .00 | 627108.00 |
| GOA | 8491.00 | 2468.00 | .00 | 4198.00 | 10907.00 | .00 | 30556.00 | .00 | 56620.00 |
| GUJARAT | 49668.00 | 7301.00 | .00 | 63702.00 | 65163.00 | .00 | .00 | .00 | 185834.00 |
| HARYANA | .00 | 11685.00 | .00 | 183751.00 | 9430.00 | .00 | .00 | .00 | 204866.00 |
| HIMACHAL PRADESH | 16998.00 | 132792.00 | .00 | 97075.00 | 71500.00 | .00 | .00 | .00 | 318365.00 |
| JAMMU & KASHMIR | .00 | .00 | .00 | .00 | .00 | .00 | .00 | .00 | .00 |
| JHARKHAND | .00 | 158355.00 | .00 | .00 | 149757.00 | .00 | 189850.00 | .00 | 497962.00 |
| KARNATAKA | 9823.00 | 65470.00 | .00 | 83769.00 | 5260.00 | .00 | 292050.00 | .00 | 456372.00 |
| KERALA | .00 | 2553.00 | .00 | 82229.00 | 293326.00 | .00 | 22032.00 | .00 | 400140.00 |
| MADHYA PRADESH | 67077.00 | 144631.00 | .00 | 79720.00 | 74100.00 | .00 | .00 | .00 | 365528.00 |
| MAHARASHTRA | .00 | .00 | .00 | 9993.00 | 69810.00 | .00 | 1231.00 | .00 | 81034.00 |
| MANIPUR | .00 | 4890.00 | 34244.00 | .00 | 5174.00 | .00 | 8169.00 | .00 | 52477.00 |
| MEGHALAYA | 3508.00 | .00 | .00 | .00 | .00 | .00 | .00 | .00 | 3508.00 |
| MIZORAM | .00 | .00 | .00 | 91620.00 | 40480.00 | .00 | .00 | .00 | 132100.00 |
| NAGALAND | 1183.00 | 28858.00 | .00 | 3767.00 | .00 | .00 | 6944.00 | .00 | 40752.00 |
| ORISSA | .00 | .00 | .00 | .00 | .00 | .00 | .00 | .00 | .00 |
| PUNJAB | 162023.00 | .00 | .00 | 70.00 | 4037.00 | .00 | .00 | 20000.00 | 186130.00 |
| RAJASTHAN | 134724.00 | 20639.00 | .00 | 71303.00 | 148136.00 | .00 | .00 | 1674.00 | 376476.00 |
| SIKKIM | 52185.00 | 6913.00 | .00 | 15878.00 | 94012.00 | .00 | .00 | .00 | 168988.00 |
| TAMIL NADU | 6572.00 | 2071121.00 | .00 | 20505.00 | 81881.00 | .00 | .00 | .00 | 2180079.00 |
| TRIPURA | 199269.00 | 18552.00 | .00 | 122263.00 | 71639.00 | .00 | 30.00 | .00 | 411753.00 |
| UTTARAKHAND | .00 | 413246.00 | .00 | 82227.00 | 66982.00 | .00 | .00 | .00 | 562455.00 |
| UTTAR PRADESH | 95108.00 | 229798.00 | .00 | 1478501.00 | 67629.00 | .00 | .00 | .00 | 1871036.00 |
| WEST BENGAL | 3169.00 | 11090.00 | .00 | 36317.00 | 26515.00 | .00 | 49957.00 | .00 | 127048.00 |
| TOTAL STATES | 898875.00 | 3629401.00 | 34244.00 | 3016521.00 | 1923705.00 | .00 | 718246.00 | 21674.00 | 10242666.00 |
| A. & N. ISLANDS | 44277.00 | 41637.00 | .00 | 11688.00 | 32865.00 | .00 | 4988.00 | .00 | 135455.00 |
| CHANDIGARH | 2863.00 | 15875.00 | .00 | 8200.00 | 15634.00 | .00 | .00 | .00 | 42572.00 |
| DADRA & NAGAR HAVELI | .00 | 10000.00 | .00 | .00 | 10600.00 | .00 | .00 | .00 | 20600.00 |
| DAMAN & DIU | .00 | .00 | .00 | .00 | .00 | .00 | 23700.00 | .00 | 23700.00 |
| DELHI | 84522.00 | 313365.00 | .00 | 61744.00 | 142982.00 | .00 | 132708.00 | .00 | 735521.00 |
| LAKSHADWEEP | .00 | 16178.00 | .00 | 7282.00 | 1000.00 | .00 | .00 | .00 | 24460.00 |
| PUDUCHERRY | 39900.00 | 73692.00 | .00 | 31918.00 | .00 | .00 | 45486.00 | .00 | 190996.00 |
| TOTAL U.T.s | 171562.00 | 470947.00 | .00 | 120832.00 | 203081.00 | .00 | 206882.00 | .00 | 1173304.00 |
| TOTAL (STATES & UT) | 1070437.00 | 4100348.00 | 34244.00 | 3137353.00 | 2126786.00 | .00 | 925128.00 | 21674.00 | 11415970.00 |

..NICNET..

STATEMENT NO. (23 B): BUDGETED EXPENDITURE ON EDUCATION ACCORDING TO HEADS OF CHARHES
(LOAN AND ADVANCES ACCOUNT) FOR 2005-06 (ACTUALS)

(RUPEES IN THOUSANDS)

| STATE/ UNION TERRITORY | ELEMENTARY EDUCATION | SECONDARY EDUCATION | ADULT EDUCATION | UNIV. & HIGHER EDUCATION | TECHNICAL EDUCATION | PHYSICAL EDUCATION | GENERAL EDUCATION | LANGUAGE DEVELOPMENT | T O T A L |
|---------------------------|-------------------------|------------------------|--------------------|-----------------------------|------------------------|-----------------------|----------------------|-------------------------|-----------|
| ANDHRA PRADESH | .00 | 20000.00 | .00 | .00 | .00 | .00 | .00 | .00 | 20000.00 |
| ARUNACHAL PRADESH | .00 | .00 | .00 | .00 | .00 | .00 | .00 | .00 | .00 |
| ASSAM | .00 | .00 | .00 | .00 | .00 | .00 | .00 | .00 | .00 |
| BIHAR | .00 | .00 | .00 | .00 | .00 | .00 | .00 | .00 | .00 |
| CHHATTISGARH | 200000.00 | .00 | .00 | .00 | .00 | .00 | .00 | .00 | 200000.00 |
| GOA | .00 | .00 | .00 | 12718.00 | .00 | .00 | .00 | .00 | 12718.00 |
| GUJARAT | .00 | .00 | .00 | .00 | .00 | .00 | .00 | .00 | .00 |
| HARYANA | .00 | .00 | .00 | .00 | .00 | .00 | .00 | .00 | .00 |
| HIMACHAL PRADESH | .00 | .00 | .00 | .00 | .00 | .00 | .00 | .00 | .00 |
| JAMMU & KASHMIR | .00 | .00 | .00 | .00 | .00 | .00 | .00 | .00 | .00 |
| JHARKHAND | .00 | .00 | .00 | .00 | .00 | .00 | .00 | .00 | .00 |
| KARNATAKA | .00 | .00 | .00 | .00 | .00 | .00 | .00 | .00 | .00 |
| KERALA | .00 | .00 | .00 | .00 | .00 | .00 | .00 | .00 | .00 |
| MADHYA PRADESH | .00 | .00 | .00 | .00 | 59850.00 | .00 | .00 | .00 | 59850.00 |
| MAHARASHTRA | .00 | .00 | .00 | .00 | .00 | .00 | .00 | .00 | .00 |
| MANIPUR | .00 | .00 | .00 | .00 | .00 | .00 | .00 | .00 | .00 |
| MEGHALAYA | .00 | .00 | .00 | .00 | .00 | .00 | .00 | .00 | .00 |
| MIZORAM | .00 | .00 | .00 | .00 | .00 | .00 | .00 | .00 | .00 |
| NAGALAND | .00 | .00 | .00 | .00 | .00 | .00 | .00 | .00 | .00 |
| ORISSA | .00 | .00 | .00 | .00 | .00 | .00 | .00 | .00 | .00 |
| PUNJAB | .00 | .00 | .00 | .00 | .00 | .00 | .00 | .00 | .00 |
| RAJASTHAN | .00 | .00 | .00 | .00 | .00 | .00 | .00 | .00 | .00 |
| SIKKIM | .00 | .00 | .00 | .00 | .00 | .00 | .00 | .00 | .00 |
| TAMIL NADU | .00 | .00 | .00 | .00 | .00 | .00 | .00 | .00 | .00 |
| TRIPURA | .00 | .00 | .00 | .00 | .00 | .00 | .00 | .00 | .00 |
| UTTARAKHAND | .00 | .00 | .00 | .00 | .00 | .00 | .00 | .00 | .00 |
| UTTAR PRADESH | .00 | .00 | .00 | .00 | 78903.00 | .00 | .00 | .00 | 78903.00 |
| WEST BENGAL | .00 | .00 | .00 | .00 | .00 | .00 | .00 | .00 | .00 |
| TOTAL STATES | 200000.00 | 20000.00 | .00 | 12718.00 | 138753.00 | .00 | .00 | .00 | 371471.00 |
| A. & N. ISLANDS | .00 | .00 | .00 | .00 | .00 | .00 | .00 | .00 | .00 |
| CHANDIGARH | .00 | .00 | .00 | .00 | .00 | .00 | .00 | .00 | .00 |
| DADRA & NAGAR HAVELI | .00 | .00 | .00 | .00 | .00 | .00 | .00 | .00 | .00 |
| DAMAN & DIU | .00 | .00 | .00 | .00 | .00 | .00 | .00 | .00 | .00 |
| DELHI | .00 | .00 | .00 | .00 | .00 | .00 | .00 | .00 | .00 |
| LAKSHADWEEP | .00 | .00 | .00 | .00 | .00 | .00 | .00 | .00 | .00 |
| PUDUCHERRY | .00 | .00 | .00 | .00 | .00 | .00 | .00 | .00 | .00 |
| TOTAL U.T.s | .00 | .00 | .00 | .00 | .00 | .00 | .00 | .00 | .00 |
| TOTAL (STATES & UT) | 200000.00 | 20000.00 | .00 | 12718.00 | 138753.00 | .00 | .00 | .00 | 371471.00 |

..NICNET..

STATEMENT NO. (24) : BUDGETED EXPENDITURE ON EDUCATION OF THE EDUCATION DEPARTMENTS ACCORDING TO HEADS OF CHARGES (REVENUE ACCOUNT) FOR 2006-07 (REVISED ESTIMATES)

(RUPEES IN THOUSANDS)

| STATE/ UNION TERRITORY | ELEMENTARY EDUCATION TOTAL % AGE | SECONDARY EDUCATION TOTAL % AGE | ADULT EDUCATION TOTAL % AGE | UNIV. & HIGHER EDU. TOTAL % AGE | TECHNICAL EDUCATION TOTAL % AGE | PHYSICAL EDUCATION TOTAL % AGE | GENERAL EDUCATION TOTAL % AGE | LANGUAGE DEVELOPMENT TOTAL % AGE | T O T A L | | | | | | | | |
|------------------------|--|---------------------------------------|-----------------------------------|---------------------------------------|---------------------------------------|--------------------------------------|-------------------------------------|--|-------------|-------|-----------|------|-------------|------|------------|------|---------------|
| ANDHRA PRADESH | 2702393.00 | 45.96 | 1725980.00 | 29.35 | 120000.00 | .20 | 1165001.00 | 19.81 | 1994402.00 | 3.39 | 15338.00 | .03 | 552674.00 | .94 | 186603.00 | .32 | 5802840.00 |
| ARUNACHAL PRADESH | 1387199.00 | 64.49 | 470359.00 | 21.87 | 23174.00 | 1.08 | 219327.00 | 10.20 | ... | ... | 26056.00 | 1.21 | 25021.00 | 1.16 | ... | ... | 2151136.00 |
| ASSAM | 21387099.00 | 61.36 | 8870986.00 | 25.45 | 198660.00 | .57 | 3543344.00 | 10.17 | 316226.00 | .91 | 70763.00 | .20 | 183077.00 | .53 | 284608.00 | .82 | 34854763.00 |
| BIHAR | 31862389.00 | 63.82 | 8393091.00 | 16.81 | 92505.00 | .19 | 8424232.00 | 16.87 | 419727.00 | .84 | 26695.00 | .05 | 126443.00 | .25 | 579499.00 | 1.16 | 49924581.00 |
| CHHATTISGARH | 10527714.00 | 65.32 | 3269879.00 | 20.29 | 76047.00 | .47 | 1628185.00 | 10.10 | 320584.00 | 1.99 | 3822.00 | .02 | 282945.00 | 1.76 | 8458.00 | .05 | 16117634.00 |
| GOA | 700589.00 | 19.26 | 2177375.00 | 59.85 | 8415.00 | .23 | 469562.00 | 12.91 | 235302.00 | 6.47 | ... | ... | 34030.00 | .94 | 13000.00 | .36 | 3638273.00 |
| GUJARAT | 24652553.00 | 56.94 | 12132080.00 | 28.02 | 62950.00 | .15 | 3729744.00 | 8.62 | 1533100.00 | 3.54 | 12000.00 | .03 | 1137098.00 | 2.63 | 32801.00 | .08 | 43292326.00 |
| HARYANA | 9445751.00 | 44.74 | 7940880.00 | 37.61 | 20299.00 | .10 | 2582342.00 | 12.23 | 958305.00 | 4.54 | ... | ... | 146608.00 | .69 | 17000.00 | .08 | 21111185.00 |
| HIMACHAL PRADESH | 7185218.00 | 57.73 | 4411341.00 | 35.44 | 9192.00 | .07 | 637136.00 | 5.12 | 121156.00 | .97 | 2048.00 | .02 | 50012.00 | .40 | 29999.00 | .24 | 12446102.00 |
| JAMMU & KASHMIR | 5535048.00 | 47.97 | 4360614.00 | 37.79 | 7567.00 | .07 | 1264782.00 | 10.96 | 271510.00 | 2.35 | 60900.00 | .53 | 37701.00 | .33 | ... | ... | 11538122.00 |
| JHARKHAND | 13519397.00 | 68.37 | 3174374.00 | 16.05 | ... | ... | 1954259.00 | 9.88 | 1078990.00 | 5.46 | ... | ... | 4275.00 | .02 | ... | ... | 19772898.00 |
| KARNATAKA | 31045321.00 | 54.55 | 17504434.00 | 30.76 | 93801.00 | .16 | 5236406.00 | 9.20 | 1860928.00 | 3.27 | 1497.00 | .00 | 1038845.00 | 1.83 | 127183.00 | .22 | 56908415.00 |
| KERALA | 19185896.00 | 40.10 | 19122372.00 | 39.97 | 36001.00 | .08 | 6802658.00 | 14.22 | 2155261.00 | 4.50 | 5785.00 | .01 | 347819.00 | .73 | 189902.00 | .40 | 47845694.00 |
| MADHYA PRADESH | 22710370.00 | 66.11 | 7057817.00 | 20.55 | 1100.00 | .00 | 3378941.00 | 9.84 | 989227.00 | 2.88 | 5682.00 | .02 | 172101.00 | .50 | 35028.00 | .10 | 34350266.00 |
| MAHARASHTRA | 56198302.00 | 45.65 | 47591660.00 | 38.66 | 141093.00 | .11 | 13558956.00 | 11.01 | 4761673.00 | 3.87 | 53315.00 | .04 | 811021.00 | .66 | 485.00 | .00 | 123116505.00 |
| MANIPUR | 1678256.00 | 50.57 | 854818.00 | 25.76 | 27562.00 | .83 | 664189.00 | 20.01 | 27982.00 | .84 | 14529.00 | .44 | 48683.00 | 1.47 | 2888.00 | .09 | 3318907.00 |
| MEGHALAYA | 1558806.00 | 51.13 | 875767.00 | 28.73 | 21869.00 | .72 | 446575.00 | 14.65 | 44600.00 | 1.46 | 91.00 | .00 | 100535.00 | 3.30 | 355.00 | .01 | 3048598.00 |
| MIZORAM | 1421542.00 | 54.78 | 621174.00 | 23.94 | 21370.00 | .82 | 288903.00 | 11.13 | 67170.00 | 2.59 | ... | ... | 44990.00 | 1.73 | 129696.00 | 5.00 | 2594845.00 |
| NAGALAND | 1912866.00 | 64.58 | 664482.00 | 22.43 | 6563.00 | .22 | 220716.00 | 7.45 | 73925.00 | 2.50 | ... | ... | ... | ... | 83453.00 | 2.82 | 2962005.00 |
| ORISSA | 13967249.00 | 55.90 | 6369911.00 | 25.49 | 12399.00 | .05 | 4229606.00 | 16.93 | 241824.00 | .97 | 33736.00 | .14 | 17018.00 | .07 | 113517.00 | .45 | 24985260.00 |
| PUNJAB | 60354779.00 | 24.32 | 16353664.00 | 65.91 | 12292.00 | .05 | 1820544.00 | 7.34 | 381189.00 | 1.54 | 10459.00 | .04 | 123847.00 | .50 | 74401.00 | .30 | 24811875.00 |
| RAJASTHAN | 28324322.00 | 59.15 | 15463242.00 | 32.29 | 140333.00 | .29 | 2935506.00 | 6.13 | 416008.00 | .87 | 22614.00 | .05 | 91325.00 | .19 | 491038.00 | 1.03 | 47884388.00 |
| SIKKIM | 897606.00 | 47.29 | 861739.00 | 45.40 | 100.00 | .01 | 53203.00 | 2.80 | 30490.00 | 1.61 | ... | ... | 54379.00 | 2.86 | 600.00 | .03 | 1898117.00 |
| TAMIL NADU | 30044544.00 | 44.63 | 24864808.00 | 36.94 | 7079.00 | .01 | 6678455.00 | 9.92 | 1992809.00 | 2.96 | 29904.00 | .04 | 3511600.00 | 5.22 | 184195.00 | .27 | 67313394.00 |
| TRIPURA | 1816904.00 | 38.18 | 2252001.00 | 47.33 | 244357.00 | 5.14 | 223465.00 | 4.72 | 20162.00 | .42 | 146995.00 | 3.09 | 42960.00 | .90 | 10588.00 | .22 | 4758332.00 |
| UTTARAKHAND | 5369720.00 | 42.17 | 5444300.00 | 42.76 | ... | ... | 1273228.00 | 10.00 | 563436.00 | 4.43 | ... | ... | 49336.00 | .39 | 32577.00 | .26 | 12732597.00 |
| UTTAR PRADESH | 55329258.00 | 57.36 | 31824744.00 | 32.99 | ... | ... | 7660768.00 | 7.94 | 1455726.00 | 1.51 | 500.00 | .00 | 174611.00 | .18 | 21848.00 | .02 | 96467455.00 |
| WEST BENGAL | 23740117.00 | 38.30 | 27369139.00 | 44.16 | 62724.00 | .10 | 7632834.00 | 12.32 | 2219091.00 | 3.58 | 45777.00 | .07 | 690056.00 | 1.11 | 218838.00 | .35 | 61978576.00 |
| TOTAL STATES | 454463448.00 | 51.03 | 297556931.00 | 33.41 | 1447452.00 | .16 | 99208776.00 | 11.14 | 24550803.00 | 2.76 | 592781.00 | .07 | 9894735.00 | 1.11 | 2910163.00 | .33 | 890625089.00 |
| A. & N. ISLANDS | 621947.00 | 49.33 | 439584.00 | 34.87 | 3553.00 | .28 | 82582.00 | 6.55 | 63300.00 | 5.02 | ... | ... | 46935.00 | 3.72 | 2799.00 | .22 | 1260700.00 |
| CHANDIGARH | 495580.00 | 26.62 | 373670.00 | 20.07 | 3120.00 | .17 | 693580.00 | 37.26 | 226400.00 | 12.16 | 47978.00 | 2.58 | 14840.00 | .80 | 6510.00 | .35 | 1861678.00 |
| DADRA & NAGAR HAVELI | 155200.00 | 66.52 | 53000.00 | 22.72 | 300.00 | .13 | 100.00 | .04 | 12500.00 | 5.36 | ... | ... | 12200.00 | 5.23 | ... | ... | 233300.00 |
| DIU | 82390.00 | 40.13 | 74400.00 | 36.24 | 610.00 | .30 | 15300.00 | 7.45 | 22700.00 | 11.06 | ... | ... | 9900.00 | 4.82 | ... | ... | 205300.00 |
| DELHI | 1389085.00 | 7.82 | 14303867.00 | 80.50 | 381300.00 | 2.15 | 484800.00 | 2.73 | 795739.00 | 4.48 | 4005.00 | .02 | 410873.00 | 2.31 | ... | ... | 17769669.00 |
| LAKSHADWEEP | 7200.00 | 4.37 | 136338.00 | 82.83 | ... | ... | 10500.00 | 6.38 | ... | ... | ... | ... | 10562.00 | 6.42 | ... | ... | 164600.00 |
| PUDUCHERRY | 787315.00 | 37.44 | 707824.00 | 33.66 | 3790.00 | .18 | 382899.00 | 18.21 | 167479.00 | 7.96 | 7128.00 | .34 | 41260.00 | 1.96 | 5161.00 | .25 | 2102856.00 |
| TOTAL U.T.s | 3538717.00 | 15.00 | 16088683.00 | 68.18 | 392673.00 | 1.66 | 1669761.00 | 7.08 | 1288118.00 | 5.46 | 59111.00 | .25 | 546570.00 | 2.32 | 14470.00 | .06 | 23598103.00 |
| TOTAL (STATES & UTs) | 458002165.00 | 50.10 | 313645614.00 | 34.31 | 1840125.00 | .20 | 100878537.00 | 11.03 | 25838921.00 | 2.83 | 651892.00 | .07 | 10441305.00 | 1.14 | 2924633.00 | .32 | 914223192.00 |
| TOTAL CENTRE | 168954400.00 | 69.67 | 19880400.00 | 8.20 | 2375600.00 | .98 | 30011100.00 | 12.38 | 18074100.00 | 7.45 | ... | ... | 1102400.00 | .45 | 2092000.00 | .86 | 242490000.00 |
| GRAND TOTAL | 626956565.00 | 54.20 | 333526014.00 | 28.83 | 4215725.00 | .36 | 130889637.00 | 11.32 | 43913021.00 | 3.80 | 651892.00 | .06 | 11543705.00 | 1.00 | 5016633.00 | .43 | 1156713192.00 |

STATEMENT NO. (24 A) : BUDGETED EXPENDITURE ON EDUCATION ACCORDING TO HEADS OF CHARHES
(CAPITAL ACCOUNT) FOR 2006-07 (REVISED ESTIMATES)

(RUPEES IN THOUSANDS)

| STATE/ UNION TERRITORY | ELEMENTARY EDUCATION | SECONDARY EDUCATION | ADULT EDUCATION | UNIV. & HIGHER EDUCATION | TECHNICAL EDUCATION | PHYSICAL EDUCATION | GENERAL EDUCATION | LANGUAGE DEVELOPMENT | T O T A L |
|---------------------------|-------------------------|------------------------|--------------------|-----------------------------|------------------------|-----------------------|----------------------|-------------------------|-------------|
| ANDHRA PRADESH | .00 | 79662.00 | .00 | 278901.00 | 7500.00 | .00 | .00 | .00 | 366063.00 |
| ARUNACHAL PRADESH | 32117.00 | 325500.00 | .00 | 32744.00 | 48100.00 | .00 | 42121.00 | .00 | 480582.00 |
| ASSAM | .00 | 8000.00 | .00 | 7500.00 | 2560.00 | .00 | .00 | .00 | 18060.00 |
| BIHAR | 10000.00 | 608540.00 | .00 | .00 | 260813.00 | .00 | 5000.00 | .00 | 884353.00 |
| CHHATTISGARH | 64402.00 | 360450.00 | .00 | 315294.00 | 331315.00 | .00 | .00 | .00 | 1071461.00 |
| GOA | 15100.00 | 11595.00 | .00 | 5735.00 | 43275.00 | .00 | 95600.00 | .00 | 171305.00 |
| GUJARAT | 65391.00 | 25114.00 | .00 | 273135.00 | 372889.00 | .00 | .00 | .00 | 736529.00 |
| HARYANA | .00 | 10000.00 | .00 | 150000.00 | 222000.00 | .00 | .00 | .00 | 382000.00 |
| HIMACHAL PRADESH | 50830.00 | 169840.00 | .00 | 450000.00 | 130150.00 | .00 | .00 | .00 | 800820.00 |
| JAMMU & KASHMIR | 930290.00 | 181500.00 | .00 | .00 | .00 | .00 | .00 | .00 | 1111790.00 |
| JHARKHAND | .00 | 160000.00 | .00 | .00 | 311200.00 | .00 | 164970.00 | .00 | 636170.00 |
| KARNATAKA | .00 | 20000.00 | .00 | 225300.00 | 53900.00 | .00 | 260000.00 | .00 | 559200.00 |
| KERALA | 30.00 | .00 | .00 | 30425.00 | 153942.00 | .00 | 11027.00 | .00 | 195424.00 |
| MADHYA PRADESH | 38250.00 | 202300.00 | .00 | 139000.00 | 73875.00 | .00 | .00 | .00 | 453425.00 |
| MAHARASHTRA | .00 | .00 | .00 | 35125.00 | 235468.00 | .00 | 3000.00 | .00 | 273593.00 |
| MANIPUR | 42500.00 | .00 | 23300.00 | .00 | 6200.00 | .00 | 210000.00 | .00 | 282000.00 |
| MEGHALAYA | 5000.00 | 1500.00 | .00 | 11500.00 | 1000.00 | .00 | .00 | .00 | 19000.00 |
| MIZORAM | .00 | 30509.00 | .00 | 76410.00 | .00 | .00 | .00 | 7225.00 | 114144.00 |
| NAGALAND | .00 | 48200.00 | .00 | 50500.00 | .00 | .00 | 77559.00 | .00 | 176259.00 |
| ORISSA | .00 | 6201.00 | .00 | 2.00 | .00 | .00 | .00 | .00 | 6203.00 |
| PUNJAB | 141900.00 | .00 | .00 | 30000.00 | 13935.00 | .00 | .00 | 10000.00 | 195835.00 |
| RAJASTHAN | 180.00 | 303001.00 | .00 | 54901.00 | 231699.00 | .00 | 6195.00 | .00 | 602613.00 |
| SIKKIM | 90600.00 | 17100.00 | .00 | 32900.00 | 255510.00 | .00 | .00 | .00 | 396110.00 |
| TAMIL NADU | 2601.00 | 1230326.00 | .00 | 58424.00 | 120201.00 | .00 | 300000.00 | 1.00 | 1711553.00 |
| TRIPURA | 69390.00 | 574471.00 | .00 | 436392.00 | 50397.00 | .00 | .00 | .00 | 1130650.00 |
| UTTARAKHAND | .00 | 793432.00 | .00 | 213992.00 | 173002.00 | .00 | 4600.00 | .00 | 1185026.00 |
| UTTAR PRADESH | 42427.00 | 157557.00 | .00 | 308000.00 | 75387.00 | .00 | .00 | .00 | 583371.00 |
| WEST BENGAL | 42000.00 | 52000.00 | .00 | 39350.00 | 38000.00 | .00 | 110200.00 | .00 | 281550.00 |
| TOTAL STATES | 1643008.00 | 5376798.00 | 23300.00 | 3255530.00 | 3212318.00 | .00 | 1290272.00 | 23863.00 | 14825089.00 |
| A. & N. ISLANDS | 35800.00 | 50000.00 | .00 | 21390.00 | 48700.00 | .00 | 6600.00 | .00 | 162490.00 |
| CHANDIGARH | 10000.00 | 17800.00 | .00 | 18000.00 | 35700.00 | .00 | 2800.00 | .00 | 84300.00 |
| DADRA & NAGAR HAVELI | .00 | 13900.00 | .00 | .00 | 8100.00 | .00 | .00 | .00 | 22000.00 |
| DAMAN & DIU | .00 | .00 | .00 | .00 | .00 | .00 | 25900.00 | .00 | 25900.00 |
| DELHI | 212000.00 | 445500.00 | .00 | 471500.00 | 270000.00 | .00 | 172800.00 | .00 | 1571800.00 |
| LAKSHADWEEP | .00 | 9600.00 | .00 | 4000.00 | .00 | .00 | .00 | .00 | 13600.00 |
| PUDUCHERRY | 27031.00 | 70200.00 | .00 | 37900.00 | .00 | .00 | 12506.00 | .00 | 147637.00 |
| TOTAL U.T.s | 284831.00 | 607000.00 | .00 | 552790.00 | 362500.00 | .00 | 220606.00 | .00 | 2027727.00 |
| TOTAL (STATES & UT) | 1927839.00 | 5983798.00 | 23300.00 | 3808320.00 | 3574818.00 | .00 | 1510878.00 | 23863.00 | 16852816.00 |

..NICNET..

STATEMENT NO. (24 B): BUDGETED EXPENDITURE ON EDUCATION ACCORDING TO HEADS OF CHARHES
(LOAN AND ADVANCES ACCOUNT) FOR 2006-07 (REVISED ESTIMATES)

(RUPEES IN THOUSANDS)

| STATE/ UNION TERRITORY | ELEMENTARY EDUCATION | SECONDARY EDUCATION | ADULT EDUCATION | UNIV. & HIGHER EDUCATION | TECHNICAL EDUCATION | PHYSICAL EDUCATION | GENERAL EDUCATION | LANGUAGE DEVELOPMENT | T O T A L |
|---------------------------|-------------------------|------------------------|--------------------|-----------------------------|------------------------|-----------------------|----------------------|-------------------------|-----------|
| ANDHRA PRADESH | .00 | .00 | .00 | .00 | .00 | .00 | .00 | .00 | .00 |
| ARUNACHAL PRADESH | .00 | .00 | .00 | .00 | .00 | .00 | .00 | .00 | .00 |
| ASSAM | .00 | .00 | .00 | .00 | .00 | .00 | .00 | .00 | .00 |
| BIHAR | .00 | .00 | .00 | .00 | .00 | .00 | .00 | .00 | .00 |
| CHHATTISGARH | .00 | .00 | .00 | .00 | 5000.00 | .00 | .00 | .00 | 5000.00 |
| GOA | .00 | .00 | .00 | 45010.00 | .00 | .00 | .00 | .00 | 45010.00 |
| GUJARAT | .00 | .00 | .00 | .00 | .00 | .00 | .00 | .00 | .00 |
| HARYANA | .00 | .00 | .00 | .00 | .00 | .00 | .00 | .00 | .00 |
| HIMACHAL PRADESH | .00 | .00 | .00 | .00 | .00 | .00 | .00 | .00 | .00 |
| JAMMU & KASHMIR | .00 | .00 | .00 | .00 | .00 | .00 | .00 | .00 | .00 |
| JHARKHAND | .00 | .00 | .00 | .00 | .00 | .00 | .00 | .00 | .00 |
| KARNATAKA | .00 | .00 | .00 | .00 | .00 | .00 | .00 | .00 | .00 |
| KERALA | .00 | .00 | .00 | .00 | .00 | .00 | .00 | .00 | .00 |
| MADHYA PRADESH | .00 | .00 | .00 | .00 | 5950.00 | .00 | .00 | .00 | 5950.00 |
| MAHARASHTRA | .00 | .00 | .00 | .00 | .00 | .00 | .00 | .00 | .00 |
| MANIPUR | .00 | .00 | .00 | .00 | .00 | .00 | .00 | .00 | .00 |
| MEGHALAYA | .00 | .00 | .00 | .00 | .00 | .00 | .00 | .00 | .00 |
| MIZORAM | .00 | .00 | .00 | .00 | .00 | .00 | .00 | .00 | .00 |
| NAGALAND | .00 | .00 | .00 | .00 | .00 | .00 | .00 | .00 | .00 |
| ORISSA | .00 | .00 | .00 | .00 | .00 | .00 | .00 | .00 | .00 |
| PUNJAB | .00 | .00 | .00 | .00 | .00 | .00 | .00 | .00 | .00 |
| RAJASTHAN | .00 | .00 | .00 | .00 | .00 | .00 | .00 | .00 | .00 |
| SIKKIM | .00 | .00 | .00 | .00 | .00 | .00 | .00 | .00 | .00 |
| TAMIL NADU | .00 | .00 | .00 | .00 | .00 | .00 | .00 | .00 | .00 |
| TRIPURA | .00 | .00 | .00 | .00 | .00 | .00 | .00 | .00 | .00 |
| UTTARAKHAND | .00 | .00 | .00 | .00 | .00 | .00 | .00 | .00 | .00 |
| UTTAR PRADESH | .00 | .00 | .00 | .00 | 79105.00 | .00 | .00 | .00 | 79105.00 |
| WEST BENGAL | .00 | .00 | .00 | .00 | .00 | .00 | 500.00 | .00 | 500.00 |
| TOTAL STATES | .00 | .00 | .00 | 45010.00 | 90055.00 | .00 | 500.00 | .00 | 135565.00 |
| A. & N. ISLANDS | .00 | .00 | .00 | .00 | .00 | .00 | .00 | .00 | .00 |
| CHANDIGARH | .00 | .00 | .00 | .00 | .00 | .00 | .00 | .00 | .00 |
| DADRA & NAGAR HAVELI | .00 | .00 | .00 | .00 | .00 | .00 | .00 | .00 | .00 |
| DAMAN & DIU | .00 | .00 | .00 | .00 | .00 | .00 | .00 | .00 | .00 |
| DELHI | .00 | .00 | .00 | .00 | .00 | .00 | .00 | .00 | .00 |
| LAKSHADWEEP | .00 | .00 | .00 | .00 | .00 | .00 | .00 | .00 | .00 |
| PUDUCHERRY | .00 | .00 | .00 | .00 | .00 | .00 | .00 | .00 | .00 |
| TOTAL U.T.s | .00 | .00 | .00 | .00 | .00 | .00 | .00 | .00 | .00 |
| TOTAL (STATES & UT) | .00 | .00 | .00 | 45010.00 | 90055.00 | .00 | 500.00 | .00 | 135565.00 |

..NICNET..

STATEMENT NO. (25): BUDGETED EXPENDITURE ON EDUCATION OF THE EDUCATION DEPARTMENTS ACCORDING TO HEADS OF CHARGES (REVENUE ACCOUNT) FOR 2007-08 (BUDGET ESTIMATES)

(RUPEES IN THOUSANDS)

| STATE/ UNION TERRITORY | ELEMENTARY EDUCATION TOTAL % AGE | SECONDARY EDUCATION TOTAL % AGE | ADULT EDUCATION TOTAL % AGE | UNIV. & HIGHER EDU. TOTAL % AGE | TECHNICAL EDUCATION TOTAL % AGE | PHYSICAL EDUCATION TOTAL % AGE | GENERAL EDUCATION TOTAL % AGE | LANGUAGE DEVELOPMENT TOTAL % AGE | T O T A L |
|------------------------|--|---------------------------------------|-----------------------------------|---------------------------------------|---------------------------------------|--------------------------------------|-------------------------------------|--|---------------|
| ANDHRA PRADESH | 3049084.00 45.52 | 20128215.00 30.05 | 132389.00 .20 | 13149455.00 19.63 | 2239076.00 3.34 | 17767.00 .03 | 623371.00 .93 | 198191.00 .30 | 66978548.00 |
| ARUNACHAL PRADESH | 1249584.00 60.69 | 494103.00 24.00 | 28470.00 1.38 | 223978.00 10.88 | .00 .00 | 34032.00 1.65 | 28668.00 1.39 | .00 .00 | 2058855.00 |
| ASSAM | 20871103.00 60.53 | 8446504.00 24.50 | 129579.00 .38 | 4027907.00 11.68 | 337641.00 .98 | 76252.00 .22 | 273444.00 .79 | 319033.00 .93 | 34481463.00 |
| BIHAR | 30471251.00 62.37 | 8334465.00 17.06 | 93819.00 .19 | 8707594.00 17.82 | 521550.00 1.07 | 22468.00 .05 | 110899.00 .23 | 590586.00 1.21 | 48852632.00 |
| CHHATTISGARH | 11648064.00 65.66 | 3703474.00 20.88 | 24753.00 .14 | 1708289.00 9.63 | 371417.00 2.09 | 4587.00 .03 | 268433.00 1.51 | 10406.00 .06 | 17739423.00 |
| GOA | 769068.00 22.63 | 1877031.00 55.24 | 7865.00 .23 | 387713.00 11.41 | 258271.00 7.60 | 52950.00 1.56 | 34773.00 1.02 | 10202.00 .30 | 3397873.00 |
| GUJARAT | 24772018.00 53.78 | 13747716.00 29.84 | 75467.00 .16 | 4115472.00 8.93 | 2031000.00 4.41 | 13930.00 .03 | 1271586.00 2.76 | 37365.00 .08 | 46064554.00 |
| HARYANA | 10928886.00 43.48 | 9060750.00 36.05 | 19944.00 .08 | 3497901.00 13.92 | 1449058.00 5.77 | .00 .00 | 156454.00 .62 | 19990.00 .08 | 25132983.00 |
| HIMACHAL PRADESH | 9477707.00 64.44 | 4018383.00 27.32 | 6804.00 .05 | 987072.00 6.71 | 127524.00 .87 | 2117.00 .01 | 51940.00 .35 | 36930.00 .25 | 14708477.00 |
| JAMMU & KASHMIR | 5886405.00 47.62 | 4581264.00 37.06 | 12500.00 .10 | 1486849.00 12.03 | 287710.00 2.33 | 63300.00 .51 | 44219.00 .36 | .00 .00 | 12362247.00 |
| JHARKHAND | 13949551.00 69.29 | 2864398.00 14.23 | .00 .00 | 1995402.00 9.91 | 1266046.00 6.29 | 3846.00 .02 | .00 .00 | 52701.00 .26 | 20131944.00 |
| KARNATAKA | 37667022.00 55.95 | 19581893.00 29.09 | 143373.00 .21 | 6214269.00 9.23 | 1932618.00 2.87 | 1695.00 .00 | 1644985.00 2.44 | 135403.00 .20 | 67321258.00 |
| KERALA | 28160785.00 46.55 | 22844208.00 37.76 | 21001.00 .03 | 7006620.00 11.58 | 2070496.00 3.42 | 7083.00 .01 | 152563.00 .25 | 237562.00 .39 | 60500318.00 |
| MADHYA PRADESH | 26367276.00 66.65 | 7885159.00 19.93 | 4000.00 .01 | 3800470.00 9.61 | 1273021.00 3.22 | 6207.00 .02 | 187079.00 .47 | 39445.00 .10 | 39562657.00 |
| MAHARASHTRA | 55405332.00 45.84 | 47483957.00 39.28 | 126609.00 .10 | 12592606.00 10.42 | 4340862.00 3.59 | 44264.00 .04 | 883501.00 .73 | 488.00 .00 | 120877819.00 |
| MANIPUR | 1782346.00 52.48 | 800641.00 23.58 | 28806.00 .85 | 694644.00 20.45 | 28275.00 .83 | 16077.00 .47 | 42559.00 1.25 | 2738.00 .08 | 3396086.00 |
| MEGHALAYA | 1866204.00 50.36 | 1013251.00 27.34 | 22784.00 .61 | 551729.00 14.89 | 104300.00 2.81 | 96.00 .00 | 146724.00 3.96 | 808.00 .02 | 3705896.00 |
| MIZORAM | 1433810.00 53.11 | 700424.00 25.94 | 22080.00 .82 | 279185.00 10.34 | 45015.00 1.67 | .00 .00 | 57930.00 2.15 | 161340.00 5.98 | 2699784.00 |
| NAGALAND | 1983643.00 64.97 | 721331.00 23.62 | 9028.00 .30 | 179625.00 5.88 | 66232.00 2.17 | .00 .00 | .00 .00 | 93483.00 3.06 | 3053342.00 |
| ORISSA | 15386954.00 56.43 | 6854111.00 25.13 | 14725.00 .05 | 4424319.00 16.22 | 434701.00 1.59 | 10494.00 .04 | 23420.00 .09 | 120706.00 .44 | 27269430.00 |
| PUNJAB | 6987060.00 25.39 | 17311640.00 62.90 | 22000.00 .08 | 2484888.00 9.03 | 468276.00 1.70 | 11228.00 .04 | 134751.00 .49 | 101205.00 .37 | 27521048.00 |
| RAJASTHAN | 30240024.00 58.28 | 17238834.00 33.22 | 139105.00 .27 | 3143690.00 6.06 | 472373.00 .91 | 23223.00 .04 | 95840.00 .18 | 537072.00 1.04 | 51890161.00 |
| SIKKIM | 985558.00 48.56 | 887517.00 43.73 | 2000.00 .10 | 58525.00 2.88 | 35850.00 1.77 | .00 .00 | 59598.00 2.94 | 600.00 .03 | 2029648.00 |
| TAMIL NADU | 35978045.00 44.44 | 31709367.00 39.16 | 8428.00 .01 | 7970912.00 9.84 | 2021246.00 2.50 | 54039.00 .07 | 3011600.00 3.72 | 211494.00 .26 | 80965131.00 |
| TRIPURA | 2189809.00 39.09 | 2619648.00 46.76 | 263913.00 4.71 | 264802.00 4.73 | 41923.00 .75 | 163411.00 2.92 | 47123.00 .84 | 11465.00 .20 | 5602094.00 |
| UTTARAKHAND | 6385015.00 43.39 | 6516520.00 44.29 | .00 .00 | 1095961.00 7.45 | 619876.00 4.21 | .00 .00 | 62955.00 .43 | 34536.00 .23 | 14714863.00 |
| UTTAR PRADESH | 62295463.00 62.72 | 27192211.00 27.38 | .00 .00 | 7848406.00 7.90 | 1802215.00 1.81 | 500.00 .00 | 166161.00 .17 | 20686.00 .02 | 99325642.00 |
| WEST BENGAL | 23119557.00 36.77 | 29182093.00 46.41 | 112961.00 .18 | 7686208.00 12.22 | 1756616.00 2.79 | 47273.00 .08 | 770906.00 1.23 | 205093.00 .33 | 62880707.00 |
| TOTAL STATES | 498747824.00 51.67 | 317799108.00 32.92 | 1472403.00 .15 | 106584491.00 11.04 | 26403188.00 2.74 | 676839.00 .07 | 10351502.00 1.07 | 3189528.00 .33 | 965224883.00 |
| A. & N. ISLANDS | 636995.00 49.18 | 460221.00 35.53 | 3605.00 .28 | 89107.00 6.88 | 53800.00 4.15 | .00 .00 | 48043.00 3.71 | 3430.00 .26 | 1295201.00 |
| CHANDIGARH | 523800.00 26.55 | 398523.00 20.20 | 3600.00 .18 | 720489.00 36.52 | 231900.00 11.76 | 71867.00 3.64 | 14570.00 .74 | 8018.00 .41 | 1972767.00 |
| DADRA & NAGAR HAVELI | 162570.00 65.98 | 56300.00 22.85 | 330.00 .13 | .00 .00 | 12600.00 5.11 | .00 .00 | 14600.00 5.93 | .00 .00 | 246400.00 |
| DIU | 85200.00 41.62 | 76100.00 37.18 | 600.00 .29 | 13300.00 6.50 | 20000.00 9.77 | .00 .00 | 9500.00 4.64 | .00 .00 | 204700.00 |
| DELHI | 1571700.00 7.22 | 16766188.00 77.04 | 400945.00 1.84 | 762300.00 3.50 | 1500400.00 6.89 | 3657.00 .02 | 756663.00 3.48 | .00 .00 | 21761853.00 |
| LAKSHADWEEP | 17700.00 9.99 | 121200.00 68.42 | .00 .00 | 30500.00 17.22 | .00 .00 | .00 .00 | 7750.00 4.37 | .00 .00 | 177150.00 |
| PUDUCHERRY | 796894.00 35.89 | 711394.00 32.04 | 4049.00 .18 | 484984.00 21.84 | 171404.00 7.72 | 7223.00 .33 | 41436.00 1.87 | 3106.00 .14 | 2220490.00 |
| TOTAL U.T.s | 3794859.00 13.61 | 18589926.00 66.68 | 413129.00 1.48 | 2100680.00 7.54 | 1990104.00 7.14 | 82747.00 .30 | 892562.00 3.20 | 14554.00 .05 | 27878561.00 |
| TOTAL (STATES & UTs) | 502542683.00 50.60 | 336389034.00 33.87 | 1885532.00 .19 | 108685171.00 10.94 | 28393292.00 2.86 | 759586.00 .08 | 11244064.00 1.13 | 3204082.00 .32 | 993103444.00 |
| TOTAL CENTRE | 186290000.00 57.58 | 41100000.00 12.70 | 4032200.00 1.25 | 47085300.00 14.55 | 41810300.00 12.92 | .00 .00 | 1045900.00 .32 | 2153500.00 .67 | 323517200.00 |
| GRAND TOTAL | 688832683.00 52.32 | 377489034.00 28.67 | 5917732.00 .45 | 155770471.00 11.83 | 70203592.00 5.33 | 759586.00 .06 | 12289964.00 .93 | 5357582.00 .41 | 1316620644.00 |

STATEMENT NO. (25 A) : BUDGETED EXPENDITURE ON EDUCATION ACCORDING TO HEADS OF CHARHES
(CAPITAL ACCOUNT) FOR 2007-08 (BUDGET ESTIMATES)

(RUPEES IN THOUSANDS)

| STATE/ UNION TERRITORY | ELEMENTARY EDUCATION | SECONDARY EDUCATION | ADULT EDUCATION | UNIV. & HIGHER EDUCATION | TECHNICAL EDUCATION | PHYSICAL EDUCATION | GENERAL EDUCATION | LANGUAGE DEVELOPMENT | T O T A L |
|---------------------------|-------------------------|------------------------|--------------------|-----------------------------|------------------------|-----------------------|----------------------|-------------------------|-------------|
| ANDHRA PRADESH | 25000.00 | 558692.00 | .00 | 252500.00 | 50000.00 | .00 | .00 | .00 | 886192.00 |
| ARUNACHAL PRADESH | 5000.00 | 7000.00 | .00 | .00 | 90700.00 | .00 | 400.00 | .00 | 103100.00 |
| ASSAM | 6500.00 | 1300.00 | .00 | 1000.00 | 5880.00 | .00 | .00 | .00 | 14680.00 |
| BIHAR | .00 | 406600.00 | .00 | .00 | 213102.00 | .00 | .00 | .00 | 619702.00 |
| CHHATTISGARH | 64200.00 | 380206.00 | .00 | 310436.00 | 381248.00 | .00 | .00 | .00 | 1136090.00 |
| GOA | 16626.00 | 20892.00 | .00 | 26672.00 | 69287.00 | .00 | 60000.00 | .00 | 193477.00 |
| GUJARAT | 391418.00 | 114611.00 | .00 | 213413.00 | 490654.00 | .00 | .00 | .00 | 1210096.00 |
| HARYANA | .00 | 50000.00 | .00 | 167000.00 | 170000.00 | .00 | .00 | .00 | 387000.00 |
| HIMACHAL PRADESH | 26600.00 | 166675.00 | .00 | 550000.00 | 147420.00 | .00 | .00 | .00 | 890695.00 |
| JAMMU & KASHMIR | 805200.00 | 200000.00 | .00 | .00 | .00 | .00 | .00 | .00 | 1005200.00 |
| JHARKHAND | 14300.00 | 134400.00 | .00 | .00 | 394300.00 | .00 | 133300.00 | .00 | 676300.00 |
| KARNATAKA | 190000.00 | 100000.00 | .00 | 624500.00 | 560000.00 | .00 | 80000.00 | .00 | 1554500.00 |
| KERALA | .00 | 5000.00 | .00 | 16000.00 | 39700.00 | .00 | .00 | .00 | 60700.00 |
| MADHYA PRADESH | 8250.00 | 187600.00 | .00 | 145551.00 | 20400.00 | .00 | .00 | .00 | 361801.00 |
| MAHARASHTRA | .00 | .00 | .00 | 12600.00 | 155989.00 | .00 | 100.00 | .00 | 168689.00 |
| MANIPUR | .00 | .00 | 45000.00 | .00 | 7000.00 | .00 | 7425.00 | .00 | 59425.00 |
| MEGHALAYA | 90.00 | 114700.00 | .00 | 31800.00 | 1500.00 | .00 | .00 | .00 | 148090.00 |
| MIZORAM | .00 | .00 | .00 | 10510.00 | .00 | .00 | .00 | 10.00 | 10520.00 |
| NAGALAND | .00 | 33500.00 | .00 | 45000.00 | .00 | .00 | 60150.00 | .00 | 138650.00 |
| ORISSA | .00 | 1.00 | .00 | 2.00 | .00 | .00 | .00 | .00 | 3.00 |
| PUNJAB | 596000.00 | 800000.00 | .00 | 100000.00 | 300500.00 | .00 | .00 | .00 | 1796500.00 |
| RAJASTHAN | 3.00 | 307502.00 | .00 | 54555.00 | 149898.00 | .00 | 5540.00 | .00 | 517498.00 |
| SIKKIM | 101678.00 | 1700.00 | .00 | 8500.00 | 54250.00 | .00 | .00 | .00 | 166128.00 |
| TAMIL NADU | 10084.00 | 1227102.00 | .00 | 182942.00 | 54602.00 | .00 | 300000.00 | 5001.00 | 1779731.00 |
| TRIPURA | 71095.00 | 229233.00 | .00 | 27526.00 | 10600.00 | .00 | 6000.00 | .00 | 344454.00 |
| UTTARAKHAND | 240000.00 | 615500.00 | .00 | 139500.00 | 218500.00 | .00 | 31500.00 | .00 | 1245000.00 |
| UTTAR PRADESH | 114050.00 | 197248.00 | .00 | 375000.00 | 102091.00 | .00 | .00 | .00 | 788389.00 |
| WEST BENGAL | 45000.00 | 54000.00 | .00 | 74650.00 | 99750.00 | .00 | 273686.00 | .00 | 547086.00 |
| TOTAL STATES | 2731094.00 | 5913462.00 | 45000.00 | 3369657.00 | 3787371.00 | .00 | 958101.00 | 5011.00 | 16809696.00 |
| A. & N. ISLANDS | 35000.00 | 32000.00 | .00 | 15000.00 | 66000.00 | .00 | 15000.00 | .00 | 163000.00 |
| CHANDIGARH | 7500.00 | 7500.00 | .00 | 10000.00 | 36400.00 | .00 | 13500.00 | .00 | 74900.00 |
| DADRA & NAGAR HAVELI | .00 | 10500.00 | .00 | .00 | 4600.00 | .00 | .00 | .00 | 15100.00 |
| DAMAN & DIU | .00 | .00 | .00 | .00 | 2000.00 | .00 | 21500.00 | .00 | 23500.00 |
| DELHI | .00 | 500000.00 | .00 | 642500.00 | 206500.00 | .00 | 370000.00 | .00 | 1719000.00 |
| LAKSHADWEEP | .00 | 26000.00 | .00 | 8000.00 | .00 | .00 | 1000.00 | .00 | 35000.00 |
| PUDUCHERRY | 47000.00 | 71384.00 | .00 | 38900.00 | .00 | .00 | 26500.00 | .00 | 183784.00 |
| TOTAL U.T.s | 89500.00 | 647384.00 | .00 | 714400.00 | 315500.00 | .00 | 447500.00 | .00 | 2214284.00 |
| TOTAL (STATES & UT) | 2820594.00 | 6560846.00 | 45000.00 | 4084057.00 | 4102871.00 | .00 | 1405601.00 | 5011.00 | 19023980.00 |

..NICNET..

STATEMENT NO. (25 B): BUDGETED EXPENDITURE ON EDUCATION ACCORDING TO HEADS OF CHARHES
(LOAN AND ADVANCES ACCOUNT) FOR 2007-08 (BUDGET ESTIMATES)

(RUPEES IN THOUSANDS)

| STATE/ UNION TERRITORY | ELEMENTARY EDUCATION | SECONDARY EDUCATION | ADULT EDUCATION | UNIV. & HIGHER EDUCATION | TECHNICAL EDUCATION | PHYSICAL EDUCATION | GENERAL EDUCATION | LANGUAGE DEVELOPMENT | T O T A L |
|---------------------------|-------------------------|------------------------|--------------------|-----------------------------|------------------------|-----------------------|----------------------|-------------------------|-----------|
| ANDHRA PRADESH | .00 | .00 | .00 | .00 | .00 | .00 | .00 | .00 | .00 |
| ARUNACHAL PRADESH | .00 | .00 | .00 | .00 | .00 | .00 | .00 | .00 | .00 |
| ASSAM | .00 | .00 | .00 | .00 | .00 | .00 | .00 | .00 | .00 |
| BIHAR | .00 | .00 | .00 | .00 | .00 | .00 | .00 | .00 | .00 |
| CHHATTISGARH | .00 | .00 | .00 | .00 | .00 | .00 | .00 | .00 | .00 |
| GOA | .00 | .00 | .00 | 45000.00 | .00 | .00 | .00 | .00 | 45000.00 |
| GUJARAT | .00 | .00 | .00 | .00 | .00 | .00 | .00 | .00 | .00 |
| HARYANA | .00 | .00 | .00 | .00 | .00 | .00 | .00 | .00 | .00 |
| HIMACHAL PRADESH | .00 | .00 | .00 | .00 | .00 | .00 | .00 | .00 | .00 |
| JAMMU & KASHMIR | .00 | .00 | .00 | .00 | .00 | .00 | .00 | .00 | .00 |
| JHARKHAND | .00 | .00 | .00 | .00 | .00 | .00 | .00 | .00 | .00 |
| KARNATAKA | .00 | .00 | .00 | .00 | .00 | .00 | .00 | .00 | .00 |
| KERALA | .00 | .00 | .00 | .00 | .00 | .00 | .00 | .00 | .00 |
| MADHYA PRADESH | .00 | .00 | .00 | .00 | .00 | .00 | .00 | .00 | .00 |
| MAHARASHTRA | .00 | .00 | .00 | .00 | .00 | .00 | .00 | .00 | .00 |
| MANIPUR | .00 | .00 | .00 | .00 | .00 | .00 | .00 | .00 | .00 |
| MEGHALAYA | .00 | .00 | .00 | .00 | .00 | .00 | .00 | .00 | .00 |
| MIZORAM | .00 | .00 | .00 | .00 | .00 | .00 | .00 | .00 | .00 |
| NAGALAND | .00 | .00 | .00 | .00 | .00 | .00 | .00 | .00 | .00 |
| ORISSA | .00 | .00 | .00 | .00 | .00 | .00 | .00 | .00 | .00 |
| PUNJAB | .00 | .00 | .00 | .00 | .00 | .00 | .00 | .00 | .00 |
| RAJASTHAN | .00 | .00 | .00 | .00 | .00 | .00 | .00 | .00 | .00 |
| SIKKIM | .00 | .00 | .00 | .00 | .00 | .00 | .00 | .00 | .00 |
| TAMIL NADU | .00 | .00 | .00 | .00 | .00 | .00 | .00 | .00 | .00 |
| TRIPURA | .00 | .00 | .00 | .00 | .00 | .00 | .00 | .00 | .00 |
| UTTARAKHAND | .00 | .00 | .00 | .00 | .00 | .00 | .00 | .00 | .00 |
| UTTAR PRADESH | .00 | .00 | .00 | .00 | 79105.00 | .00 | .00 | .00 | 79105.00 |
| WEST BENGAL | .00 | .00 | .00 | .00 | .00 | .00 | 500.00 | .00 | 500.00 |
| TOTAL STATES | .00 | .00 | .00 | 45000.00 | 79105.00 | .00 | 500.00 | .00 | 124605.00 |
| A. & N. ISLANDS | .00 | .00 | .00 | .00 | .00 | .00 | .00 | .00 | .00 |
| CHANDIGARH | .00 | .00 | .00 | .00 | .00 | .00 | .00 | .00 | .00 |
| DADRA & NAGAR HAVELI | .00 | .00 | .00 | .00 | .00 | .00 | .00 | .00 | .00 |
| DAMAN & DIU | .00 | .00 | .00 | .00 | .00 | .00 | .00 | .00 | .00 |
| DELHI | .00 | .00 | .00 | .00 | .00 | .00 | .00 | .00 | .00 |
| LAKSHADWEEP | .00 | .00 | .00 | .00 | .00 | .00 | .00 | .00 | .00 |
| PUDUCHERRY | .00 | .00 | .00 | .00 | .00 | .00 | .00 | .00 | .00 |
| TOTAL U.T.s | .00 | .00 | .00 | .00 | .00 | .00 | .00 | .00 | .00 |
| TOTAL (STATES & UT) | .00 | .00 | .00 | 45000.00 | 79105.00 | .00 | 500.00 | .00 | 124605.00 |

..NICNET..

STATEMENT NO.(26): SECTOR-WISE PLAN & NON-PLAN ACTUAL EXPENDITURE OF EDUCATION DEPARTMENTS OF STATES/UNION TERRITORIES & CENTRE (REVENUE ACCOUNT) FOR 2005-06.
(ACTUALS)

(RUPEES IN CRORES)

| S.No. | SECTOR | P L A N | | | N O N - P L A N | | | T O T A L | | | %AGE OF PLAN EXP. | %AGE OF NON-PLAN EXP. | %AGE OF TOTAL |
|-------|-------------------------------------|--------------|----------|----------|-----------------|---------|----------|--------------|----------|----------|-------------------|-----------------------|---------------|
| | | STATES/U.Ts. | CENTRE | TOTAL | STATES/U.Ts. | CENTRE | TOTAL | STATES/U.Ts. | CENTRE | TOTAL | | | |
| 1 | | 2 | 3 | 4 | 5 | 6 | 7 | 8 | 9 | 10 | 11 | 12 | 13 |
| 1 | ELEMENTARY EDUCATION | 5351.99 | 11749.33 | 17101.32 | 33078.78 | 1.89 | 33080.67 | 38430.77 | 11751.22 | 50181.99 | 73.21 | 46.51 | 53.11 |
| 2 | SECONDARY EDUCATION | 1628.59 | 885.74 | 2514.33 | 24426.43 | 863.87 | 25290.30 | 26055.02 | 1749.61 | 27804.63 | 10.76 | 35.56 | 29.43 |
| 3 | PHYSICAL EDUCATION | 8.14 | .00 | 8.14 | 38.78 | .65 | 39.43 | 46.92 | .65 | 47.57 | .03 | .06 | .05 |
| 4 | UNIVERSITY & OTHER HIGHER EDUCATION | 744.36 | 843.58 | 1587.94 | 7937.56 | 1487.84 | 9425.40 | 8681.92 | 2331.42 | 11013.34 | 6.80 | 13.25 | 11.66 |
| 5 | ADULT EDUCATION | 55.29 | 241.81 | 297.10 | 97.41 | 1.65 | 99.06 | 152.70 | 243.46 | 396.16 | 1.27 | .14 | .42 |
| 6 | LANGUAGE DEVELOPMENT | 23.29 | 107.46 | 130.75 | 223.54 | 38.53 | 262.07 | 246.83 | 145.99 | 392.82 | .56 | .37 | .42 |
| 7 | TECHNICAL EDUCATION | 769.16 | 700.32 | 1469.48 | 1364.09 | 823.43 | 2187.52 | 2133.25 | 1523.75 | 3657.00 | 6.29 | 3.08 | 3.87 |
| 8 | GENERAL | 225.26 | 24.29 | 249.55 | 687.86 | 52.78 | 740.64 | 913.12 | 77.07 | 990.19 | 1.07 | 1.04 | 1.05 |
| TOTAL | | 8806.08 | 14552.53 | 23358.61 | 67854.45 | 3270.64 | 71125.09 | 76660.53 | 17823.17 | 94483.70 | 100.00 | 100.00 | 100.00 |

..NICNET..

STATEMENT NO.(27): SECTOR-WISE PLAN & NON-PLAN REVISED ESTIMATES FOR EDUCATION DEPARTMENTS
OF STATES/UNION TERRITORIES AND CENTRE (REVENUE ACCOUNT) FOR 2006-07.
(REVISED ESTIMATES)

(RUPEES IN CRORES)

| S.No. | SECTOR | P L A N | | | N O N - P L A N | | | T O T A L | | | %AGE OF PLAN EXP. | %AGE OF NON- -PLAN EXP. | %AGE OF TOTAL |
|--------|-------------------------------------|--------------|----------|----------|-----------------|---------|----------|--------------|----------|-----------|----------------------|----------------------------|------------------|
| | | STATES/U.Ts. | CENTRE | TOTAL | STATES/U.Ts. | CENTRE | TOTAL | STATES/U.Ts. | CENTRE | TOTAL | | | |
| BUDGET | | | | | | | | | | | | | |
| 1 | | 2 | 3 | 4 | 5 | 6 | 7 | 8 | 9 | 10 | 11 | 12 | 13 |
| 1 | ELEMENTARY EDUCATION | 6437.24 | 16892.50 | 23329.74 | 39362.97 | 2.94 | 39365.91 | 45800.21 | 16895.44 | 62695.65 | 72.63 | 47.12 | 54.20 |
| 2 | SECONDARY EDUCATION | 2510.85 | 1087.00 | 3597.85 | 28853.72 | 901.04 | 29754.76 | 31364.57 | 1988.04 | 33352.61 | 11.20 | 35.61 | 28.83 |
| 3 | PHYSICAL EDUCATION | 12.31 | .00 | 12.31 | 52.88 | .00 | 52.88 | 65.19 | .00 | 65.19 | .04 | .06 | .06 |
| 4 | UNIVERSITY & OTHER HIGHER EDUCATION | 956.04 | 1398.55 | 2354.59 | 9131.81 | 1602.56 | 10734.37 | 10087.85 | 3001.11 | 13088.96 | 7.33 | 12.85 | 11.32 |
| 5 | ADULT EDUCATION | 71.49 | 235.50 | 306.99 | 112.52 | 2.06 | 114.58 | 184.01 | 237.56 | 421.57 | .96 | .14 | .36 |
| 6 | LANGUAGE DEVELOPMENT | 35.69 | 168.35 | 204.04 | 256.78 | 40.85 | 297.63 | 292.47 | 209.20 | 501.67 | .64 | .36 | .43 |
| 7 | TECHNICAL EDUCATION | 1017.70 | 912.21 | 1929.91 | 1566.20 | 895.20 | 2461.40 | 2583.90 | 1807.41 | 4391.31 | 6.01 | 2.95 | 3.80 |
| 8 | GENERAL | 333.98 | 49.89 | 383.87 | 710.15 | 60.35 | 770.50 | 1044.13 | 110.24 | 1154.37 | 1.20 | .92 | 1.00 |
| TOTAL | | 11375.30 | 20744.00 | 32119.30 | 80047.03 | 3505.00 | 83552.03 | 91422.33 | 24249.00 | 115671.33 | 100.00 | 100.00 | 100.00 |

..NICNET..

STATEMENT NO.(28): SECTOR-WISE PLAN & NON-PLAN BUDGET ESTIMATES FOR EDUCATION DEPARTMENTS
OF STATES/UNION TERRITORIES & CENTRE (REVENUE ACCOUNT) FOR 2007-08
(BUDGET STIMATES)

(RUPEES IN CRORES)

| S.No. | SECTOR | P L A N | | | N O N - P L A N | | | T O T A L | | | %AGE OF PLAN EXP. | %AGE OF NON- -PLAN EXP. | %AGE OF TOTAL | |
|-------|-------------------------------------|--------------|----------|----------|-----------------|---------|----------|--------------|----------|-----------|----------------------|----------------------------|------------------|----|
| | | STATES/U.Ts. | CENTRE | TOTAL | STATES/U.Ts. | CENTRE | TOTAL | STATES/U.Ts. | CENTRE | TOTAL | | | | |
| | | 1 | 2 | 3 | 4 | 5 | 6 | 7 | 8 | 9 | 10 | 11 | 12 | 13 |
| 1 | ELEMENTARY EDUCATION | 6523.53 | 18626.00 | 25149.53 | 43730.73 | 3.00 | 43733.73 | 50254.26 | 18629.00 | 68883.26 | 62.63 | 47.79 | 52.32 | |
| 2 | SECONDARY EDUCATION | 2230.51 | 3164.00 | 5394.51 | 31408.39 | 946.00 | 32354.39 | 33638.90 | 4110.00 | 37748.90 | 13.43 | 35.36 | 28.67 | |
| 3 | PHYSICAL EDUCATION | 19.90 | .00 | 19.90 | 56.06 | .00 | 56.06 | 75.96 | .00 | 75.96 | .05 | .06 | .06 | |
| 4 | UNIVERSITY & OTHER HIGHER EDUCATION | 1101.83 | 3026.00 | 4127.83 | 9766.68 | 1682.53 | 11449.21 | 10868.51 | 4708.53 | 15577.04 | 10.28 | 12.51 | 11.83 | |
| 5 | ADULT EDUCATION | 65.83 | 401.00 | 466.83 | 122.73 | 2.22 | 124.95 | 188.56 | 403.22 | 591.78 | 1.16 | .14 | .45 | |
| 6 | LANGUAGE DEVELOPMENT | 35.20 | 172.50 | 207.70 | 285.21 | 42.85 | 328.06 | 320.41 | 215.35 | 535.76 | .52 | .36 | .41 | |
| 7 | TECHNICAL EDUCATION | 1082.61 | 3240.00 | 4322.61 | 1756.72 | 941.03 | 2697.75 | 2839.33 | 4181.03 | 7020.36 | 10.76 | 2.95 | 5.33 | |
| 8 | GENERAL | 426.77 | 42.00 | 468.77 | 697.64 | 62.59 | 760.23 | 1124.41 | 104.59 | 1229.00 | 1.17 | .83 | .93 | |
| | TOTAL | 11486.18 | 28671.50 | 40157.68 | 87824.16 | 3680.22 | 91504.38 | 99310.34 | 32351.72 | 131662.06 | 100.00 | 100.00 | 100.00 | |

..NICNET..

STATEMENT NO (29) : BUDGETED EXPENDITURE ON EDUCATION DEPARTMENTS (CAPITAL ACCOUNT)
FOR 2005-06 (ACTUALS)

(RUPEES IN THOUSANDS)

| S.NO. | STATE/ UNION TERRITORY | CAPITAL EXP. ON EDU. OUT- SIDE REVENUE ACCOUNT | TOTAL CAPITAL EXP. OUT-SIDE REVENUE ACCOUNT | %AGE OF COL. (2) TO COL. (3) | LOANS FOR EDUCATION | TOTAL LOANS & ADVANCES | %AGE OF COL. (5) TO COL. (6) |
|-----------------------|---------------------------|---|--|---------------------------------------|------------------------|---------------------------|---------------------------------------|
| 1 | 2 | 3 | 4 | 5 | 6 | 7 | |
| 1 | ANDHRA PRADESH | 329621.00 | 1643542300.00 | .02 | 20000.00 | 7564800.00 | .26 |
| 2 | ARUNACHAL PRADESH | 317595.00 | 68670400.00 | .46 | ... | 28200.00 | .00 |
| 3 | ASSAM | 28926.00 | 224736700.00 | .01 | ... | 1056200.00 | .00 |
| 4 | BIHAR | 259893.00 | 968557800.00 | .03 | ... | 17478200.00 | .00 |
| 5 | CHHATTISGARH | 627108.00 | 389624700.00 | .16 | 200000.00 | 3374800.00 | 5.93 |
| 6 | GOA | 56620.00 | 93958000.00 | .06 | 12718.00 | 70600.00 | 18.01 |
| 7 | GUJARAT | 185834.00 | 1027859400.00 | .02 | ... | 7042200.00 | .00 |
| 8 | HARYANA | 204866.00 | 970541900.00 | .02 | ... | 1766700.00 | .00 |
| 9 | HIMACHAL PRADESH | 318365.00 | 199961700.00 | .16 | ... | 141300.00 | .00 |
| 10 | JAMMU & KASHMIR | ... | 54484300.00 | .00 | ... | 457200.00 | .00 |
| 11 | JHARKHAND | 497962.00 | 56954400.00 | .87 | ... | 11533500.00 | .00 |
| 12 | KARNATAKA | 456372.00 | 1035692800.00 | .04 | ... | 2996000.00 | .00 |
| 13 | KERALA | 400140.00 | 501384800.00 | .08 | ... | 2871100.00 | .00 |
| 14 | MADHYA PRADESH | 365528.00 | 625634800.00 | .06 | 59850.00 | 8344400.00 | .72 |
| 15 | MAHARASHTRA | 81034.00 | 1118170700.00 | .01 | ... | 42616000.00 | .00 |
| 16 | MANIPUR | 52477.00 | 53138100.00 | .10 | ... | 605900.00 | .00 |
| 17 | MEGHALAYA | 3508.00 | 126877800.00 | .00 | ... | 106200.00 | .00 |
| 18 | MIZORAM | 132100.00 | 43383800.00 | .30 | ... | 340900.00 | .00 |
| 19 | NAGALAND | 40752.00 | 53576600.00 | .08 | ... | 6100.00 | .00 |
| 20 | ORISSA | ... | 422741500.00 | .00 | ... | 672000.00 | .00 |
| 21 | PUNJAB | 186130.00 | 421816800.00 | .04 | ... | 334800.00 | .00 |
| 22 | RAJASTHAN | 376476.00 | 911209800.00 | .04 | ... | 4341800.00 | .00 |
| 23 | SIKKIM | 168988.00 | 24497600.00 | .69 | ... | ... | .00 |
| 24 | TAMIL NADU | 2180079.00 | 1347234100.00 | .16 | ... | 10395200.00 | .00 |
| 25 | TRIPURA | 411753.00 | 105641700.00 | .39 | ... | 23500.00 | .00 |
| 26 | UTTARAKHAND | 562455.00 | 395628700.00 | .14 | ... | 1352300.00 | .00 |
| 27 | UTTAR PRADESH | 1871036.00 | 3021013600.00 | .06 | 78903.00 | 6838400.00 | 1.15 |
| 28 | WEST BENGAL | 127048.00 | 1013896900.00 | .01 | ... | 11885900.00 | .00 |
| TOTAL (STATES) | | 10242666.00 | 16920431700.00 | .06 | 371471.00 | 144244200.00 | .26 |
| 29 | A. & N. ISLANDS | 135455.00 | 2168011.00 | 6.25 | ... | 18161.00 | .00 |
| 30 | CHANDIGARH | 42572.00 | 1526599.00 | 2.79 | ... | ... | .00 |
| 31 | DADRA & NAGAR HAVELI | 20600.00 | 386297.00 | 5.33 | ... | 6920.00 | .00 |
| 32 | DAMAN & DIU | 23700.00 | 387417.00 | 6.12 | ... | 1615.00 | .00 |
| 33 | DELHI | 735521.00 | 113743500.00 | .65 | ... | 29002600.00 | .00 |
| 34 | LAKSHADWEEP | 24460.00 | 510245.00 | 4.79 | ... | 12330.00 | .00 |
| 35 | PUDUCHERRY | 190996.00 | 8415100.00 | 2.27 | ... | 38500.00 | .00 |
| TOTAL (U.T.s) | | 1173304.00 | 127137169.00 | .92 | ... | 29080126.00 | .00 |
| TOTAL (STATES & U.T.) | | 11415970.00 | 17047568869.00 | .07 | 371471.00 | 173324326.00 | .21 |

..NICNET..

STATEMENT NO (30) : BUDGETED EXPENDITURE ON EDUCATION DEPARTMENTS (CAPITAL ACCOUNT)
FOR 2006-07 (REVISED ESTIMATE)

(RUPEES IN THOUSANDS)

| S.NO. | STATE/ UNION TERRITORY | CAPITAL EXP. ON EDU. OUT- SIDE REVENUE ACCOUNT | TOTAL CAPITAL EXP. OUT-SIDE REVENUE ACCOUNT | %AGE OF COL. (2) TO COL. (3) | LOANS FOR EDUCATION | TOTAL LOANS & ADVANCES | %AGE OF COL. (5) TO COL. (6) |
|-----------------------|---------------------------|---|--|---------------------------------------|------------------------|---------------------------|---------------------------------------|
| 1 | 2 | 3 | 4 | 5 | 6 | 7 | |
| 1 | ANDHRA PRADESH | 366063.00 | 298351100.00 | .12 | ... | 13082300.00 | .00 |
| 2 | ARUNACHAL PRADESH | 480582.00 | 62904400.00 | .76 | ... | 51600.00 | .00 |
| 3 | ASSAM | 18060.00 | 735038400.00 | .00 | ... | 1481200.00 | .00 |
| 4 | BIHAR | 884353.00 | 142007300.00 | .62 | ... | 4455300.00 | .00 |
| 5 | CHHATTISGARH | 1071461.00 | 210588600.00 | .51 | 5000.00 | 8493600.00 | .06 |
| 6 | GOA | 171305.00 | 27978200.00 | .61 | 45010.00 | 104400.00 | 43.11 |
| 7 | GUJARAT | 736529.00 | 1319556100.00 | .06 | ... | 5136400.00 | .00 |
| 8 | HARYANA | 382000.00 | 1430919300.00 | .03 | ... | 1908700.00 | .00 |
| 9 | HIMACHAL PRADESH | 800820.00 | 42149400.00 | 1.90 | ... | 131400.00 | .00 |
| 10 | JAMMU & KASHMIR | 1111790.00 | 53266600.00 | 2.09 | ... | 508800.00 | .00 |
| 11 | JHARKHAND | 636170.00 | 62005500.00 | 1.03 | ... | 14294500.00 | .00 |
| 12 | KARNATAKA | 559200.00 | 240686400.00 | .23 | ... | 2285600.00 | .00 |
| 13 | KERALA | 195424.00 | 557509900.00 | .04 | ... | 8955600.00 | .00 |
| 14 | MADHYA PRADESH | 453425.00 | 912586000.00 | .05 | 5950.00 | 11825800.00 | .05 |
| 15 | MAHARASHTRA | 273593.00 | 1402629800.00 | .02 | ... | 24164000.00 | .00 |
| 16 | MANIPUR | 282000.00 | 53064200.00 | .53 | ... | 646300.00 | .00 |
| 17 | MEGHALAYA | 19000.00 | 122644000.00 | .02 | ... | 449100.00 | .00 |
| 18 | MIZORAM | 114144.00 | 75757800.00 | .15 | ... | 52500.00 | .00 |
| 19 | NAGALAND | 176259.00 | 24731900.00 | .71 | ... | 59000.00 | .00 |
| 20 | ORISSA | 6203.00 | 139899700.00 | .00 | ... | 2349900.00 | .00 |
| 21 | PUNJAB | 195835.00 | 1458480000.00 | .01 | ... | 4854200.00 | .00 |
| 22 | RAJASTHAN | 602613.00 | 902009300.00 | .07 | ... | 3220400.00 | .00 |
| 23 | SIKKIM | 396110.00 | 27890700.00 | 1.42 | ... | 2000.00 | .00 |
| 24 | TAMIL NADU | 1711553.00 | 1362988200.00 | .13 | ... | 17246900.00 | .00 |
| 25 | TRIPURA | 1130650.00 | 154284700.00 | .73 | ... | 30400.00 | .00 |
| 26 | UTTARAKHAND | 1185026.00 | 129728900.00 | .91 | ... | 1009400.00 | .00 |
| 27 | UTTAR PRADESH | 583371.00 | 640853000.00 | .09 | 79105.00 | 7434000.00 | 1.06 |
| 28 | WEST BENGAL | 281550.00 | 1413191000.00 | .02 | 500.00 | 15174500.00 | .00 |
| TOTAL (STATES) | | 14825089.00 | 14003700400.00 | .11 | 135565.00 | 149407800.00 | .09 |
| 29 | A. & N. ISLANDS | 162490.00 | 5555700.00 | 2.92 | ... | 12200.00 | .00 |
| 30 | CHANDIGARH | 84300.00 | 2013700.00 | 4.19 | ... | ... | .00 |
| 31 | DADRA & NAGAR HAVELI | 22000.00 | 385200.00 | 5.71 | ... | 7800.00 | .00 |
| 32 | DAMAN & DIU | 25900.00 | 401100.00 | 6.46 | ... | 1500.00 | .00 |
| 33 | DELHI | 1571800.00 | 54100500.00 | 2.91 | ... | 32972000.00 | .00 |
| 34 | LAKSHADWEEP | 13600.00 | 1755600.00 | .77 | ... | 10100.00 | .00 |
| 35 | PUDUCHERRY | 147637.00 | 9514300.00 | 1.55 | ... | 30900.00 | .00 |
| TOTAL (U.T.s) | | 2027727.00 | 73726100.00 | 2.75 | ... | 33034500.00 | .00 |
| TOTAL (STATES & U.T.) | | 16852816.00 | 14077426500.00 | .12 | 135565.00 | 182442300.00 | .07 |

..NICNET..

STATEMENT NO (31) : BUDGETED EXPENDITURE ON EDUCATION DEPARTMENTS (CAPITAL ACCOUNT)
FOR 2007-08 (BUDGET ESTIMATE)

(RUPEES IN THOUSANDS)

| S.NO. | STATE/ UNION TERRITORY | CAPITAL EXP. ON EDU. OUT- SIDE REVENUE ACCOUNT | TOTAL CAPITAL EXP. OUT-SIDE REVENUE ACCOUNT | %AGE OF COL. (2) TO COL. (3) | LOANS FOR EDUCATION | TOTAL LOANS & ADVANCES | %AGE OF COL. (5) TO COL. (6) |
|-----------------------|---------------------------|---|--|---------------------------------------|------------------------|---------------------------|---------------------------------------|
| 1 | 2 | 3 | 4 | 5 | 6 | 7 | |
| 1 | ANDHRA PRADESH | 886192.00 | 367611300.00 | .24 | ... | 53908900.00 | .00 |
| 2 | ARUNACHAL PRADESH | 103100.00 | 62497100.00 | .16 | ... | 42300.00 | .00 |
| 3 | ASSAM | 14680.00 | 568992700.00 | .00 | ... | 1608800.00 | .00 |
| 4 | BIHAR | 619702.00 | 123341200.00 | .50 | ... | 2796700.00 | .00 |
| 5 | CHHATTISGARH | 1136090.00 | 226230900.00 | .50 | ... | 2851300.00 | .00 |
| 6 | GOA | 193477.00 | 28807400.00 | .67 | 45000.00 | 165800.00 | 27.14 |
| 7 | GUJARAT | 1210096.00 | 619511200.00 | .20 | ... | 4460000.00 | .00 |
| 8 | HARYANA | 387000.00 | 1575945600.00 | .02 | ... | 1862300.00 | .00 |
| 9 | HIMACHAL PRADESH | 890695.00 | 40862100.00 | 2.18 | ... | 289600.00 | .00 |
| 10 | JAMMU & KASHMIR | 1005200.00 | 70260600.00 | 1.43 | ... | 623700.00 | .00 |
| 11 | JHARKHAND | 676300.00 | 68661000.00 | .98 | ... | 9985300.00 | .00 |
| 12 | KARNATAKA | 1554500.00 | 269305400.00 | .58 | ... | 4734800.00 | .00 |
| 13 | KERALA | 60700.00 | 545040300.00 | .01 | ... | 9340800.00 | .00 |
| 14 | MADHYA PRADESH | 361801.00 | 398071700.00 | .09 | ... | 8236700.00 | .00 |
| 15 | MAHARASHTRA | 168689.00 | 1031845600.00 | .02 | ... | 15125500.00 | .00 |
| 16 | MANIPUR | 59425.00 | 57151000.00 | .10 | ... | 136500.00 | .00 |
| 17 | MEGHALAYA | 148090.00 | 125455600.00 | .12 | ... | 323600.00 | .00 |
| 18 | MIZORAM | 10520.00 | 6043700.00 | .17 | ... | 105100.00 | .00 |
| 19 | NAGALAND | 138650.00 | 27821100.00 | .50 | ... | 82200.00 | .00 |
| 20 | ORISSA | 3.00 | 219192800.00 | .00 | ... | 4037100.00 | .00 |
| 21 | PUNJAB | 1796500.00 | 1475308500.00 | .12 | ... | 182000.00 | .00 |
| 22 | RAJASTHAN | 517498.00 | 705671100.00 | .07 | ... | 3391200.00 | .00 |
| 23 | SIKKIM | 166128.00 | 28366200.00 | .59 | ... | 2500.00 | .00 |
| 24 | TAMIL NADU | 1779731.00 | 1000773200.00 | .18 | ... | 10987500.00 | .00 |
| 25 | TRIPURA | 344454.00 | 108104600.00 | .32 | ... | 41400.00 | .00 |
| 26 | UTTARAKHAND | 1245000.00 | 131048500.00 | .95 | ... | 1831200.00 | .00 |
| 27 | UTTAR PRADESH | 788389.00 | 3246231000.00 | .02 | 79105.00 | 8093500.00 | .98 |
| 28 | WEST BENGAL | 547086.00 | 1536170400.00 | .04 | 500.00 | 16687200.00 | .00 |
| TOTAL (STATES) | | 16809696.00 | 14664321800.00 | .11 | 124605.00 | 161933500.00 | .08 |
| 29 | A. & N. ISLANDS | 163000.00 | 8155100.00 | 2.00 | ... | 13900.00 | .00 |
| 30 | CHANDIGARH | 74900.00 | 1920600.00 | 3.90 | ... | ... | .00 |
| 31 | DADRA & NAGAR HAVELI | 15100.00 | 383200.00 | 3.94 | ... | 8000.00 | .00 |
| 32 | DAMAN & DIU | 23500.00 | 455300.00 | 5.16 | ... | 900.00 | .00 |
| 33 | DELHI | 1719000.00 | 88396700.00 | 1.94 | ... | 39924300.00 | .00 |
| 34 | LAKSHADWEEP | 35000.00 | 1646300.00 | 2.13 | ... | 8500.00 | .00 |
| 35 | PUDUCHERRY | 183784.00 | 2052600.00 | 8.95 | ... | 34000.00 | .00 |
| TOTAL (U.T.s) | | 2214284.00 | 103009800.00 | 2.15 | ... | 39989600.00 | .00 |
| TOTAL (STATES & U.T.) | | 19023980.00 | 14767331600.00 | .13 | 124605.00 | 201923100.00 | .06 |

..NICNET..

STATEMENT NO (32) : BUDGET PROVISIONS FOR CENTRE & STATE EDUCATION DEPARTMENTS UNDER REVENUE ACCOUNT,
CAPITAL ACCOUNT OUT-SIDE REVENUE ACCOUNT & LOANS FOR 2007-08 (BUDGET ESTIMATES)

(RUPEES IN THOUSANDS)

| S.NO. | STATE/ UNION TERRITORY | REVENUE ACCOUNT | | | CAPITAL ACCOUNT OUT-SIDE REVENUE ACCOUNT | | |
|-----------------------|---------------------------|-----------------|-------------------------|-----------------------------|--|-------------------------|-----------------------------|
| | | TOTAL BUDGET | EDUCATION DEPARTMENT | %AGE OF COL(3) TO COL(2) | TOTAL BUDGET | EDUCATION DEPARTMENT | %AGE OF COL(6) TO COL(5) |
| 1 | 2 | 3 | 4 | 5 | 6 | 7 | |
| 1 | ANDHRA PRADESH | 549860400.00 | 66978548.00 | 12.18 | 367611300.00 | 886192.00 | .24 |
| 2 | ARUNACHAL PRADESH | 21685300.00 | 2058855.00 | 9.49 | 62497100.00 | 103100.00 | .16 |
| 3 | ASSAM | 160908100.00 | 34481463.00 | 21.43 | 568992700.00 | 14680.00 | .00 |
| 4 | BIHAR | 239577600.00 | 48852632.00 | 20.39 | 123341200.00 | 619702.00 | .50 |
| 5 | CHHATTISGARH | 116656200.00 | 17739423.00 | 15.21 | 226230900.00 | 1136090.00 | .50 |
| 6 | GOA | 33899100.00 | 3397873.00 | 10.02 | 28807400.00 | 193477.00 | .67 |
| 7 | GUJARAT | 313133500.00 | 46064554.00 | 14.71 | 619511200.00 | 1210096.00 | .20 |
| 8 | HARYANA | 167685500.00 | 25132983.00 | 14.99 | 1575945600.00 | 387000.00 | .02 |
| 9 | HIMACHAL PRADESH | 75556000.00 | 14708477.00 | 19.47 | 40862100.00 | 890695.00 | 2.18 |
| 10 | JAMMU & KASHMIR | 106158500.00 | 12362247.00 | 11.65 | 70260600.00 | 1005200.00 | 1.43 |
| 11 | JHARKHAND | 121189500.00 | 20131944.00 | 16.61 | 68661000.00 | 676300.00 | .98 |
| 12 | KARNATAKA | 391354400.00 | 67321258.00 | 17.20 | 269305400.00 | 1554500.00 | .58 |
| 13 | KERALA | 266969000.00 | 60500318.00 | 22.66 | 545040300.00 | 60700.00 | .01 |
| 14 | MADHYA PRADESH | 259891100.00 | 39562657.00 | 15.22 | 398071700.00 | 361801.00 | .09 |
| 15 | MAHARASHTRA | 677881900.00 | 120877819.00 | 17.83 | 1031845600.00 | 168689.00 | .02 |
| 16 | MANIPUR | 23581500.00 | 3396086.00 | 14.40 | 57151000.00 | 59425.00 | .10 |
| 17 | MEGHALAYA | 27320900.00 | 3705896.00 | 13.56 | 125455600.00 | 148090.00 | .12 |
| 18 | MIZORAM | 17735100.00 | 2699784.00 | 15.22 | 6043700.00 | 10520.00 | .17 |
| 19 | NAGALAND | 24543500.00 | 3053342.00 | 12.44 | 27821100.00 | 138650.00 | .50 |
| 20 | ORISSA | 184214700.00 | 27269430.00 | 14.80 | 219192800.00 | 3.00 | .00 |
| 21 | PUNJAB | 245889700.00 | 27521048.00 | 11.19 | 1475308500.00 | 1796500.00 | .12 |
| 22 | RAJASTHAN | 283847300.00 | 51890161.00 | 18.28 | 705671100.00 | 517498.00 | .07 |
| 23 | SIKKIM | 23800200.00 | 2029648.00 | 8.53 | 28366200.00 | 166128.00 | .59 |
| 24 | TAMIL NADU | 446336700.00 | 80965131.00 | 18.14 | 1000773200.00 | 1779731.00 | .18 |
| 25 | TRIPURA | 30233500.00 | 5602094.00 | 18.53 | 108104600.00 | 344454.00 | .32 |
| 26 | UTTARAKHAND | 80725800.00 | 14714863.00 | 18.23 | 131048500.00 | 1245000.00 | .95 |
| 27 | UTTAR PRADESH | 678713800.00 | 99325642.00 | 14.63 | 3246231000.00 | 788389.00 | .02 |
| 28 | WEST BENGAL | 378250600.00 | 62880707.00 | 16.62 | 1536170400.00 | 547086.00 | .04 |
| TOTAL (STATES) | | 5947599400.00 | 965224883.00 | 16.23 | 14664321800.00 | 16809696.00 | .11 |
| 29 | A. & N. ISLANDS | 11270300.00 | 1295201.00 | 11.49 | 8155100.00 | 163000.00 | 2.00 |
| 30 | CHANDIGARH | 12255700.00 | 1972767.00 | 16.10 | 1920600.00 | 74900.00 | 3.90 |
| 31 | DADRA & NAGAR HAVELI | 9181400.00 | 246400.00 | 2.68 | 383200.00 | 15100.00 | 3.94 |
| 32 | DAMAN & DIU | 3588600.00 | 204700.00 | 5.70 | 455300.00 | 23500.00 | 5.16 |
| 33 | DELHI | 99666500.00 | 21761853.00 | 21.83 | 88396700.00 | 1719000.00 | 1.94 |
| 34 | LAKSHADWEEP | 3219800.00 | 177150.00 | 5.50 | 1646300.00 | 35000.00 | 2.13 |
| 35 | PUDUCHERRY | 21498600.00 | 2220490.00 | 10.33 | 2052600.00 | 183784.00 | 8.95 |
| TOTAL (U.T.s) | | 160680900.00 | 27878561.00 | 17.35 | 103009800.00 | 2214284.00 | 2.15 |
| TOTAL (STATES & U.T.) | | 6108280300.00 | 993103444.00 | 16.26 | 14767331600.00 | 19023980.00 | .13 |
| TOTAL CENTRE | | 5579000000.00 | 323517200.00 | 5.80 | 1213340000.00 | 25000.00 | .00 |
| GRAND TOTAL | | 11687280300.00 | 1316620644.00 | 11.27 | 15980671600.00 | 19048980.00 | .12 |

..NICNET..

STATEMENT NO (32) : BUDGET PROVISIONS FOR CENTRE & STATE EDUCATION DEPARTMENTS UNDER REVENUE ACCOUNT,
CAPITAL ACCOUNT OUT-SIDE REVENUE ACCOUNT & LOANS FOR 2007-08 (BUDGET ESTIMATES)

(RUPEES IN THOUSANDS)

| S.NO. | STATE/ UNION TERRITORY | LOAN AND ADVANCES | | | TOTAL REVENUE ACCOUNT, CAPITAL AC count and loans | | |
|-----------------------|---------------------------|-------------------|-------------------------|-----------------------------|---|-------------------------|-------------------------------|
| | | TOTAL BUDGET | EDUCATION DEPARTMENT | %AGE OF COL(9) TO COL(8) | TOTAL BUDGET | EDUCATION DEPARTMENT | %AGE OF COL(12) TO COL(11) |
| 1 | | 8 | 9 | 10 | 11 | 12 | 13 |
| 1 | ANDHRA PRADESH | 53908900.00 | ... | .00 | 971380600.00 | 67864740.00 | 6.99 |
| 2 | ARUNACHAL PRADESH | 42300.00 | ... | .00 | 84224700.00 | 2161955.00 | 2.57 |
| 3 | ASSAM | 1608800.00 | ... | .00 | 731509600.00 | 34496143.00 | 4.72 |
| 4 | BIHAR | 2796700.00 | ... | .00 | 365715500.00 | 49472334.00 | 13.53 |
| 5 | CHHATTISGARH | 2851300.00 | ... | .00 | 345738400.00 | 18875513.00 | 5.46 |
| 6 | GOA | 165800.00 | 45000.00 | 27.14 | 62872300.00 | 3636350.00 | 5.78 |
| 7 | GUJARAT | 4460000.00 | ... | .00 | 937104700.00 | 47274650.00 | 5.04 |
| 8 | HARYANA | 1862300.00 | ... | .00 | 1745493400.00 | 25519983.00 | 1.46 |
| 9 | HIMACHAL PRADESH | 289600.00 | ... | .00 | 116707700.00 | 15599172.00 | 13.37 |
| 10 | JAMMU & KASHMIR | 623700.00 | ... | .00 | 177042800.00 | 13367447.00 | 7.55 |
| 11 | JHARKHAND | 9985300.00 | ... | .00 | 199835800.00 | 20808244.00 | 10.41 |
| 12 | KARNATAKA | 4734800.00 | ... | .00 | 665394600.00 | 68875758.00 | 10.35 |
| 13 | KERALA | 9340800.00 | ... | .00 | 821350100.00 | 60561018.00 | 7.37 |
| 14 | MADHYA PRADESH | 8236700.00 | ... | .00 | 666199500.00 | 39924458.00 | 5.99 |
| 15 | MAHARASHTRA | 15125500.00 | ... | .00 | 1724853000.00 | 121046508.00 | 7.02 |
| 16 | MANIPUR | 136500.00 | ... | .00 | 80869000.00 | 3455511.00 | 4.27 |
| 17 | MEGHALAYA | 323600.00 | ... | .00 | 153100100.00 | 3853986.00 | 2.52 |
| 18 | MIZORAM | 105100.00 | ... | .00 | 23883900.00 | 2710304.00 | 11.35 |
| 19 | NAGALAND | 82200.00 | ... | .00 | 52446800.00 | 3191992.00 | 6.09 |
| 20 | ORISSA | 4037100.00 | ... | .00 | 407444600.00 | 27269433.00 | 6.69 |
| 21 | PUNJAB | 182000.00 | ... | .00 | 1721380200.00 | 29317548.00 | 1.70 |
| 22 | RAJASTHAN | 3391200.00 | ... | .00 | 992909600.00 | 52407659.00 | 5.28 |
| 23 | SIKKIM | 2500.00 | ... | .00 | 52168900.00 | 2195776.00 | 4.21 |
| 24 | TAMIL NADU | 10987500.00 | ... | .00 | 1458097400.00 | 82744862.00 | 5.67 |
| 25 | TRIPURA | 41400.00 | ... | .00 | 138379500.00 | 5946548.00 | 4.30 |
| 26 | UTTARAKHAND | 1831200.00 | ... | .00 | 213605500.00 | 15959863.00 | 7.47 |
| 27 | UTTAR PRADESH | 8093500.00 | 79105.00 | .98 | 3933038300.00 | 100193136.00 | 2.55 |
| 28 | WEST BENGAL | 16687200.00 | 500.00 | .00 | 1931108200.00 | 63428293.00 | 3.28 |
| TOTAL (STATES) | | 161933500.00 | 124605.00 | .08 | 20773854700.00 | 982159184.00 | 4.73 |
| 29 | A. & N. ISLANDS | 13900.00 | ... | .00 | 19439300.00 | 1458201.00 | 7.50 |
| 30 | CHANDIGARH | ... | ... | .00 | 14176300.00 | 2047667.00 | 14.44 |
| 31 | DADRA & NAGAR HAVELI | 8000.00 | ... | .00 | 9572600.00 | 261500.00 | 2.73 |
| 32 | DAMAN & DIU | 900.00 | ... | .00 | 4044800.00 | 228200.00 | 5.64 |
| 33 | DELHI | 39924300.00 | ... | .00 | 227987500.00 | 23480853.00 | 10.30 |
| 34 | LAKSHADWEEP | 8500.00 | ... | .00 | 4874600.00 | 212150.00 | 4.35 |
| 35 | PUDUCHERRY | 34000.00 | ... | .00 | 23585200.00 | 2404274.00 | 10.19 |
| TOTAL (U.T.s) | | 39989600.00 | ... | .00 | 303680300.00 | 30092845.00 | 9.91 |
| TOTAL (STATES & U.T.) | | 201923100.00 | 124605.00 | .06 | 21077535000.00 | 1012252029.00 | 4.80 |
| TOTAL CENTRE | | 12870000.00 | ... | .00 | 6805210000.00 | 323542200.00 | 4.75 |
| GRAND TOTAL | | 214793100.00 | 124605.00 | .06 | 27882745000.00 | 1335794229.00 | 4.79 |

..NICNET..

STATEMENT NO. (33): PLAN AND NON-PLAN TOTAL BUDGET (CENTRE AND STATE)

(Rupees in Thousands)

| STATE/UNION TERRITORY | 2005-06 (ACTUAL) | | | 2006-07 (R.E.) | | | 2007-08 (B.E.) | | |
|--------------------------|------------------|------------|------------|----------------|------------|-------------|----------------|------------|-------------|
| | PLAN | NON-PLAN | TOTAL | PLAN | NON-PLAN | TOTAL | PLAN | NON-PLAN | TOTAL |
| ANDHRA PRADESH | 64822900 | 284330100 | 349153000 | 122611500 | 329383800 | 451995300 | 156679200 | 393181200 | 549860400 |
| ARUNACHAL PRADESH | 7236500 | 9439900 | 16676400 | 7696400 | 12025200 | 19721600 | 10444100 | 11241200 | 21685300 |
| ASSAM | 21270400 | 84092700 | 105363100 | 36731800 | 129744700 | 166476500 | 36382900 | 124525200 | 160908100 |
| BIHAR | 24314000 | 153245900 | 177559900 | 41294100 | 193833300 | 235127400 | 43653700 | 195923900 | 239577600 |
| CHHATTISGARH | 20083900 | 54487500 | 74571400 | 32935400 | 69544200 | 102479600 | 40424300 | 76231900 | 116656200 |
| GOA | 4147000 | 17760100 | 21907100 | 5295500 | 20391200 | 25686700 | 5638100 | 28261000 | 33899100 |
| GUJARAT | 39214200 | 215440800 | 254655000 | 55856500 | 230714000 | 286570500 | 68207000 | 244926500 | 313133500 |
| HARYANA | 20148000 | 106250900 | 126398900 | 25496000 | 140216500 | 165712500 | 31508700 | 136176800 | 167685500 |
| HIMACHAL PRADESH | 11833900 | 52827600 | 64661500 | 11609300 | 58390800 | 70000100 | 11884000 | 63672000 | 75556000 |
| JAMMU & KASHMIR | 11453000 | 85787100 | 97240100 | 7938900 | 92729500 | 100668400 | 5371100 | 100787400 | 106158500 |
| JHARKHAND | 33421500 | 64137900 | 97559400 | 41818100 | 70525200 | 112343300 | 40289200 | 80900300 | 121189500 |
| KARNATAKA | 50686600 | 229722400 | 280409000 | 84368600 | 267274000 | 351642600 | 99815900 | 291538500 | 391354400 |
| KERALA | 32155100 | 152081900 | 184237000 | 31863600 | 216971400 | 248835000 | 31369200 | 235599800 | 266969000 |
| MADHYA PRADESH | 42124700 | 163510000 | 205634700 | 58248800 | 172716000 | 230964800 | 68762100 | 191129000 | 259891100 |
| MAHARASHTRA | 53054000 | 469744500 | 522798500 | 93633500 | 540965300 | 634598800 | 114589600 | 563292300 | 677881900 |
| MANIPUR | 3936100 | 16108900 | 20045000 | 4729300 | 17392700 | 22122000 | 5833300 | 17748200 | 23581500 |
| MEGHALAYA | 4915700 | 11829100 | 16744800 | 8353700 | 12823900 | 21177600 | 13317600 | 14003300 | 27320900 |
| MIZORAM | 5399200 | 10480800 | 15880000 | 6296800 | 11873300 | 18170100 | 5572300 | 12162800 | 17735100 |
| NAGALAND | 4224600 | 16380500 | 20605100 | 5514600 | 17847200 | 23361800 | 5400200 | 19143300 | 24543500 |
| ORISSA | 21127400 | 114907900 | 136035300 | 31548900 | 137459100 | 169008000 | 41092600 | 143122100 | 184214700 |
| PUNJAB | 9606400 | 172477800 | 182084200 | 15027600 | 205628000 | 220655600 | 21426600 | 224463100 | 245889700 |
| RAJASTHAN | 31315300 | 183676700 | 214992000 | 39186500 | 214184600 | 253371100 | 51430400 | 232416900 | 283847300 |
| SIKKIM | 2941800 | 14734300 | 17676100 | 3954800 | 15722000 | 19676800 | 4625300 | 19174900 | 23800200 |
| TAMIL NADU | 51354600 | 268732100 | 320086700 | 80845200 | 326227300 | 407072500 | 86516200 | 359820500 | 446336700 |
| TRIPURA | 4124100 | 19791600 | 23915700 | 5260900 | 21077900 | 26338800 | 5807600 | 24425900 | 30233500 |
| UTTARAKHAND | 13963100 | 42146600 | 56109700 | 15659600 | 49193300 | 64852900 | 23191500 | 57534300 | 80725800 |
| UTTAR PRADESH | 64448100 | 401723300 | 466171400 | 99860300 | 466851500 | 566711800 | 139254100 | 539459700 | 678713800 |
| WEST BENGAL | 42940800 | 268227200 | 311168000 | 52337300 | 302266600 | 354603900 | 66525200 | 311725400 | 378250600 |
| TOTAL (STATES) | 696262900 | 3684076100 | 4380339000 | 1025973500 | 4343972500 | 5369946000 | 1235012000 | 4712587400 | 5947599400 |
| A. & N. ISLANDS | 2726539 | 11808430 | 14534969 | 3485600 | 9926500 | 13412100 | 3616300 | 7654000 | 11270300 |
| CHANDIGARH | 1127213 | 9767223 | 10894436 | 1396300 | 10639800 | 12036100 | 1444100 | 10811600 | 12255700 |
| DADRA & NAGAR HAVELI | 309330 | 5484520 | 5793850 | 350900 | 7341100 | 7692000 | 425100 | 8756300 | 9181400 |
| DAMAN & DIU | 200535 | 2375989 | 2576524 | 238600 | 3003000 | 3241600 | 259000 | 3329600 | 3588600 |
| DELHI | 16462200 | 48691700 | 65153900 | 21489900 | 58915900 | 80405800 | 33402900 | 66263600 | 99666500 |
| LAKSHADWEEP | 305633 | 1987053 | 2292686 | 327600 | 2597200 | 2924800 | 605700 | 2614100 | 3219800 |
| PUDUCHERRY | 6486800 | 11457400 | 17944200 | 7025200 | 12346500 | 19371700 | 8851300 | 12647300 | 21498600 |
| TOTAL (U.T.s) | 27618250 | 91572315 | 119190565 | 34314100 | 104770000 | 139084100 | 48604400 | 112076500 | 160680900 |
| TOTAL (STATES & U.T.s) | 723881150 | 3775648415 | 4499529565 | 1060287600 | 4448742500 | 5509030100 | 1283616400 | 4824663900 | 6108280300 |
| TOTAL CENTRE | 1118580000 | 3279030000 | 4397610000 | 1445840000 | 3621830000 | 5067670000 | 1743540000 | 3835460000 | 5579000000 |
| GRAND TOTAL | 1842461150 | 7054678415 | 8897139565 | 2506127600 | 8070572500 | 10576700100 | 3027156400 | 8660123900 | 11687280300 |

..NICNET..