

- [CBSE, Class Vth to XIIth](#)
Free NCERT Solutions, Video & Tests Eng, Maths & Science, Register Free
www.MeritNation.com
- [Online Share Trading](#)
It All Started With ICICIdirect.com Open Integrated 3-in-1 Account Now!
ICICIdirect.com
- [Study Abroad in USA.UK](#)
Get Admitted in Top Universities Paid Internships/ Post Study Work
impeloverseas.com/expert/visa/help
- [Bridging the rural divide](#)
Connect the country with Cisco's proven Smart+Connected solutions
www.cisco.in/publicsector
- [Management Education](#)
ICEM offers world class Management Education in India. Join today!
AegisGlobalAcademy.com

Participation of Muslim Minority Children in Elementary Education: A Preliminary Analysis of DISE 2009-10 Data¹

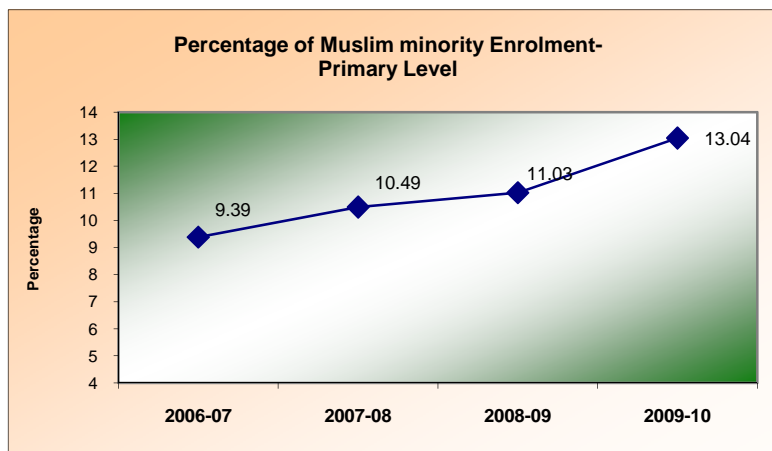
NUEPA would soon release detailed state-specific indicators and **Educational Development Index (EDI)** through one of its publications, namely **DISE Flash Statistics: Elementary Education in India: Progress towards UEE** which is based on the data collected during the year 2009-10 with **30th September 2009** as its date of reference.

The preliminary analysis of provisional data suggests a significant improvement in participation of Muslim Minority children in elementary education programmes. The data which has been received from more than **1.28 million** recognised schools imparting elementary education from across **635 districts** spread over **35 States and Union Territories** of the country reveals a total enrolment of 17.17 million (against **14.83 million in 2008-09**) Muslim children in Primary classes in 2009-10 which is **13.04 percent** of the total **131.72 million** enrolment (Total, provisional) in Primary Classes I to V. During 2009-10, an additional 2.34 million Muslim minority children were enrolled in

¹ DISE stands for District Information System for Education which is a joint initiative of the National University of Educational Planning and Administration (NUEPA), Department of School Education and Literacy, Ministry of HRD and UNICEF. For more details, please visit <http://dise.in> and <http://schoolreportcards.in>

Primary classes across the country. The percent share of Muslim enrolment during the pervious year was 11.03 percent and in 2007-08, it was 10.49 percent.

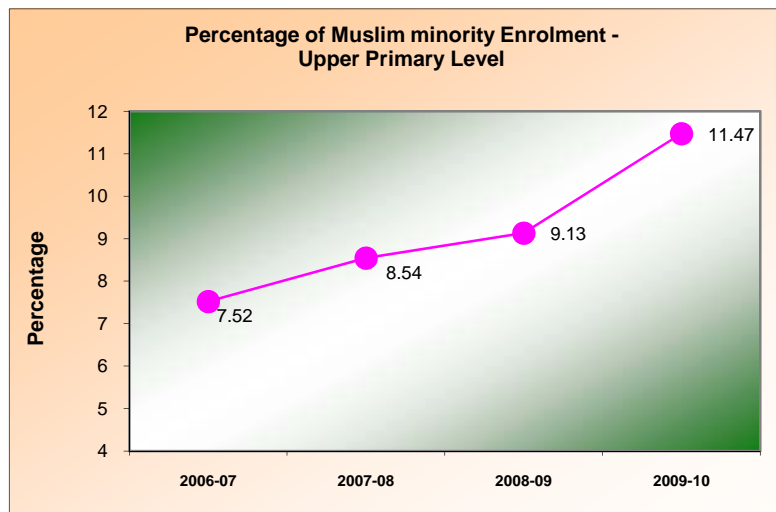
Of the total Muslim enrolment in Primary classes, the percentage of Muslim girls is **48.89** which is quite similar to the share of girls in overall Primary enrolment (48.44 percent) at the all-India level. The highest percentage of Muslim enrolment is observed in Lakshadweep UT (99.61 percent) which is because of the fact that the percentage of Muslim population to total population in the UT in 2001 was as high as 95.47 percent. In Jammu and Kashmir, the percentage of Muslim children in Primary classes is reported to be 67.80 percent which is almost the same as its share in population (66.97 percent). Assam, Bihar, Delhi, Jharkhand, Karnataka, Kerala, Maharashtra, Uttar Pradesh, Uttarakhand and West Bengal are a few other states which too have a high percentage of Muslim Minority children in its Primary classes.



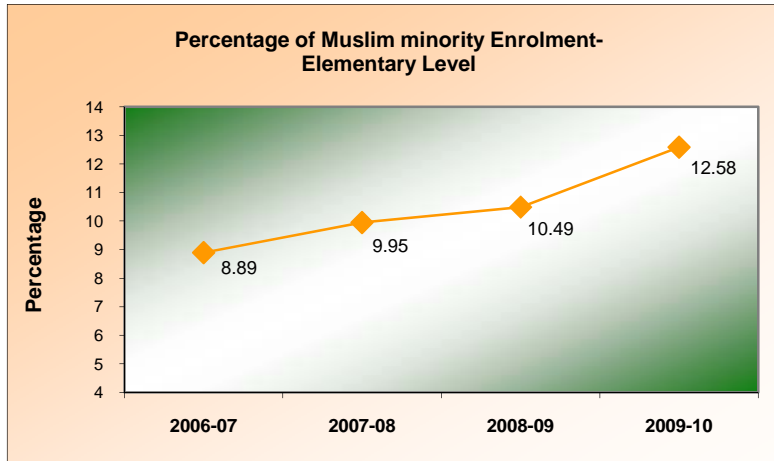
Like enrolment in Primary classes, percentage of Muslim enrolment in **Upper Primary classes** has also improved to **11.47 percent** in 2009-10 from 9.13 percent in 2008-09 and 8.54 percent in 2007-08. Of the total **54.02 million enrolment in Upper Primary classes** in the country in 2009-10, **Muslim enrolment is reported to be 6.20 million (4.87 million in 2008-09)** and the percentage of Muslim girls to total Muslim enrolment in Upper Primary classes is **49.97 percent** which is above the national average of 48.04. Like enrolment in Primary classes, Assam, Bihar, Delhi, Jammu and Kashmir, Jharkhand,

Karnataka, Kerala, Maharashtra, Uttar Pradesh, Uttarakhand and West Bengal too have high percentage share of Muslim enrolment in its Upper Primary classes.

The preliminary data also reveals 12.58 percent Muslim enrolment in Elementary classes I to VIII of which 49.20 percent are girls. Both Primary and Upper Primary enrolment together have a total of 23.37 million Muslim enrolment in Elementary classes. Uttar Pradesh alone has a total of 3.09 million Muslim enrolment against 3.51 million in West Bengal and 2.57 million in Bihar in Elementary classes. The provisional Gross Enrolment Ratio at Elementary level of education in case of Muslim children comes out to be around 93 percent.



The preliminary enrolment data for the year 2009-10 also reveals that there are certain pockets in the country which has got high percentage of Muslim enrolment. There are about 1,01,484 schools which has got more than 25 percent Muslim enrolment (to total enrolment in elementary classes) which is 7.91 percent of the total schools that impart elementary education in the country. Similarly, 72,053 (5.62 percent) schools have above 50 percent Muslim enrolment as compared to 54,355 schools (4.84 percent) having 75 percent and above and 43,809 schools (3.41 percent) even having a share of 90 and above Muslim enrolment to total enrolment in the country.



Because of the high percent share of Muslim population to total population in the state, 11 districts of Jammu and Kashmir have got above 90 percent Muslim enrolment in 2009-10 in Primary classes which is also true for enrolment in Upper Primary classes. On the other hand, 34 districts in the country have more than 50 percent Muslim enrolment in Primary classes in 2009-10 compared to 30 such districts in case of Upper Primary enrolment. 12 districts of Jammu and Kashmir, 1 each from Bihar, Lakshadweep and Kerala and 2 from West Bengal and 8 districts of Assam have more than 50 percent Muslim enrolment in Primary classes.

Table 1: Percentage of Muslim Enrolment in Primary: 2009-10 (Provisional)

State/UT	% Muslim Enrolment: 2009-10*				
	% Muslim Population Census 2001	Primary Level			
		2007-08	2008-09	2009-10	% Girls Enrolment
A & N Islands	8.22	1.49	3.08	6.97	49.18
Andhra Pradesh	9.17	10.51	10.79	8.99	50.83
Arunachal Pradesh	1.88	0.04	0.10	0.34	47.78
Assam	30.92	31.94	35.08	39.89	50.1
Bihar	16.53	11.27	12.96	13.83	48.38
Chandigarh	3.95	3.81	4.73	5.26	47.56
Chhattisgarh	1.97	0.68	0.21	1.20	49.47
D & N Haveli	2.96	NR	NR	3.37	33.04
Daman & Diu	7.76	3.87	8.33	8.95	45.2
Delhi	11.72	5.33	12.33	15.15	49.56
Goa	6.84	2.49	0.21	8.69	47.88
Gujarat	9.06	4.57	4.73	6.45	48.29
Haryana	5.78	5.34	3.61	6.68	42.64
Himachal Pradesh	1.97	1.08	1.18	1.56	46
Jammu & Kashmir	66.97	59.29	66.42	67.80	48.15
Jharkhand	13.85	10.30	10.74	13.25	49.58
Karnataka	12.23	15.06	14.67	35.52	48.40
Kerala	24.70	21.49	26.22	33.24	50.17
Lakshadweep	95.47	99.92	99.73	99.61	50.28
Madhya Pradesh	6.37	3.27	3.22	4.23	50.63
Maharashtra	10.60	8.61	9.31	12.03	48.57
Manipur	8.81	NR	NR	6.02	51.72
Meghalaya	4.28	0.15	0.42	2.39	50.95
Mizoram	1.14	NR	0.18	0.09	44.71
Nagaland	1.76	0.03	0.01	0.03	51.35
Orissa	2.07	1.67	1.69	1.72	49.76
Puducherry	6.09	6.77	6.38	7.23	48.25
Punjab	1.57	0.51	0.95	1.60	45.96
Rajasthan	8.47	5.40	5.05	6.73	45.98
Sikkim	1.42	NR	0.50	0.58	38.04
Tamil Nadu	5.56	4.74	4.47	5.25	49.12
Tripura	7.95	7.51	7.83	9.15	49.16
Uttar Pradesh	18.50	9.34	9.59	10.31	48.31
Uttarakhand	11.92	14.80	13.78	15.39	47.71
West Bengal	25.25	28.13	28.28	30.03	49.74
All States	13.43	10.49	11.03	13.04	48.89

NR: Data not fully reported. In a few states, coverage may not be complete.

Table 2: Percentage of Muslim Enrolment in Upper Primary and Elementary Classes: 2009-10 (Provisional)

State/ UT	% Muslim Enrolment: 2009-10*						
	Upper Primary Level				Elementary Level		
	2007-08	2008-09	2009-10	% Girls Enrolment	2008-09	2009-10	% Girls Enrolment
A & N Islands	1.25	3.04	5.77	46.7	3.06	6.49	48.31
Andhra Pradesh	9.45	10.07	8.13	52.31	10.55	8.70	51.29
Arunachal Pradesh	0.03	0.08	0.38	44.14	0.09	0.35	46.75
Assam	20.26	25.57	31.87	53.66	32.31	37.34	51.06
Bihar	8.22	10.35	12.21	48.59	12.47	13.50	48.42
Chandigarh	2.78	3.67	4.06	49.77	4.34	4.82	48.24
Chhattisgarh	0.90	0.30	1.43	51.41	0.24	1.27	50.13
D & N Haveli	NR	NR	2.74	45.91	NR	3.22	35.65
Daman & Diu	2.25	6.48	7.26	46.85	7.68	8.38	45.69
Delhi	8.39	10.66	12.24	49.62	11.72	14.07	49.58
Goa	1.99	0.17	7.18	45.4	0.20	8.13	47.08
Gujarat	4.52	4.75	6.44	47.73	4.74	6.45	48.15
Haryana	2.31	2.03	2.77	33.55	3.09	5.37	41.07
Himachal Pradesh	1.05	0.90	1.07	43.94	1.07	1.37	45.36
Jammu & Kashmir	58.22	63.96	65.14	46.27	65.62	66.9	47.53
Jharkhand	9.04	9.91	11.78	50.59	10.56	12.89	49.8
Karnataka	16.73	13.81	37.13	48.32	14.42	35.99	48.37
Kerala	19.09	21.98	29.23	48.47	24.51	31.61	49.53
Lakshadweep	99.95	99.73	98.97	49.90	99.73	99.38	50.15
Madhya Pradesh	3.13	3.06	3.80	52.21	3.18	4.10	51.06
Maharashtra	7.24	8.02	10.40	48.91	8.87	11.46	48.68
Manipur	NR	-	5.10	51.44	NR	5.77	51.65
Meghalaya	0.21	0.71	2.68	52.09	0.49	2.45	51.23
Mizoram	NR	NR	0.05	23.33	NR	0.08	41.5
Nagaland	0.05	0.02	0.00	0.00	0.02	0.02	51.35
Orissa	1.60	1.62	1.8	51.22	1.66	1.74	50.17
Puducherry	5.86	6.20	6.68	47.51	6.31	7.02	47.98
Punjab	0.24	0.85	1.33	45.05	0.91	1.50	45.67
Rajasthan	3.61	3.46	4.43	40.58	4.59	6.06	44.83
Sikkim	NR	NR	0.39	45.39	NR	0.52	39.63
Tamil Nadu	4.74	4.47	5.08	49.76	4.47	5.19	49.35
Tripura	6.68	7.58	9.20	53.20	7.75	9.16	50.5
Uttar Pradesh	7.34	7.55	8.20	49.72	9.12	9.80	48.59
Uttarakhand	8.06	7.35	8.90	48.01	11.68	13.19	47.78
West Bengal	18.91	20.08	22.59	54.74	25.79	27.68	51.03
All States	8.54	9.13	11.47	49.97	10.49	12.58	49.18

NR: Data not fully reported. In a few states, coverage may not be complete.

Table 3: Number and Percentage of Schools having Muslim Enrolment in Different Percentage Slabs: 2009-10

State/UT	Schools with Muslim Enrolment 25 & Above Percentage		Schools with Muslim Enrolment 50 & Above Percentage		Schools with Muslim Enrolment 75 & Above Percentage		Schools with Muslim Enrolment 90 & Above Percentage	
	Number	Percentage	Number	Percentage	Number	Percentage	Number	Percentage
A & N Islands	7	1.78	2	0.51	0	0.00	0	0.00
Andhra Pradesh	4821	4.69	3104	3.02	2555	2.49	2265	2.20
Arunachal Pradesh	1	0.02	1	0.02	1	0.02	0	0.00
Assam	11691	21.92	10335	19.38	9208	17.26	8351	15.66
Bihar	7444	11.00	4927	7.28	3609	5.33	2782	4.11
Chandigarh	3	1.70	0	0.00	0	0.00	0	0.00
Chhattisgarh	249	0.49	120	0.24	77	0.15	65	0.13
Daman & Diu	6	5.61	1	0.93	1	0.93	1	0.93
Delhi	483	9.68	213	4.27	120	2.41	80	1.60
Goa	84	5.82	29	2.01	11	0.76	9	0.62
Gujarat	448	1.12	291	0.73	223	0.56	198	0.50
Haryana	670	3.61	507	2.73	347	1.87	203	1.09
Himachal Pradesh	175	1.01	79	0.45	37	0.21	22	0.13
Jammu & Kashmir	10291	39.43	9711	37.21	9215	35.31	8798	33.71
Jharkhand	2781	6.64	1945	4.64	1386	3.31	1101	2.63
Karnataka	14059	24.17	10819	18.60	7248	12.46	4875	8.38
Kerala	2709	21.80	1752	14.10	1013	8.15	516	4.15
Lakshadweep	20	45.45	20	45.45	20	45.45	20	45.45
Madhya Pradesh	3383	2.51	1906	1.41	1309	0.97	1050	0.78
Maharashtra	2637	2.80	1656	1.76	1381	1.47	1256	1.33
Manipur	158	4.02	147	3.74	137	3.49	133	3.39
Meghalaya	112	0.95	103	0.88	95	0.81	87	0.74
Mizoram	2	0.07	1	0.03	1	0.03	1	0.03
Nagaland	1	0.04	1	0.04	1	0.04	1	0.04
Orissa	553	0.97	393	0.69	295	0.52	247	0.44
Puducherry	16	2.31	1	0.14	1	0.14	0	0.00
Punjab	214	0.92	62	0.27	25	0.11	13	0.06
Rajasthan	3993	3.78	2965	2.80	2352	2.22	1949	1.84
Tamil Nadu	1177	2.16	638	1.17	400	0.73	296	0.54
Tripura	162	3.76	117	2.72	70	1.63	45	1.05
Uttar Pradesh	15674	8.03	7453	3.82	4167	2.14	2754	1.41
Uttarakhand	1106	5.00	707	3.20	456	2.06	318	1.44
West Bengal	16354	24.17	12047	17.81	8594	12.70	6373	9.42
ALL STATES	101484	7.91	72053	5.62	54355	4.24	43809	3.41

Table 4: Number of Districts by Muslim Enrolment in Different Percentage Slabs: 2009-10

State/UT	Number of Districts having Enrolment in Primary Classes*				Number of Districts having Enrolment in Upper Primary Classes*			
	25% & Above	50% & Above	75% & Above	90% & Above	25% & Above	50% & Above	75% & Above	90% & Above
Andhra Pradesh	1	0	0	0	1	0	0	0
Assam	12	8	1	0	11	5	1	0
Bihar	4	1	0	0	3	1	0	0
Delhi	1	0	0	0	2	0	0	0
Haryana	1	1	0	0	1	1	0	0
Jammu & Kashmir	17	14	12	11	17	14	12	12
Jharkhand	2	0	0	0	1	0	0	0
Karnataka	28	6	0	0	28	6	0	0
Kerala	6	1	0	0	6	1	0	0
Lakshadweep	1	1	1	1	1	1	1	1
Puducherry	1	0	0	0	1	0	0	0
Uttar Pradesh	4	0	0	0	2	0	0	0
Uttarakhand	2	0	0	0	1	0	0	0
West Bengal	9	2	0	0	6	1	0	0
Total Number of Districts	89	34	14	12	81	30	14	13

- To total enrolment in Primary and Upper Primary classes.

Table 5: Muslim Minority Enrolment in Primary and Upper Primary Classes: 2009-10 (Provisional)

State/UT	Classes I - V			Classes VI - VIII			Classes I - VIII		
	Boys	Girls	Total	Boys	Girls	Total	Boys	Girls	Total
A & N Islands	1212	1173	2385	686	601	1287	1898	1774	3672
Andhra Pradesh	319615	330471	650086	140360	153933	294293	459975	484404	944379
Arunachal Pradesh	436	399	835	186	147	333	622	546	1168
Assam	701132	703884	1405016	242231	280523	522754	943363	984407	1927770
Bihar	1081812	1013985	2095797	241675	228386	470061	1323487	1242371	2565858
Chandigarh	2478	2247	4725	1071	1061	2132	3549	3308	6857
Chhattisgarh	19074	18671	37745	9474	10025	19499	28548	28696	57244
D & N Haveli	898	443	1341	185	157	342	1083	600	1683
Daman & Diu	857	707	1564	346	305	651	1203	1012	2215
Delhi	131266	128996	260262	62006	61079	123085	193272	190075	383347
Goa	5116	4700	9816	2576	2142	4718	7692	6842	14534
Gujarat	195330	182410	377740	66010	60281	126291	261340	242691	504031
Haryana	85104	63262	148366	20566	10382	30948	105670	73644	179314
Himachal Pradesh	5252	4474	9726	2481	1945	4426	7733	6419	14152
Jammu & Kashmir	459810	427050	886860	232843	200489	433332	692653	627539	1320192
Jharkhand	329877	324345	654222	92229	94423	186652	422106	418768	840874
Karnataka	993219	931456	1924675	425591	397904	823495	1418810	1329360	2748170
Kerala	329288	331524	660812	206081	193840	399921	535369	525364	1060733
Lakshadweep	3407	3446	6853	1823	1816	3639	5230	5262	10492
Madhya Pradesh	231383	237264	468647	82997	90673	173670	314380	327937	642317
Maharashtra	640761	605213	1245974	291962	279544	571506	932723	884757	1817480
Manipur	9995	10706	20701	3129	3315	6444	13124	14021	27145
Meghalaya	5514	5727	11241	1740	1892	3632	7254	7619	14873
Mizoram	94	76	170	23	7	30	117	83	200
Nagaland	36	38	74	0	0	0	36	38	74
Orissa	37644	37282	74926	14241	14953	29194	51885	52235	104120
Puducherry	4221	3936	8157	2495	2258	4753	6716	6194	12910
Punjab	15991	13600	29591	7757	6359	14116	23748	19959	43707
Rajasthan	313464	266799	580263	93415	63808	157223	406879	330607	737486
Sikkim	316	194	510	77	64	141	393	258	651
Tamil Nadu	165470	159733	325203	95333	94425	189758	260803	254158	514961
Tripura	20677	19990	40667	9437	10729	20166	30114	30719	60833
Uttar Pradesh	1275016	1191532	2466548	313648	310134	623782	1588664	1501666	3090330
Uttarakhand	84072	76716	160788	24761	22861	47622	108833	99577	208410
West Bengal	1307677	1294205	2601882	409728	495554	905282	1717405	1789759	3507164
All States	8777514	8396654	17174168	3099163	3096015	6195178	11876677	11492669	23369346

- [IIPM on Facebook](#)
BBA/MBA aspirants/students/alumni Connect here for news & updates.
www.facebook.com/iipm-bschool
- [Oberoi Intl School](#)
Not just Lessons. Life Lessons Admissions open for 2010-2011.
Oberoi-is.org